

2010-2011 MEDIA GUIDE

ALL THE INFORMATION
YOU NEED TO KNOW



PRESENTING SPONSOR
2010-2011 SEASON
PartyCity
NOBODY HAS MORE PARTY FOR LESS





BankAtlantic - Official Bank of the Florida Panthers®



**Take your savings
off Injured Reserve today!**



Florida's Most Convenient Bank

Since 1952

1-888-7-DAY-BANK
1-888-732-9226



BankAtlantic.com/Savings

Follow us on:



Facebook



Twitter



LinkedIn

Member FDIC © 2009 BankAtlantic. 46592-2010FP-MA (9/09)

TABLE OF CONTENTS

Panthers Directory.....	4-5	OPONENTS	128-161
President/COO, Michael R. Yormark	6	Top Scorers vs. Panthers.....	159
HOCKEY OPERATIONS/MEDICAL TEAM/ FRONT OFFICE STAFF	7-29	Lifetime Goaltending vs. Panthers.....	160
Dale Tallon/Michael Santos	8	REGULAR SEASON RECORDS/HISTORY	162-227
Bill Torrey	9	Regular Season Records	164
Peter DeBoer	10	All-Time Leaders	173
Jim Hulton/Gord Murphy	11	All-Time Records	176
Robb Tallas/Craig Staunwhite/Jamie Pringle ..	12	All-Time Special Teams	177
Michael Dixon/Giselle Seoane	13	Panthers All-Stars & Career Goaltending	178
Brian Skrudland/Phil Mahovlich/Al Tuer ...	14	Panthers Career Scoring	179
Scott Luce/Erin Ginnell/Paul Gallagher ...	15	Team Records	181
Mike Yandle/Fred Bandel/ Jari Kekalainen	16	Individual Records.....	185
Luke Williams/Craig Demetrick/ Kent Nilsson/ Vadim Podrezov.....	17	Goaltending Records	187
Dave Zenobi/Steve Dischiavi.....	18	Rookie Records	188
Chris Scoppetto/Chris Moody/Jason MacDonald.....	19	Panthers Year-by-Year	189
Official Medical Team.....	20-25	Inaugural Season Firsts.....	206
Evelyn Lopez/Pedro J. Goncalves/ Carol Dunconson	26	All-Time Numerical Roster	210
Communications Staff	27	Panthers History.....	212
Randy Moller	28	PLAYOFF REVIEW/RECORDS	228-241
Steve Goldstein/Bill Lindsay.....	29	2010 Playoff Results.....	230
THE PLAYERS	30-91	2010 Playoff Leaders.....	231
IN THE SYSTEM	92-115	All-Time Playoff History	232
Minor League Affiliates	107	1996 & 1997 Panthers Playoff Scoring ..	233
Draft History	113	2000 Panthers Playoff Scoring/ Top Playoff Scorers vs. Panthers	234
REGULAR SEASON REVIEW	116-127	All-Time Playoff Leaders/ Playoff Goaltending vs. Panthers	235
Final NHL Standings/Statistics.....	118	Team Playoff Records.....	236
Final Regular Season Game Results	120	Individual Playoff Records	239
Final Regular Season Scoring	122	Goaltending/Rookie Records.....	241
2009-10 Highs & Lows.....	123	GENERAL INFORMATION	242-258
2009-10 Miscellaneous Stats	124	Media Information	244
2009-10 Transactions	125	Saveology.com Iceplex.....	245
2009-10 Injury Breakdown	126	BankAtlantic Center	246
2009-10 Opening & Closing Rosters.....	126	Community Programs.....	247
2009-10 Home/Road Scoring.....	127	Fan Development & Grassroots Marketing ..	249
		Youth Hockey	250
		Hockey Information.....	251
		NHL Directory.....	252
		2010-11 On-Ice Officials.....	252
		NHL Critical Dates	253
		Ticket Information/Arena Seating.....	254
		2010-11 Schedule	256

EDITORS IN CHIEF

Justin Copertino
Glenn Odebralski

ASSOCIATE EDITORS

Matthew F. Sacco
Ethan Schildkraut



CONTRIBUTING EDITORS

Jon Moss
Josh Weissman

PHOTO CREDITS

Eliot Schechter, Doug Benc and
Bruce Bennett of Getty Images

FLORIDA PANTHERS CLUB DIRECTORY



ONE PANTHER PARKWAY • SUNRISE, FL 33323 • PHONE: (954) 835-7000 • FAX: (954) 835-7700
<http://www.floridapanthers.com>

Ownership

General Partner and Chairman of the Board/
Chief Executive Officer/GovernorCliff Viner
PartnersAlan Cohen, Steve Cohen, David Epstein,
Dr. Elliott Hahn, H. Wayne Huizenga,
Bernie Kosar, Richard C. Lehman M.D.,
Al E. Maroone, Michael E. Maroone,
James L. Nederlander, Stu Siegel, Jordan Zimmerman

Executive

President/Chief Operating OfficerMichael R. Yormark
Executive Vice President & GM, Hockey Operations ...Dale Tallon
Executive Vice President/
Chief Marketing OfficerPedro Goncalves
Executive Vice President/Chief Financial OfficerEvelyn Lopez
Sr. VP, Human ResourcesCarol Duncanson
Vice President, Event MarketingMatt Bell
Vice President/GM, Saveology.com IceplexJeff Campol
Vice President, Corporate MarketingTim Kuhl
Vice President, Corporate DevelopmentRJ Martino
Vice President, Ticket SalesRyan McCoy
Vice President, Broadcasting & Panthers Alumni....Randy Moller
Vice President, Business AffairsEd Wildermuth
Vice President, Marketing & Brand ActivationSteve Ziff
Executive Assistant to the President/COOHeidi Leigh
Executive Assistant to Chief Financial OfficerCathy Stevenson

Hockey Operations

Executive Vice President & GM, Hockey Operations ...Dale Tallon
Assistant General ManagerMichael Santos
Alternate GovernorWilliam A. Torrey
Executive Assistant to the General ManagerGiselle Seoane
Manager, Team ServicesMichael Dixon
Director of Scouting.....Scott Luce
Director of Player DevelopmentBrian Skrudland
Amateur ScoutsFred Bandel, Craig Demetrick,
Paul Gallagher, Erin Ginnell, Luke Williams, Mike Yandle
Pro ScoutsPeter Mavolich, Al Tuer
European ScoutsJari Kekalainen, Vadim Podrezov
Head Athletic TrainerDavid Zenobi
Assistant Athletic TrainerSteve Dischiavi
Head Equipment ManagerChris Scoppetto
Equipment ManagerChris Moody
Assistant Equipment ManagerJason MacDonald

Coaching Staff

Head CoachPeter DeBoer
Assistant CoachJim Hulton
Assistant CoachGord Murphy
Goaltending CoachRobb Tallas
Strength & Conditioning CoachCraig Slaunwhite
Video CoachJamie Pringle

Communications/Media Content

Sr. Director, CommunicationsMatthew F. Sacco
Director, CommunicationsJustin Copertino
Manager, Website & Social MediaGlenn Odebralski

Community Development, Youth Hockey & Broadcasting

Executive Director, Florida Panthers Foundation ...Rachel Brooke
Director, Game PresentationDennis Docil
Director, Grassroots Marketing & Fan Development...Lynsie Estes
Manager, Grassroots Marketing & Fan Development ...Brooke Cranor
Producer, Game PresentationRichard McClelland
Producer, ProductionJason Cothorn
Coordinator, Mascot/Game OperationsKyle Hamsher
Panthers Ice Dancer DirectorNicole Genchi
Panthers Ice Dancer Assistant DirectorKelli Russell
Coordinator, Community Development & Foundation ...Darren Perry
Public Address AnnouncerMitch Phillips
In-Arena HostEmily Oz
Arena EmceeBill Murphy

Corporate Partnerships & Brand Activation

Sr. Director, New Business DevelopmentMatthew Rickoff
Director, Corporate SalesRuben Cabrera
Director, Corporate SalesDuffy House
Director, Brand ActivationElizabeth McKinney
Director, Strategic PartnershipsEric Tomasini
Manager, Corporate AccountBen Slepian
Manager, Brand ActivationJacqueline Uram
Manager, Brand ActivationKyle Watson
Sales Associate, Corporate MarketingJoseph Ferrio
Coordinator, Brand ActivationKatie Damato
Coordinator, Brand ActivationMallory Strock
Coordinator, BroadcastingAshley Levine

Sales, Service & Marketing

Director, Marketing	Genya Adesso
Director, Group Sales	Mackie Feierstein
Director, Season Sales	Robert Miller
Director, Premium Seating	Brett Weisbrot
Director, Client Services	Bill Sicheneder
Manager, Ticket Sales	Wes England
Manager, Database Marketing	Lauren Heunis
Manager, Ticket Sales Retention	Brad Hoffman
Manager, Client Services	Kathleen Malara
Manager, Event Marketing	Jill Waldman
Account Manager, Event Sales	Kevin Goldman
Coordinator, Group Sales	Melissa Ayluardo
Coordinator, Client Services	Lauren Begelman
Coordinator, Service and Retention	Brad Bellissimo
Sr. Account Executive, New Business Development	Mario Durant
Sr. Account Executive, New Business Development	Roland Nadeau
Sr. Account Executive, Group Sales	Edward Lanza
Sr. Account Executive, Premium Seating	Scott Erdmann
Account Executive, Corporate Development	RJ Redd
Account Executive, New Business Development	Nicole Gruschow
Account Executive, New Business Development	Brandon Lott
Account Executive, New Business Development	Ian Parker
Account Executive, New Business Development	Taylor Thiel
Account Executive, Group Sales	Brie Berkowitz
Account Executive, Group Sales	Gary Kahn
Account Executive, Group Sales	David Percarpio
Account Executive, Group Sales	Rachel Toman
Account Executive, Premium Seating	Briah Keller
Account Executive, Premium Seating	Jason Potter
Inside Sales Representative	Kristopher Collins
Inside Sales Representative	Patrick Malek
Inside Sales Representative	Jonathan Marcus
Inside Sales Representative	Joseph Perry
Inside Sales Representative	Scott Weisman

Box Office

Director, Ticket Operations	OJ Jimenez
Assistant Director, Ticket Operations	Michael Nugent
Manager, Ticket Operations	Andy Friedlander
Manager, Ticket Operations	Marcus Kroulik
Coordinator, Box Office	Karlon Godfrey
Coordinator, Ticket Operations	Karla Suarez

Finance and Business Support

Controller/Senior Director, Accounting	Phillip Reitz
Sr. Director, Accounting	Luciana Midilli
Director, Purchasing	Laura Barrera
Director, Merchandise	Jennifer Simmons
Director, Human Resources and Immigration	Mary Lou Veroline
Sr. Manager, Accounting	Fayon Bryce
Supervisor, Accounting	Lynda Kosoy
Sr. Accountant	Douglas Bernard
Staff Accountant	Ed Ryan
Staff Accountant	Jan Waldman
HR Generalist	Sheri Albert
Coordinator, Shipping and Receiving	Joshua Holm
Coordinator, Payroll	Peggy Ziady

Radio/TV Broadcasters

Television	FSN Florida
Television Play-By-Play	Steve Goldstein
Television Analyst	Bill Lindsay
Panthers Preview Host	Craig Minervini
Panthers Sideline Reporters	Frank Forte, Allison Williams
Radio	560 WQAM
Radio Play-By-Play	Randy Moller

BankAtlantic Center Building Operations

Director, Building Operations	Jerry VonTress
Manager, Events	Tom Embrey
Manager, Events	Kim Seeley
Manager, Building Operations	Chris Weinert
Senior Engineer	Brent Costello
Engineer	Ron Griffin
Engineer	Marcus Jewell
Engineer	Angel Mercado
Senior Electrician	Paul Guttillo
Electrician	Brian Puppilo
Senior Audio/Video Technician	Dean Dydek
Assistant Audio/Video Technician	Sean Woods
Audio/Video Technician	Anthony Depasquale
Set-up Day Lead	Marcos Herrera
Set-up Crew	Rene Companioni

Saveology.com Iceplex (Practice Facility)

Director, Hockey Operations	Jeff Grier
Director of Figure Skating	Nancy Mariani
Director, Retail Sales	Jennifer Simmons
Manager, Arena Operations	Tim Disharoon
Manager, Retail Operations	Danny Garcia
Manager, Program Development	John Peach
Manager, Retail Sales	Matt Redmond
Manager, HR & Accounting	Alexandra Vargas
Manager, Food and Beverage	Scott Watson
Assistant Manager, Arena Operations	Jamal Pierre
Administrative Assistant/Private Rental Coordinator	Leslie Barnett
Coordinator, Hockey Operations	Tony Lessel
Crew, Arena Operations	Ferdiand Brickleff



MICHAEL R. YORMARK

President & Chief Operating Officer Sunrise Sports & Entertainment & The Florida Panthers

Since joining Sunrise Sports & Entertainment in September of 2003, Michael R. Yormark has guided the organization into a new era of growth and success. For his efforts, devotion and dedication to SSE, the Florida Panthers and the BankAtlantic Center, he was promoted to the position of President on Aug. 13, 2007.

Yormark and his staff have worked diligently to build and re-brand Florida Panthers L.L.P. into Sunrise Sports & Entertainment, a first-class sports and entertainment company, and to ensure that the BankAtlantic Center lives up to its reputation as the "Center of it All" in South Florida. SSE serves as an umbrella for a diverse portfolio of operating entities that includes the BankAtlantic Center, the Florida Panthers, the Saveology.com Iceplex, the SSE Media Network and more.

Entering his eighth year at the helm, Yormark has built SSE into a comprehensive company with its values rooted in innovative marketing and public relations strategies, first-rate customer and client services, aggressive sales, and diverse revenue pursuits. Under his leadership, the organization has retained his mantras of "dream big, dare to fail" and "anything is possible," and enhanced its commitment to the South Florida region through its "Contract With The Community" and upgrades to the Florida Panthers Foundation, grassroots marketing and community development departments.

In addition, Yormark has overseen dramatic improvements to the BankAtlantic Center in the last few years including two Las Vegas-style outdoor marquees' and two huge Lobby Vision LED boards inside the arena's lobby. He has also spearheaded an innovative sponsorship activation strategy that included the unprecedented venue naming rights partnership with BankAtlantic in 2005, the creation of his Brand Activation Team and the development of the JetBlue Tarmac, ADT Club, IT's Sugar Sweet Spot, Learning Experience Club House For Kids, and various other branded destinations that are the first of their kind in the professional sports industry.


Yormark has been consistently recognized for his tireless work ethic, creative philosophies and renowned leadership through national awards and exposure such as the SportsBusiness Journal's Forty Under 40 Award, the Stanley Cup of Business, the City of Sunrise Business Leader Award, the South Florida Business Journal's Business of the Year Award Nomination, profiles in Newsweek magazine, Sports Illustrated, American Way Magazine and on CNBC, one of the South Florida Sun Sentinel's Most Influential People, a top 20 worldwide ranking for the BankAtlantic Center in Pollstar Magazine for 2010, an Arena of the Year Nomination from Pollstar and more.

Yormark has also dedicated considerable time to the South Florida community including acting as President of the City of Sunrise Foundation, sitting on the board of the Boys & Girls Club of Broward County, Chairing the Leukemia & Lymphoma Society's Light The Night Walk in Broward County, and being a member of the Young President's Organization.

Before joining SSE, Yormark spent four seasons with Palace Sports & Entertainment and the Tampa Bay Lightning, most recently as Executive Vice President, where he was a Tampa Bay Business Journal Forty Under 40 Award Winner and brokered the naming rights partnership that saw the Ice Palace become the St. Pete Times Forum. He has also served as Vice President of Integrated Sales and Broadcasting for the Columbus Blue Jackets. He began his professional career in corporate sponsorship sales with the New York Yankees and eventually joined the media rep firm Katz Communications in New York City, where he oversaw sports sponsorship sales for their affiliated television stations. From there, Yormark joined Front Row Communications, the marketing and broadcasting arm of Wayne Huizenga's sports holdings. In four years as Vice President of Sales for Front Row, he helped rebuild Sportschannel Florida and assisted in the opening of the BankAtlantic Center.

Yormark and his wife Dana and daughter Sophia reside in Boca Raton.

2010-2011 HOCKEY OPERATIONS AND FRONT OFFICE





DALE TALLON

Executive Vice President/General Manager

Dale Tallon enters his first season as Executive Vice President/General Manager of the Florida Panthers after being named to the position on May 17, 2010.

Since joining Florida, Tallon conducted a successful 2010 NHL Entry Draft that saw the club stockpile 13 picks, including three first round selections (No. 3 – D Erik Gudbranson, No. 19 – C Nick Bjugstad & No. 25 C Quinton Howden).

Tallon acquired forwards Steve Bernier and Michael Grabner, along with Vancouver's 2010 first round pick in a draft day trade. In addition, he acquired defenseman Dennis Wideman and Boston's 2010 first round pick just days before the draft.

Prior to joining the Panthers, Tallon spent 33 years with the Blackhawks organization as a front office executive, player and broadcast personality. He served as Chicago's General Manager from June 2005 to July 2009, and assistant GM from Nov. 2003 to June 2005. He was responsible for drafting or acquiring many of the Blackhawks' top players who won the 2010 Stanley Cup, including Jonathan Toews, Patrick Kane, Marian Hossa, Patrick Sharp, Brian Campbell and Antti Niemi.

Tallon spent the 2009-10 season serving as a senior advisor of hockey operations for the Blackhawks. He also served four years (1998-2002) as director of player personnel before returning to the radio and television booth prior to the 2002-03 season.

A defenseman, Tallon was Vancouver's first-round selection (2nd overall) in the 1970 NHL Entry Draft. He played in 642 NHL contests with Vancouver (1970-73), Chicago (1973-78) and Pittsburgh (1978-80) registering 336 points (98-238–336) and 568 PIM. Tallon recorded a career-high 17 goals in 69 games with Vancouver during the 1971-72 season and appeared in the 1971 and 1972 NHL All-Star Games. In 1972, Tallon was picked as an alternate for Team Canada at the 1972 Summit Series against the USSR.

The Rouyn-Noranda, Quebec native was born on Oct. 19, 1950. Tallon and his wife, Meg, have two daughters, Lauren and Kristen.



MICHAEL SANTOS

Assistant General Manager

Michael Santos enters his first season as the club's Assistant General Manager after being named to the position on July 1, 2010.

Santos spent the previous four seasons as the Nashville Predators Director of Hockey Operations. In his new role, he will be responsible for negotiating player contracts, salary arbitration preparation, overseeing the club's minor league affiliates and managing the club's payroll and salary cap, as well as serving as


the day-to-day contact of the hockey operations department.

Prior to working in Nashville, Santos served as the Florida Panthers Director of Hockey Operations/Corporate Counsel for the 2002-03 season after joining the organization during the 2001-02 season as a hockey operations consultant. He was named commissioner and president of the North American Hockey League in 2003 and led the Junior "A" league through three seasons of unprecedented growth. The Lowell, Massachusetts native has also spent time working in the NHL's New York office, as well as for the New Haven Nighthawks (AHL) and the NY Islanders.

A graduate of Boston College, he received his Master's Degree from the United States Sports Academy in 1989, earned his Juris Doctorate from St. John's University School of Law in 1998, has been a member of the New York state bar since 1999 and serves on USA Hockey's Congress, as well as its junior and legal councils.

WILLIAM A. TORREY

Alternate Governor



One of the most respected men in hockey, Mr. William A. Torrey has been a member of the Florida Panthers organization since the club's inception. He spent his first nine seasons as President of the Panthers, while serving as governor (2002-03) and currently alternate governor (2003-10). Mr. Torrey was inducted into the Hockey Hall of Fame in 1995 and will be honored by the Panthers with a special tribute night on Oct. 23, 2010.

Under Mr. Torrey's guidance and direction, the Panthers have enjoyed tremendous success. In 1993-94, the team's inaugural season, he helped assemble a club that broke expansion records for wins (33), points (83) and winning percentage (.494). The Panthers also made it to the Stanley Cup Finals faster than any other post-1967 expansion team in NHL history, reaching the mark in 1995-96, their third year of existence. Mr. Torrey also led the search and was responsible for hiring current Panthers GM Dale Tallon in May, 2010.

Prior to taking the helm of the Panthers, Mr. Torrey spent 21 years with the New York Islanders, the first 20 as General Manager. He also handled the added roles of President (from 1980-89) and Chairman of the Board (1989-92). At the start of the 1992-93 season, Mr. Torrey stepped down from his position as chairman, passed on his role as general manager to Don Maloney, and remained with the team as a consultant until joining the Panthers in April, 1993.

Mr. Torrey began his NHL career in 1967 as Executive Vice President of the expansion Oakland Seals. He then joined the expansion Islanders as General Manager in 1972, becoming the first person hired by the organization.

Mr. Torrey was born on June 23, 1934 in Montreal, Quebec. A business and psychology graduate of St. Lawrence University, he received the Lester Patrick Award for outstanding service to the hockey community in 1983.

A resident of West Palm Beach, FL, Mr. Torrey has four sons, William Jr. (3/29/57), Richard (6/29/59), Peter (7/26/60) and Arthur (2/3/70).



PETER DeBOER

Head Coach

Peter DeBoer enters his third season as the head coach of the Florida Panthers after being named to the position on June 13, 2008. He has compiled a 73-67-24 record in his first two seasons, and guided the Panthers to their second best mark in franchise history (41-30-11) in his first year behind the bench.

Prior to joining the Panthers, DeBoer spent seven years as the head coach of the Kitchener Rangers of the Ontario Hockey League, earning 297 wins with a .676 winning percentage and guiding Kitchener to the 2003 Memorial Cup.

The Dunnville, Ontario native amassed 539 OHL wins while coaching the Detroit Whalers (1995-97), Plymouth Whalers (1997-2001) and Kitchener (2001-08), earning OHL Coach of the Year honors in 1999 and 2000. DeBoer was also named the 2000 Canadian Hockey League Coach of the Year. In 2007 DeBoer earned his 500th OHL win, one of only six OHL coaches to reach the milestone.

On the international level, DeBoer served as an assistant coach for Team Canada at the 2010 IIHF World Championships in Germany. He was also a member of the coaching staff on Team Canada's 2005 gold medal-winning junior team and served as an assistant coach at the 1998 World Junior Championships. Additionally, he was part of the coaching staff for the 2007 Canada-Russia Super Series.

DeBoer, a 12th round selection of the Toronto Maple Leafs in 1988, played two seasons professionally with the Milwaukee Admirals (IHL). He holds a law degree from the University of Windsor/University of Detroit.

Peter and his wife, Susan, have one daughter, Abigail, and two sons, Jack and Matthew.

Peter DeBoer's Head Coaching Record

SEASON	TEAM	LEAGUE	GC	W	L	T	OTL	PCT.
1995-96	Detroit	OHL	66	40	22	4	0	.636
1996-97	Detroit	OHL	66	26	34	6	0	.439
1997-98	Plymouth	OHL	66	37	19	7	3	.636
1998-99	Plymouth	OHL	68	51	11	4	2	.794
1999-00	Plymouth	OHL	68	45	18	4	1	.699
2000-01	Plymouth	OHL	68	43	15	5	5	.706
2001-02	Kitchener	OHL	68	35	22	10	1	.596
2002-03	Kitchener	OHL	68	46	14	5	3	.735
2003-04	Kitchener	OHL	68	34	26	6	2	.559
2004-05	Kitchener	OHL	68	35	20	9	4	.610
2005-06	Kitchener	OHL	68	47	19	0	2	.706
2006-07	Kitchener	OHL	68	47	17	0	4	.721
2007-08	Kitchener	OHL	68	53	11	0	4	.809
2008-09	Florida	NHL	82	41	30	-	11	.567
2009-10	Florida	NHL	82	32	37	-	13	.470
	OHL Totals		878	539	248	60	31	.665
	NHL Totals		164	73	67	-	24	.518

JIM HULTON

Assistant Coach

Jim Hulton enters his third season as an assistant coach of the Florida Panthers after being named to the position in July, 2008.

Hulton joined the Panthers after spending the 2007-08 season as the Co-Coach/Assistant General Manager for the Mississauga St. Michael's Majors of the Ontario Hockey League. He was an Assistant Coach alongside current Panthers bench boss DeBoer when Team Canada won the 2005 World Junior Championship.

The Kingston, Ontario native has previously been the head coach for three teams in the OHL – Mississauga Ice Dogs from 1998-2000, Belleville Bulls from 2000-2003 and Kingston Frontenacs from 2003-2006. Hulton also was the head coach for the Royal Military College for the 2006-07 season.

Hulton is also very experienced at the international level. He was the Assistant Coach for the 2002 Canadian National U-18 team, the Head Coach for the 2003 Canadian National U-18 squad as well as the Assistant Coach for the Canadian National Junior Team in 2004 before winning the Gold Medal as an assistant with the 2005 Canadian National Junior Team.

After playing two seasons of junior hockey as a member of the Kitchener Rangers (OHL) from 1986-88, Hulton went on to play for four seasons at York University where he also earned a Bachelor of Arts degree in Sociology.

Jim and his wife Kristina, reside in Parkland, with their sons Jimmy and Lucas.



GORD MURPHY

Assistant Coach

Gord Murphy enters his first year as an assistant coach of the Florida Panthers after being named to the position on July 6, 2010.

Murphy, 43, joins the Panthers coaching staff after spending the previous seven years as an assistant coach with the Columbus Blue Jackets.

A 1988 draft pick of the Philadelphia Flyers, was selected by Florida in the 1993 expansion draft. He played in 410 games over six seasons with the Panthers scoring 42 goals with 100 assists and 238 PIM. He was a teammate with Skrudland on the 1996 Panthers squad that advanced to the Stanley Cup Finals.

For his career in the NHL, the Willowdale, Ontario native played in 862 NHL games for Philadelphia (1988-92), Boston (1991-93 & 2001-02), Florida (1993-99) and Atlanta (1999-2001) registering 323 points (85-238-323) and 668 PIM.





ROBB TALLAS

Goaltending Coach

Robb Tallas enters his second season with the organization and first season as the club's goaltending coach.

Throughout his 13-year playing career, Tallas appeared in 99 career National Hockey League games with the Boston Bruins (1995-2000) and Chicago Blackhawks (2000-01).

The Edmonton, Alberta native also serves as a hockey instructor at the Florida Panthers official practice facility, Saveology.com Iceplex and has previously worked with several NHL goalies. He also has participated as an instructor at the Panthers goaltending schools, while conducting one-on-one goaltending classes with aspiring goaltenders. Additionally, he serves as an active member of the Florida Panthers Alumni Association.



CRAIG SLAUNWHITE

Strength & Conditioning Coach

Craig Slaunwhite enters his second season as the club's strength and conditioning coach.

Slaunwhite joined the Panthers organization after serving as a personal trainer in Toronto, Ontario for elite athletes participating in various sports. He has worked extensively with both National Hockey League and American Hockey League players, creating specialized strength and conditioning programs.

Additionally, he completed two internships prior to graduating from Canadian Memorial Chiropractic College (CMCC), working at the CMCC school clinic, as well as the Sherbourne Health Center. Slaunwhite also served as the on-field medical trainer and strength and conditioning coach for the Ontario Soccer Association.

Most recently, Slaunwhite completed a Doctorate in Chiropractics from the Canadian Memorial Chiropractic College in June 2009 and also earned a Bachelor of Science in Kinesiology from Dalhousie University in 2003.



JAMIE PRINGLE

Video Coach

Jamie Pringle enters third season as the team's video coach after being named to the position in July, 2008.

Pringle joined the Panthers after spending the past two seasons as the Manager of National Team Video for Hockey Canada. While with Hockey Canada, Pringle won a Gold Medal at the 2007 World Championship and both the 2007 and 2008 World Junior Championships.

Prior to working with Hockey Canada, Pringle spent time as an assistant coach with Belleville (OHL) from 1999-2003 and with Kingston (OHL) from 2004-06. Pringle graduated from Canadore College in North Bay, Ontario with a degree in television broadcasting.

Jamie and his wife Karen have a son Brendan and reside in Margate.

MICHAEL DIXON

Manager, Team Services

Michael Dixon enters his fourth season as the club's manager of team services.

His responsibilities include traveling with the club and scheduling all team travel such as air and bus transportation, hotels, meals and practice ice. He also is responsible for planning and scheduling the annual rookie camp tournament, training camp, and also assists visiting teams with their travel and practice needs.

Prior to joining the Panthers, Dixon worked in the financial services industry in Canada for three years. A native of Stoney Creek, Ontario in Canada, Dixon graduated in April 2007 with his MBA in Sport Management at Florida Atlantic University. He also holds a Bachelor of Commerce degree from McMaster University, and has a Canadian Investment Manager certification from the Canadian Securities Institute.

Mike resides in Fort Lauderdale.



GISELLE SEOANE

Executive Assistant to General Manager

Giselle Seoane enters her sixth season as the club's hockey operations executive assistant. As executive assistant, her duties include assisting the general manager with the execution of player contracts and player trades, providing administrative support for the daily tasks of the hockey operations department and coordinating the club's participation in the NHL's annual Entry Draft. She also provides support to the scouting staff and oversees the players' wives and family room during home games.

Seoane joined the Club in February of 1999 and has held positions within several departments, including communications, suite sales and service and building operations.

A Florida native, Giselle resides in Coral Springs, Florida.





BRIAN SKRUDLAND

Director of Player Development

Brian Skrudland enters his first year as the team's Director of Player Development.

Skrudland, served as the Florida Panthers first team captain, appearing in 256 games (1993-97) with the club scoring 32 goals with 67 assists and 401 PIM. He guided the club to the 1996 Eastern Conference Championship and the Stanley Cup Finals. Skrudland was also a finalist for the Selke Trophy in 1994.

Throughout his 16-year NHL playing career, Skrudland played in 881 career NHL contests for Montreal (1985-93), Calgary (1992-93), Florida (1993-97), NY Rangers (1997-98) and Dallas (1997-2000) registering 343 points (124-219-343) and 1,107 PIM. He earned Stanley Cups with the Montreal Canadiens (1986) and Dallas Stars (1999). The Peace River, Alberta native retired at the age of 36 after helping Dallas reach the 2000 Stanley Cup Finals. After his retirement, Skrudland returned to the Flames organization as an assistant coach for three seasons (2000-03).



PETER MAHOVLICH

Professional Scout

Peter Mahovlich enters his first season with the Panthers as a professional scout.

Mahovlich, enjoyed a 16-year NHL career which spanned from 1965-81 and includes stints with the Detroit Red Wings, Pittsburgh Penguins, and Montreal Canadiens, with whom he won four Stanley Cup titles. For his career, Mahovlich notched 773 points (288 goals, 485 assists) in 884 games and played in 88

Stanley Cup playoff games.

Following his retirement as a player, Mahovlich has served as a scout for the Edmonton Oilers, Tampa Bay Lightning, and Atlanta Thrashers. The Timmins, Ontario native is also a member of the Canadian Sports Hall of Fame.



AL TUER

Professional Scout

Al Tuer enters his first season with the Panthers as a professional scout.

Drafted by the Los Angeles Kings in the ninth round (186th overall) in the 1981 NHL Entry Draft, Tuer, played ten seasons as a pro, registering 2,464 PIM in 630 games played.

Following his career as a player, Tuer served as the Head Coach and General Manager of the Moose Jaw Warriors (WHL) before taking an amateur scouting position with the NHL's Central Scouting Bureau. From 2001-2010, Tuer served as an amateur scout with the Calgary Flames.

SCOTT LUCE

Director of Scouting

Scott Luce enters his ninth season with the Panthers after joining the club's scouting staff on July 11, 2002. Luce has been responsible for the Panthers drafting notable players such as David Booth, Michael Frolik, Dmitry Kulikov and Erik Gudbranson.

Prior to joining the Panthers, Luce spent three years in Tampa Bay working as a full-time scout based out of Ontario. Before joining the Lightning, Luce worked in Ottawa during the 1998-99 season as a part-time scout in the Minnesota region. Prior to joining the Senators, the London, Ontario native spent five years as vice president of sales for Branches Hockey Sticks. The son of Philadelphia Flyers Director of Player Development Don Luce, Scott graduated from the University of Guelph (Ontario) in 1992 with a degree in history.

Raised in Buffalo, New York, Luce played collegiate hockey at Colgate University and junior hockey with the Guelph Platers.

Scott and his wife, Ann Marie, have two sons, Harrison and Griffin. The family resides in St. Thomas, Ontario.



ERIN GINNELL

Amateur Scout

Erin Ginnell enters his eighth season as an amateur scout for Florida. Prior to working with the Panthers, he spent one year as a scout with the Colorado Avalanche and two seasons as a scout with the Columbus Blue Jackets. The Flin Fon, Manitoba native served as a player/coach for the Powell River Regals from 1998-2000, where he won two Allen Cups, before joining the Columbus staff.

As a collegiate player, Ginnell became the all-time scoring leader in the Alberta Collegiate Athletic Conference during his three years with Red Deer College, winning a national championship in 1994. He was a fourth-round selection of the Washington Capitals in the 1996 NHL Entry Draft.

Erin and his wife, Jay, have one son, Bradley. The family resides in Calgary, Alberta.



PAUL GALLAGHER

Amateur Scout

Paul Gallagher enters his fifth season with the Panthers as an amateur scout. Prior to working with Florida, he spent three years scouting for the St. Louis Blues. Gallagher also spent three years scouting for Powerplay International as well as spent three seasons as the advance scout for the Rochester Americans (AHL).

Paul and his wife Carol make their home in Cole Harbour, Nova Scotia and have three children Jacqueline, Brittany and Blake.





MIKE YANDLE

Amateur Scout

Mike Yandle enters his fifth season with the Panthers as an amateur scout. Before joining the Panthers, he spent four years as a scout with the Moncton Wildcats (QMJHL). Yandle also served as a coach for the Boston Jr. Bruins (EJHL) for five seasons (2001-06).

Mike resides in Boston, Massachusetts and has one daughter, Maggie.



FRED BANDEL

Amateur Scout

Fred Bandel enters his fourth season as an amateur scout for the Panthers. He re-joined the Panthers scouting staff last season, after spending the previous three seasons on the scouting staff for the Toronto Maple Leafs. He has also served as a part-time scout with Florida (2003-04) and worked for the Montreal Canadiens for nine years.

The Montreal, Quebec native owns more than 25 years of coaching experience at the elite and junior level in both Montreal and Minneapolis.

Fred resides in Minnetonka, Minnesota.



JARI KEKALAINEN

European Scout

Jari Kekalainen enters his ninth season with the Panthers as the club's European scout.

As a player, Kekalainen skated with Kuopio in the Finnish Junior League from 1988-91 and then played one year for Tampere. The Kekalainen family is well respected around the National Hockey League. Kekalainen has two brothers working in the NHL, Jarmo and Janne.


Jari resides in Helsinki, Finland.

LUKE WILLIAMS

Amateur Scout

Luke Williams enters his eighth season with Panthers as an amateur scout. He previously served as the head scout for the Sault Ste. Marie Greyhounds (OHL), (while also serving a scout for Bellville (OHL) and London (OHL)). Williams has also worked in the NHL for the NY Rangers and Tampa Bay Lightning.

Luke and his wife Lucy make their home in London, Ontario and have three children Sandra, Jeff and John.



CRAIG DEMETRICK

Amateur Scout

Craig Demetrick enters his fourth season with the Panthers as an amateur scout. Prior to joining the Panthers, he spent four seasons serving as a scout for the Calgary Flames. Demetrick has also worked for NHL Central Scouting Service (1998-2003), as well as serving as a scout for the Lethbridge (WHL).

Craig resides in Veron, British Columbia with his wife Sherry and twins Amy and Adian.



KENT NILSSON

International Pro Scout

Kent Nilsson enters his first season with the Panthers as an international pro scout.

Nilsson, had a professional hockey career that spanned from 1973-1998. During his 9-year NHL career, Nilsson played in 553 games, registering 686 points (264 goals, 422 assists). A two-time NHL All-Star in 1980 and 1981, Nilsson was also a member of the 1986-87 Edmonton Oilers who won the Stanley Cup. The husband of LPGA golfer Helen Alfredsson, Nilsson was inducted into the International Ice Hockey Federation's (IIHF) Hall of Fame in 1996.

Most recently, he served as a scout with the Edmonton Oilers.



VADIM PODREZOV

European Scout

Vadim Podrezov rejoins the Panthers for his eighth year as a European scout. He joined the Panthers in 2000, after retiring from an 18-year hockey career, where he won a Colonial Cup Championship with Muskegon (UHL) in 1999.

Podrezov and his wife Natalia make their home in Odintsovo, Russia and have two children Daria and Demeed.





DAVE ZENOBI

Head Athletic Trainer

Dave Zenobi enters his fifth season with the Florida Panthers, after joining the team in October 2006. He joined the team as assistant athletic trainer, but assumed the head athletic training duties mid-way through the 2007-08 season.

Before joining the Panthers, Zenobi spent five years as the head athletic trainer with the San Jose Sharks AHL affiliate, the Cleveland Barons. Prior to the Barons, Zenobi got his start in hockey by spending seven seasons as the head athletic trainer for the Cleveland Lumberjacks of the IHL.

Zenobi graduated in 1990 from Mount Union College in Alliance, Ohio where he played football for the most successful NCAA Division-III football program. He graduated from the University of Massachusetts in 1992 with a Masters degree in Exercise Science. Zenobi began his professional career by spending two years at the Cleveland Clinic working in the Physical Therapy Department.

Dave and his wife Dawn live in Parkland with their two sons Domenic and Joey.



STEVE DISCHIAVI

Assistant Athletic Trainer & Physical Therapist

Steve Dischiavi enters his sixth season as the Florida Panthers physical therapist. He has a Florida license in athletic training and will also serve this year as the team's assistant athletic trainer.

Dischiavi earned his Masters of Professional Study in Physical Therapy at the Health Science Center at Syracuse. Dischiavi has also received his certification in Manual Physical Therapy from the Ola Grimsby Institute, which is a Norwegian based philosophy. Fulfilling his passion to teach, Dischiavi finds time to serve as an adjunct instructor at Nova SouthEastern University in the Physical Therapy program.

Steve resides in Fort Lauderdale.

CHRIS SCOPPETTO

Head Equipment Manager

Chris Scoppetto enters his third season at the club's head equipment manager.

Prior to joining the Panthers, Scoppetto spent three seasons with the Detroit Red Wings serving as the team's assistant equipment manager, earning a Stanley Cup ring with the Wings in 2008. The Hamden, CT native spent six seasons on the equipment staff of the Nashville Predators and two seasons with the Phoenix Coyotes.

Chris attended Arizona State University and graduated with a degree in exercise science. He and his wife, Trekka, reside in Fort Lauderdale.



CHRIS MOODY

Equipment Manager

Chris Moody enters his sixth season as the club's equipment manager.

He began his career with the Colorado Avalanche in 1997, serving as the Avalanche's assistant equipment manager for three years. Moody joined the Nashville Predators in 1999 where he spent four seasons working in a similar role. Moody has been a member of the Athletic Equipment Managers Association (AEMA) since 2003.

For the last two years, Moody has played an important role in organizing and participating in 24 hours of hockey, a charitable event that benefits the Children's Hospital in Denver, CO. For more information on the event visit www.24hoursofhockey.com.

Moody is originally from Winnipeg, Canada, but moved to Denver where he spends time during the offseason. Chris resides in Coral Springs.



JASON MACDONALD

Assistant Equipment Manager

Jason MacDonald enters his second season as the club's assistant equipment manager.

MacDonald, joins the Panthers after spending the last three seasons as the head equipment manager of the ECHL's Florida Everblades. Prior to his three seasons spent in Southwest Florida, MacDonald worked in the Central Hockey League with the Fort Worth Brahmas during the 2005-06 campaign.

From 2001-05, Jason worked as an assistant equipment manager for the Chicago Wolves of the American Hockey League.





JOHN URIBE, M.D. – MEDICAL DIRECTOR

Orthopaedic Surgeon – UHZ Sports Medicine Institute

Dr. John Uribe is an Orthopaedic surgeon in Coral Gables, Florida. He received his medical degree from the University of North Carolina at Chapel Hill. He completed his residency in Orthopaedic surgery at the University of Miami and subsequently a Sports Medicine fellowship at the Hughston Clinic.

He came to Miami from the U.S. Army where he served as Lt. Colonel and Chief of Orthopaedic Surgery at Tripler Army Medical Center. Dr. Uribe is a professor and Chairman of Orthopaedic Surgery at Florida International University School of Medicine and a team physician for the University of Miami Hurricanes, as well as a member of the UHZ Sports Medicine Institute. In addition to the University of Miami Hurricanes, Dr. Uribe has been the team physician for the Miami Dolphins and the Florida Marlins. He is a member of multiple professional organizations and societies. He is well published and lectures extensively throughout the U.S. and abroad. For more information visit www.uhzsmi.com



JOHN E. ZVIJAC, M.D.

Orthopaedic Surgeon – UHZ Sports Medicine Institute

Dr. John Zvijac is an orthopaedic surgeon at Doctors Hospital in Coral Gables, Florida specializing in Sports Medicine and Arthroscopic Surgery of the shoulder, elbow and knee. Dr. Zvijac is a professor at the University of Miami, Department of Exercise Science and Sports Medicine as well as an adjunct professor in Exercise and Sports Science at Florida International University. In addition, he is a Clinical Associate Professor at the University of Miami, Department of Orthopaedics and Rehabilitation.

Dr. Zvijac enters his 12th season as the Tampa Bay Buccaneers NFL head team orthopaedic surgeon and is a team physician for the University of Miami, Florida International University and the Florida Panthers. Additionally, he provides medical care for all Miami-Dade County Public High Schools.

Dr. Zvijac is a founding partner of the UHZ Sports Medicine Institute. He is the Chief of Surgery and Chief of Staff at Doctors Hospital. He is a member of multiple professional organizations and societies and is presently the Delegate for the State of Florida for the American Orthopaedic Society for Sports Medicine. Dr. Zvijac has written numerous publications and book chapters. He has lectured on a variety of sports medicine topics worldwide. He is board certified by the American Board of Orthopaedic Surgery and additionally has a subspecialty board certification in Sports Medicine.



KEITH S. HECHTMAN, M.D.

Orthopaedic Surgeon – UHZ Sports Medicine Institute

Dr. Keith Hechtman is a founding partner of UHZ Sports Medicine Institute and is board certified in both Orthopaedic Surgery and Sports Medicine. He practices at Doctors Hospital in Coral Gables, Florida. Additionally, Dr. Hechtman is an Associate Professor at the University of Miami, Department of Orthopedics, voluntary clinical associate professor U of Miami as well as a Clinical Adjunct associate Professor at the University of Miami, Department of Exercise Physiology & Sports Medicine and Professor in Orthopedics of Florida International University School of Medicine. Dr. Hechtman is the head team physician for Florida International University, and the Florida Panthers Hockey Team. He has served as Medical Director for Dade County High Schools for more than 20 years. Dr. Hechtman is a contributing author for SOBE Fit, a health and fitness magazine. Also, he served as a physician for the 1996 Olympics and served in Desert Storm as orthopedic surgeon receiving army commendation medals. He is well recognized for his numerous publications and presentations in particular treatment of elbow injuries in the throwing athlete, as well as ligament injuries to the knee.



HOWARD BUSH, M.D., F.A.C.C.

Internist

Howard Bush has worked with the Florida Panthers since their inception in 1993 where he attended the first training camp under the direction of Coach Roger Neilson. He is the Chairman of the Department of Cardiology for the Cleveland Clinic Florida. Cleveland Clinic in Florida is a multi-specialty, academic medical center that integrates clinical and hospital care with research and education. Cleveland Clinic in Florida has over 150 physicians with expertise in 35 specialties. Dr. Bush has been with the group since 1992 and his clinical interests include invasive and interventional cardiology, risk factor management, and coronary artery disease.

Dr. Bush is Board Certified in Cardiovascular Diseases, Internal Medicine, and Interventional Cardiology. He and his wife Eva, D.D.S., have three children Aaron, Leah, and Elana.



DAVID N. WESTERDAHL, M.D

Internist

David N. Wester Dahl, MD, is a Staff physician for the Department of Orthopedics at Cleveland Clinic Florida. Dr. Wester Dahl completed his Doctor of Medicine Degree at Loma Linda University in 2000. After completing his residency in Family Medicine at Florida Hospital in Orlando, he served a Primary Care Sports Medicine fellowship in the Department of Orthopedic Surgery at Cleveland Clinic's main campus in Cleveland, Ohio. With a background in primary care and sports medicine, Dr. Wester Dahl manages a wide range of non-operative orthopedic and sports medicine injuries. He is the Director for Sports Medicine at Florida Atlantic University, and serves as Director Sports Medicine for The USTA Player Development Center in Boca Raton, Florida. His specialty interests include sports injuries, medical orthopedics, exercise related medical disorders, musculoskeletal ultrasound, nutritional supplements and wilderness medicine. Dr. Wester Dahl is a diplomate of the American Board of Family Practice with a Certificate of Added Qualification in Sports Medicine. His memberships in various medical organizations and societies include the American College of Sports Medicine, American Academy of Family Practice, the American Medical Society for Sports Medicine, and the Florida Academy of Family Practice. Dr Wester Dahl and his wife, Marina, have two children; Giselle (7) and Ethan (5).



MARTIN ROBINS, D.D.S.

Dentist

Martin Robins, D.D.S., has been the official team dentist of the Panthers since the clubs inception in 1993. He has operated a private dental practice in Coral Springs for more than 20 years, and recently opened up a new office in Boca Raton. A graduate of the N.Y.U. School of Dentistry, Dr. Robins earned his undergraduate degree at Union College in Schenectady, NY, in 1971. After earning his degree in dentistry, he went on to complete a General Practice Dental Residency at Booth Memorial Medical Center in New York. He is a charter member and past president of the NHL Team Dentist Association.



NICHOLAS RUGGIERO, D.C.

Chiropractor

Nicholas Ruggiero, D.C., enters his eighth season as the Panthers' official chiropractor. He began his education at the University of Miami and completed his B.S. in human biology and doctorate in chiropractic medicine at Cleveland Chiropractic College in Los Angeles in 1988, graduating Magna Cum Laude. In 1998, he was certified in physical therapy by the National Board of Chiropractic Examiners. Dr. Ruggiero received certification in manipulation under anesthesia in 1992 and he is also certified in Active Release Technique in full spine and upper extremity and lower extremity. For more information visit www.drnicholasruggiero.com



LEE MANDEL, M.D., F.A.C.S.

Sinus and Allergy Specialist, Facial Reconstructive Surgeon, Professional Voice Specialist, South Florida Sinus and Allergy Center

Lee M. Mandel, M.D., F.A.C.S. returns this season for his sixth year as the Panther's Official Sinus and Allergy Specialist and Facial Reconstructive Surgeon (treating the team's facial injuries), as well as the Official Voice Specialist for the BankAtlantic Center. Dr. Mandel completed his training in Sinus and Allergy, Care of the Professional Voice and Facial Plastic Surgery at the prestigious Mount Sinai Medical Center in New York City. Dr. Mandel went on to a coveted Facial Plastic and Reconstructive Surgery fellowship, becoming board certified in Otolaryngology-Head and Neck Surgery and Facial Plastic and Reconstructive Surgery. He founded the South Florida Sinus and Allergy Center, which has set standards for the care of patients with sinus and allergy disorders. Dr. Mandel brought the breakthrough, minimally invasive sinus procedure, Balloon Sinuplasty to the state of Florida, establishing himself as the most experienced Balloon Sinus Surgeon in Florida, adding further to his expertise in Facial Plastic Surgery and care of the Professional Voice. For more information visit www.SFSAC.com.



PAUL TARTELL, M.D., F.A.C.S.

Sinus and Allergy Specialist, Facial Reconstructive Surgeon, Professional Voice Specialist South Florida Sinus and Allergy Center

Paul Tartell, M.D., FACS received his medical degree from Washington University. After completing his residency at UCLA, he accepted a faculty position as Assistant Professor of Otolaryngology-Head and Neck Surgery at the Tufts University School of Medicine, where he was the Director of Head and Neck Surgery, Facial Plastic and Reconstructive Surgery, as well as Co-Director of Pediatric Otolaryngology. Dr. Tartell is a Diplomate of both the American Board of Otolaryngology and the American Board of Facial Plastic Surgery and Reconstructive Surgery. He has authored numerous peer reviewed professional publications, and, has been an invited speaker at national and international medical symposiums. Dr. Tartell is a Fellow of the American College of Surgeons, in addition to fellowship in numerous other professional specialty societies. He co-founded Head and Neck Surgery Associates of South Florida, and, South Florida and Allergy Center, where state-of-the-art care in all aspects of Otolaryngology and Head and Neck Surgery is provided. For more information visit www.SFSAC.com.



CORY LESSNER, M.D.

Laser Vision Specialist – Millennium Laser Eye Centers

With over 20,000 successful corneal refractive surgeries to his credit, Dr. Lessner is considered one of the most skilled surgeons in his discipline. From the time he earned his doctorate in medicine at Hahnemann University in Philadelphia in 1987 to his highly respected practice today, Dr. Lessner has gained the trust of his patients and the admiration of his peers. To this day, he is personally involved with every procedure at Millennium Laser Eye Centers.

His credentials include Board Certification from the American Board of Ophthalmology, member in good standing of the American Medical Association and the American Society of Cataract and Refractive Surgery, as well as numerous industry awards and honors. Dr. Lessner prides himself on staying ahead of the curve on the newest procedures and latest equipment available in the industry. He has also pioneered novel surgical refinement techniques for the improvement of the LASIK Procedure and has shared them with his colleagues throughout the U.S. and Canada. It is this commitment to forward thinking that has propelled Dr. Lessner to become the official surgeon to all South Florida professional sport teams: the Miami Dolphins, Florida Panthers, Florida Marlins and Miami Heat, as well as having gained the trust and confidence of many well known people in the business and entertainment industries. Dr. Lessner's goal is to continue to provide an unmatched level of professionalism, medical care and service to every patient he sees. For more information, visit up at www.mleye.com



GREGORY ALBERT, M.D.

Plastic Surgeon

Dr. Gregory Albert enters his seventh season as the Panther's official plastic surgeon, taking care of all their Plastic needs. He is a board certified Plastic Surgeon who specializes in minimally invasive cosmetic surgery. Dr. Albert is a pioneer in Endoscopic facial surgery presenting his techniques at the national Plastic Surgery meetings. He is also one of the leading injectors of facial fillers such as, Botox®, Restylane®, Radiesse®, Juvederm®, and ArteFill®. He is a member of the American Society of Plastic Surgery and a diplomate of the American Board of Plastic Surgery. You may have seen Dr. Albert featured on ABC, CBS, or NBC news for his innovative techniques in the plastic surgery field. To learn more about options in Plastic Surgery you may visit Dr. Albert's website at www.drgregoryalbert.com



TONY WILLCOX, D.O.M.

Acupuncturist

Tony Willcox, D.O.M. is a Doctor of Oriental Medicine and is Nationally Double Board Certified in Acupuncture & Chinese Herbal Medicine. He has a private practice in Deerfield Beach, Florida. Tony practices painless, gentle Acupuncture and also uses Cold Laser Therapy. While treating the sports injuries of the NHL Panthers he also treats; insomnia, anxiety, depression, pain, migraines, headaches, infertility, arthritis, planter fasciitis and smoking cessation to name a few. Most insurance is accepted (upon approval) Dr. Willcox can be contacted at Ph: 561-843-4447 or visit one of the following sites. www.AcupunctureDeerfieldBeach.com or www.AcupunctureBocaRaton.com.



STEVEN GELBARD, M.D., P.A.

Neurological and Spine Surgeon BankAtlantic Center Medical Director

Dr Steven Gelbard is a Neurological Surgeon that has been practicing in South Florida since 1991. He graduated from Tufts University School of Medicine in Boston, Massachusetts, then did a surgical internship at New York University. He graduated from the University of Vermont Program in Neurosurgery, completed additional training in Neurosurgery and Neurology at Brown University affiliated programs, and further additional training at Harvard University affiliated programs. He specializes in surgery of the Brain and Spine, including but not limited to; Brain Tumors, surgery for relief of Neck and Back Pain, Minimally Invasive Spinal Surgery, including Laser Microdiscectomy, Endoscopic Discectomy, Lumbar and Cervical Laminectomy and/or Fusion, and peripheral nerve. He has been featured in the Sun Sentinels Vital Signs Medical Magazine for his minimally invasive spine procedures for neck and back pain. Dr. Gelbard has several United States Patents for medical inventions and has publications in Medical Journals, including Journal of Neurosurgery. Please visit website at www.neurosurgery.md.



FRANK CONIDI D.O., M.S.

Neurologist

Dr. Frank Conidi is a Neurologist specializing in the treatment of headache and facial pain. A graduate of Boston University School of Medicine and Southeastern University College of Medicine, Dr. Conidi has been practicing the past decade in Palm Beach and Treasure Coast areas recently expanding to Broward County. Dr. Conidi completed his internship at Tuft's University in Boston and his neurology residency at Boston University school of Medicine, with additional neurological training at Harvard affiliated Massachusetts General and Brigham and Womens hospitals. Currently, Dr. Conidi is an Assistant Clinical Professor of Neurology at Florida State University School of Medicine and the Director of the Florida Center for Headache and Neurology. Dr. Conidi also specializes in non-narcotic and interventional pain management, sleep medicine, fibromyalgia, Head Trauma, and the use of Botulinum Toxin (Botox). Dr. Conidi serves on the advisory board for a number of pharmaceutical companies, is a member of multiple neurological societies and actively directs and participates in clinical trials. Please call Dr. Conidi at 1-877-648-4762.



LARRY KAWA, D.D.S.

Orthodontist

Larry Kawa is a second generation orthodontist. He received his B.A. from Brooklyn College and his D.D.S. from New York University College of Dentistry. In addition, he completed 2-years of post-doctoral training at N.Y.U., where he received his certificate as an orthodontist specialist.

Dr. Kawa holds membership status in many professional organizations, including the American Dental Association, American Association of Orthodontics, Florida Dental Association, Southern Association of Orthodontics, Atlantic Coast Dental Society and Palm Beach County Dental Association. Dr. Kawa lives in Boca Raton with his wife Virginia Kawa and has two children, Michael and Niki. For more information visit www.braces1.com.



MARVIN STEIN, M.D., M.M.M., FACS

Urologist

South Florida Urology Consultants (SFUC) have been providing Board Certified, state of the art, top quality Urology and Urological Surgery to the South Florida community since 1978. They specialize in Men's Health Promotion, the diagnosis and treatment of the diseases of the Kidney, Bladder, Prostate and Testis, Male Infertility, No Scalper Vasectomy and Male Sexual Dysfunction. Their four locations are conveniently located in Lauderdale Lakes, Margate, Deerfield Beach, and West Boca. In addition, SFUC actively practice at a number of area hospitals including Plantation General, Westside Regional, Florida Medical Center, University Community, Coral Springs, Northwest Regional, North Broward and West Boca Medical Centers. SFUC President, Marvin Stein, MD, MMM, FACS is a highly trained, award winning Urological diagnostician and surgeon and is active in numerous community and medically oriented ventures. For more information visit www.southfloridaurologyconsultants.com



MICHELLE HANDEL-HERMAN DMD

Pediatric Dentist

Dr. Michelle Handel-Herman (a General Dentist Limited to Pediatric Dentistry), graduated from Temple University School of Dentistry in 1994 where she earned her DMD degree. She came to South Florida and worked in the West Palm Beach area for 2 years. She opened her first practice in Plantation, Florida and currently practices in her Boca Raton practice. As a Dentist for children, Dr. Michelle Handel-Herman is able to implement many methods to help children feel comfortable and at ease. These involve coaching, distraction and parent participation. Dr. Michelle Handel-Herman participates in and sponsors many neighborhood community and school events. She works closely with the day-care centers and schools in the area. Dr. Michelle Handel-Herman lives in Delray Beach with her husband and four sons and works in both Boca Raton and her Wellington offices, where the culmination of all her experiences as a Children's Dentist has allowed her to create a dental environment that is filled with comfort and fun. She is currently a member of the American Dental Association, Florida Dental Association, Atlantic Coast District Dental Association and the Academy of Laser Dentistry. Visit the Children's Dental Place at www.thechildrensdentalplace.com



JOSEPH L. HERMAN DDS

Pediatric Dentist

Dr. Joseph L. Herman who is also a General Dentist who is limited to Pediatric Dentistry, received his BA degree from the University of Miami in 1985 and is a graduate from Case Western Reserve University School of Dental medicine in 1990. He has many hours of continuing education and has been treating patients of all ages since 1990. Dr. Herman comes from a family of dentists. His father was a Dentist and has two brothers whom both practice in Palm Beach County. Many years ago, he joined the Children's Dental Place with his wife and has been treating children as well. "I love practicing Dentistry with children. It is a very enjoyable and rewarding experience." Visit the Children's Dental Place at www.thechildrensdentalplace.com.



BROWARD HEALTH

Medical Team Partner

The Official Trauma and Emergency Care Providers

Broward Health, providing service for more than 50 years, is a nationally recognized system offering world class health care services to our neighbors in South Florida. One of the 10 largest public health systems in the nation, Broward Health includes Broward General Medical Center, North Broward Medical Center, Imperial Point Medical Center, Coral Springs Medical Center, Chris Evert Children's Hospital, Broward Health Weston and more than 30 facilities of the Community Health Services and Broward Health Physician Group. For more information visit www.browardhealth.org



DOCTORS HOSPITAL

Sports Medicine Provider

Since 1949, Doctors Hospital has been serving the people of Coral Gables. Its name comes from the founding physicians who saw a need for a first-class healthcare center. The 281-bed facility has a tradition of excellence, with an outstanding reputation for its services in orthopedics, general surgery, neurosurgery, gynecology, gynecologic oncology, emergency and general medical care. Doctors Hospital's Center for Orthopedics and Sports Medicine serves professional and amateur athletes from around the world. Doctors Hospital has been a leader in neurological care, serving thousands of patients from the United States and abroad. In 1993, the hospital developed Florida's first Gamma Knife program, treating brain conditions without surgery.



SELECT PHYSICAL THERAPY

Rehabilitation Specialists

Select Physical Therapy is a leading provider of physical and occupational therapy services. The organization consists of talented employees-both clinical and non-clinical- who have a strong reputation for clinical quality, effective outcomes and positive customer service. Their main goal is to be the provider of choice in the communities we serve through excellence in patient care. Select Physical Therapy is a new name that resulted from the purchase of the HealthSouth Outpatient Rehabilitation Division May 1, 2007 by Select Medical Corporation. For more information visit www.selectphysicaltherapy.com.



UNIVERSITY MRI & DIAGNOSTIC IMAGING CENTERS

Fred Steinberg, M.D., Suzanne LeBlang, M.D.

University MRI & Diagnostic Imaging Centers strives to provide the highest level of medical imaging services by incorporating cutting edge technology with a comfortable outpatient setting. Dr. Fred Steinberg M.D., Founder and Medical Director of University MRI & Diagnostic Imaging received his medical from the Honors program at Northwestern University. Previous professional medical experiences have included a residency in Diagnostic Radiology at the University of Chicago Hospital, and fellowships at Northwestern University and Harvard Medical School. Dr. Suzanne LeBlang M.D., Director of Focused Ultra Sound applications at University MRI, is a Board certified radiologist with credentials of added certifications in Neuroradiology. Dr. LeBlang received her Medical Degree from the University of Miami School of Medicine, and completed both her fellowship and residency at Jackson Memorial Hospital in Miami, Florida. For more information visit www.universitymri.com.



PARKCREEK SURGERY CENTER

Multi-Specialty Surgical Center

ParkCreek Surgery Center is a state-licensed, Medicare certified and AAAHC accredited, "state-of-the-art", same-day multi-specialty surgical center located at 6806 N. State Road 7, in the city of Coconut Creek (minutes from the Sawgrass Expressway). Primarily servicing surgeons and residents of Boca Raton, Coconut Creek, Coral Springs, Margate, Parkland and surrounding communities. ParkCreek is open weekdays from 6:00AM to Midnight and Saturdays 6:00AM to 2:30PM to accommodate the needs of its medical staff and patients. Attending surgeons include the specialties of Orthopedics, Invasive Pain Management, Podiatry, Cosmetic, Gastroenterology, Gynecology, Urology and General Surgery. ParkCreek is always looking to increase its medical staff with additional, high quality surgeons, who may also be given the opportunity to become members of the Partnership. Additional information at (954) 312-3500 and ask for either Saul Epstein or Richard Famiglietti, or log-on at www.ParkCreeksurgery.com.





PEDRO J. GONCALVES

Executive Vice President/Chief Marketing Officer

Pedro Goncalves joined Sunrise Sports & Entertainment on August 1, 2005 and was promoted to Executive Vice-President/Chief Marketing Officer in August, 2009.

In this current role, Goncalves oversees several business units for Sunrise Sports & Entertainment and the Florida Panthers including the club's marketing and corporate sales endeavors, as well as the organization's merchandising and branding opportunities.

Before joining Sunrise Sports & Entertainment, Goncalves spent two years as president of Energetics Marketing, a full service sales and marketing company based in Tampa, Florida. Goncalves also spent four years as vice president of corporate partnerships and broadcasting with the Tampa Bay Lightning as well as serving as the director of corporate partnerships for the Columbus Blue Jackets.

Goncalves resides in Parkland with his wife Francine and their daughters Emma and Isabella.



EVELYN G. LOPEZ

Executive Vice President/Chief Financial Officer

Evelyn Lopez has been with the Florida Panthers since their inception in 1993 and was promoted to her current role as Executive Vice-President/Chief Financial Officer in August, 2009.

Lopez is responsible for overseeing all the financial matters for the Florida Panthers and Sunrise Sports & Entertainment including finance, accounting, budgeting and other financial analysis to support the strategic operation of the organization. Since joining the organization she has held several positions within the finance department, including those of accounting manager and director of finance/controller.

Lopez and her husband Omar reside in Miramar with their children, Brandon, Natalie, Jennifer and Zachary.



CAROL A. DUNCANSON

Sr. Vice President, Human Resources

Sr. Vice-President, Human Resources Carol Duncanson is responsible for overseeing human resource policies, employment practices, organizational effectiveness, immigration, payroll, benefits and compensation. In addition, she also oversees the Florida Panthers Foundation.

Duncanson joined the organization in May, 2001 as the club's manager of human resources and payroll. She has had her professional certifications in human resources since 1999.

Duncanson resides in Cooper City with her husband Dave and their sons Ryan and Brett.

MATTHEW F. SACCO

Sr. Director, Communications

Matt Sacco enters his sixth season with Sunrise Sports & Entertainment after joining the organization in August, 2005. His responsibilities include public relations for SSE and all of its properties including the Florida Panthers and the BankAtlantic Center. He is also served as Editor in Chief of Panthers Insider.

Prior to joining SSE, Sacco spent two years as a journalist and author and had his work published in the New York Post, Boston Herald, Staten Island Advance, Inside Lacrosse Magazine and U.S. College Hockey Online.

A native of Staten Island, NY, Sacco was Editor in Chief of the Massachusetts Daily Collegian at the University of Massachusetts, where he graduated with a Bachelor's Degree in journalism and a minor in English. He currently resides in Ft. Lauderdale.



JUSTIN COPERTINO

Director, Communications

Justin Copertino enters his eighth season with Sunrise Sports & Entertainment after joining the organization on September 2, 2003. His responsibilities include serving as the primary liaison for the Florida Panthers and the local South Florida media, while also directing media relations activities at home and on the road and preparing daily hockey information.

Prior to joining the Panthers, he spent one year as the media relations manager with the San Antonio Rampage (AHL). Before working in San Antonio, Copertino spent two years with D.P. Fox Sports and Entertainment as the media relations coordinator for the Grand Rapids Griffins (AHL) and Grand Rapids Rampage (AFL).

A native of New Hyde Park, NY, Copertino graduated from Clemson University in May of 2000 with a Bachelor's degree in speech and communications. He resides in Pompano Beach.



GLENN ODEBRALSKI

Manager, Website & Social Media

Glenn Odebralski enters his fourth season with Sunrise Sports & Entertainment after joining the organization in July, 2007. His responsibilities include overseeing the Florida Panthers and BankAtlantic Center websites, updating those sites with new written, video, photo, and other content. He is also a producer for GrowTV.

Prior to joining SSE, Glenn worked in the website departments for the Buffalo Bills, Buffalo Sabres, and Buffalo Bandits. He has also spent time working for the Batavia Muckdogs.

A native of Corfu, NY, Glenn graduated from the State University of New York at Cortland with a Bachelor's Degrees in sport management and business economics. He currently resides in Sunrise.





RANDY MOLLER

Radio Play-By-Play

Vice President of Broadcasting & Alumni Association

Former Panthers defenseman Randy Moller enters his fourth season as the team's radio play-by-play broadcaster. Moller was voted as South Florida's best sports radio play-by-play broadcaster in an on-line poll conducted by the Miami Herald, due to his insightful and entertaining broadcasts.

Moller has been a member of the Cats' broadcast team for the last 13 years, serving in a variety of capacities, including as the club's radio analyst and television host, providing Panthers fans with enthusiastic and colorful broadcasts.

In addition to his on-air duties, Moller has been part of the team's front office staff since 2002, where he currently serves as the club's V. P. of Broadcasting & Panthers Alumni.

A native of Red Deer, Alberta, Moller, logged 13 seasons in the NHL with Florida, Quebec, the New York Rangers and Buffalo recording 45 goals, 180 assists and 1,692 penalty minutes in 815 games. Moller also serves as president of the Panthers Alumni Association.

He and his wife Cathy live in Boca Raton with their sons, Jonathan and Logan, and their daughter McKenna.



STEVE GOLDSTEIN

Television Play-by-Play

Steve Goldstein enters his fourth season as the team's play-by-play voice on FOX Sports Florida.

This past season, Goldstein worked for Westwood One radio as the play-by-play for USA Olympic hockey at 2010 Vancouver games. Prior to being named as the team's TV voice, he spent two years calling games as the club's radio play-by-play broadcaster. His resume also includes nine seasons as the host of the Panthers' pre- and post-game shows. In addition, he currently serves as the in-arena studio host providing intermission updates to the BankAtlantic Center crowd. He also serves as a radio host on 560 WQAM.

Goldstein has been a familiar voice on the South Florida radio airwaves since 1994. Some of his duties have included morning drive host on WQAM, radio host on Sports Talk 790 The Ticket, as well as the Miami Dolphins and Hurricanes pre and post game show host on WQAM.

The Brooklyn, New York native worked at CBS Radio and Television Network from 1991-94. He also served as the hockey radio host at the 1998 Olympics in Nagano, Japan and producer at the 1994 Lillehammer Winter Games in Norway. Goldstein also served as a reporter for WFAN radio and ESPN radio in New York, as well as co-hosting the "Pete Rose Show" in 1995 and 1996.

A graduate of Syracuse University in 1991, Goldstein holds a degree in broadcast journalism. He and his wife, Dana, reside in Weston with their two sons, Jake and Kyle.



BILL LINDSAY

Television Analyst

Bill Lindsay enters his second season as the team's television analyst on FOX Sports Florida, after spending the last two years serving as the club's radio color commentator.

Lindsay, a 14-year NHL veteran and member of the 1996 Panthers Eastern Conference Championship team, has played in more than 750 NHL contests for six different clubs scoring 83 goals with 141 assists. He appeared in 506 games (1993-99; 2001-02) with the Panthers recording 165 points (67-98-165).

Lindsay is best known for his spectacular Game 5 goal in the Eastern Conference quarterfinals versus Boston that broke a 3-3 tie and gave the Panthers their first playoff series victory. The Big Fork, Montana native completed his NHL career with Atlanta in 2004, before spending the last two seasons playing for the Cologne Sharks in the German League.

Lindsay and his wife Kari reside in Fort Lauderdale.



FS FLORIDA

2010-2011 THE PLAYERS








ALLEN vs. NHL:

Team	GP	G	A	PTS	PIM
Anaheim	9	0	2	2	10
Atlanta	20	2	4	6	34
Boston	16	0	5	5	27
Buffalo	14	0	0	0	10
Calgary	22	2	2	4	38
Carolina	22	1	5	6	24
Chicago	14	1	1	2	10
Colorado	22	3	1	4	24
Columbus	12	2	2	4	26
Dallas	14	0	1	1	21
Detroit	14	1	0	1	13
Edmonton	18	1	0	1	8
Florida	4	0	0	0	27
Los Angeles	12	0	2	2	17
Minnesota	18	2	2	4	17
Montreal	17	1	2	3	25
Nashville	14	0	0	0	18
New Jersey	14	0	1	1	15
NY Islanders	13	1	2	3	13
NY Rangers	13	0	2	2	8
Ottawa	15	0	0	0	27
Philadelphia	14	0	6	6	21
Phoenix	4	0	2	2	18
Pittsburgh	15	1	6	7	13
San Jose	11	2	1	3	10
St. Louis	13	0	3	3	4
Tampa Bay	21	3	6	9	25
Toronto	17	0	2	2	27
Vancouver	3	0	1	1	2
Washington	24	1	2	3	34

NHL TOTALS 447...24...63...87...556



BRYAN ALLEN

(BRI-ehn AL-ehn)

5

DEFENSE · Shoots Left · 6-5, 226 · Born 8/21/80 in Kingston, Ontario

AT A GLANCE: Allen was the Panthers' nominee for the 2010 Masterton Trophy, which is given to the NHL player who best exemplifies perseverance, sportsmanship and dedication.

HOW ACQUIRED: Traded from Vancouver to Florida on June 23, 2006 along with RW Todd Bertuzzi and G Alex Auld in exchange for G Roberto Luongo, D Lukas Krajicek and a sixth round draft selection in the 2006 NHL Entry Draft. Signed a five-year contract extension on June 13, 2007.

2009-10: Completed his ninth NHL season, fourth with Florida...Finished second on the team in blocked shots (135)...Third on the team in hits (120)... Led the Panthers in PIM (99)...Nominated South Florida's PWA candidate for the Masterton Trophy...Assisted on game-tying goal and tallied game-winner in overtime Mar. 13 at San Jose...Scored game-winner Jan. 16 vs. Tampa Bay...Played in his 400th career game Dec. 5 vs. Atlanta...Returned to the ice Oct. 2 at Chicago in Helsinki after missing 80 games during the 2008-09 season with a knee injury.

CAREER: 2008-09: Completed his eighth NHL season, third with Florida...Notched an assist Oct. 10 at Carolina... Placed on injured reserve (Knee, Oct. 24-Apr. 11). **2007-08:** Completed his seventh NHL season, second with Florida...Served as one of the team's Assistant Captains for the first time in his career...Scored a goal and an assist with a plus-three rating Mar. 6 vs. Pittsburgh...Notched two assists Feb. 9 at Boston...Recorded a plus-three rating in a 5-3 win Jan. 22 vs. Ottawa...Collected first multi-assist game of career, registering two Oct. 24 vs. Philadelphia...Played in his 300th career NHL game Oct. 6 vs. New Jersey. **2006-07:** Completed his sixth NHL season, first with Florida...Set NHL career-highs in assists (21) and points (25)...Was one of six Panthers to play in all 82 games (Bouwmeester, Gelinias, Horton, Jokinen, Salei)...Scored a goal and an assist Mar. 27 at Tampa Bay...Notched an assist Feb. 24 vs. Boston to extend point streak to four games...Extended scoring streak to three games with assist Oct. 25 at NY Rangers...Scored first goal as a Panther Oct. 23 vs. Atlanta...Recorded first point as a Panther with assist Oct. 11 vs. Carolina. **2005-06:** Completed his fifth NHL season with Vancouver...Played a career-high 77 games with the Canucks...Registered his seventh goal of season Apr. 12 vs. San Jose...Scored his sixth goal, a new single-season career-high Feb. 12 at Minnesota...Missed six games due to a knee injury, Oct. 27 - Nov. 5. **2004-05:** Played for Voskresensk of the Russian League...Registered three assists with 34 PIM in 19 games. **2003-04:** Finished the season with seven points and 94 PIM...Played in a career-high 74 games...Notched one assist, Jan. 9 at Anaheim...Scored the GTG, his first of the season, Nov. 20 vs. Chicago. **2002-03:** Finished the season with a career-high 48 games played, five goals, three assists, eight points and 73 PIM...Was a plus-eight for the season, and a plus or even player in 37 of 48 games played...Scored his first NHL goal in the season opener, Oct. 10 at Calgary. **2001-02:** Played 11 games with the Canucks, his first season in the NHL...In 68 games with Manitoba of the AHL, recorded 25 points (7-18-25) and 121 PIM. **2000-01:** Made his NHL debut, Feb. 26 at Minnesota...Played in two Canucks playoff games vs. Colorado...In 75 games with Kansas City of the IHL, recorded 25 points (5-20-25) and 99 PIM. **1999-00:** Made his professional hockey debut with the Syracuse Crunch of the AHL, dressing for nine regular season games and two playoff games. **NHL ENTRY DRAFT:** Vancouver Canucks' first choice (4th overall) in the 1998 NHL Entry Draft.

INTERNATIONAL: 1999: Competed for Team Canada in the World Junior Championship...Recorded one goal and two assists in seven games.

REGULAR SEASON													PLAYOFFS				
SEASON	TEAM	LEAGUE	GP	G	A	PTS	+/-	PIM	PPG	SHG	GWG	GP	G	A	PTS	PIM	
1996-97	Oshawa	OHL	60	2	4	6	-	76	-	-	-	18	1	3	4	26	
1997-98	Oshawa	OHL	48	6	13	19	-	126	-	-	-	5	0	5	5	18	
1998-99	Oshawa	OHL	37	7	15	22	-	77	-	-	-	15	0	3	3	26	
1999-00	Oshawa	OHL	3	0	2	2	-	12	-	-	-	3	0	0	0	13	
	Syracuse	AHL	9	1	1	2	-	11	-	-	-	2	0	0	0	2	
2000-01	Vancouver	NHL	6	0	0	0	0	0	0	0	0	2	0	0	0	2	
	Kansas City	IHL	75	5	20	5	-	99	-	-	-	-	-	-	-	-	
2001-02	Vancouver	NHL	11	0	0	0	1	6	0	0	0	-	-	-	-	-	
	Manitoba	AHL	68	7	18	25	-	121	-	-	-	5	0	1	1	8	
2002-03	Vancouver	NHL	48	5	3	8	8	73	0	0	1	1	0	0	0	2	
	Manitoba	AHL	7	0	1	1	-	4	-	-	-	-	-	-	-	-	
2003-04	Vancouver	NHL	74	2	5	7	-10	94	0	0	0	4	0	0	0	2	
2004-05	Voskresensk	Russia	19	0	3	3	-	34	-	-	-	-	-	-	-	-	
2005-06	Vancouver	NHL	77	7	10	17	4	115	1	0	0	-	-	-	-	-	
2006-07	Florida	NHL	82	4	21	25	7	112	0	0	0	-	-	-	-	-	
2007-08	Florida	NHL	73	2	14	16	5	67	0	0	0	-	-	-	-	-	
2008-09	Florida	NHL	2	0	1	1	2	0	0	0	0	-	-	-	-	-	
2009-10	Florida	NHL	74	4	9	13	-8	99	0	1	2	-	-	-	-	-	
	FLORIDA TOTALS		231	10	45	55	6	278	0	1	2	-	-	-	-	-	
	NHL TOTALS		447	24	63	87	9	556	1	1	3	7	0	0	0	6	

First NHL Game: 2/26/01 at Minnesota
First NHL Goal: 10/10/02 at Calgary
First NHL Assist/Point: 12/15/02 vs. Calgary
Most Goals, Game: 1, (10 times) MR: 3/13/10 at San Jose

Most Assists, Game: 2, (2 times) MR: 2/9/08 at Boston
Most Points, Game: 2, (5 times) MR: 3/6/08 vs. Pittsburgh
Most Penalty Minutes, Game: 19, 11/3/02 vs. Florida

MILESTONES



BERNIER vs. NHL:

Team	GP	G	A	PTS	PIM
Anaheim	22	8	3	11	4
Atlanta	3	0	1	3	0
Boston	4	0	0	0	0
Buffalo	3	1	0	1	0
Calgary	20	3	5	8	13
Carolina	4	2	2	4	0
Chicago	15	4	2	6	14
Colorado	21	7	3	10	4
Columbus	13	4	2	6	8
Dallas	23	4	7	11	20
Detroit	15	2	3	5	2
Edmonton	18	6	8	14	2
Florida	3	0	0	0	0
Los Angeles	21	4	5	9	12
Minnesota	18	6	2	8	0
Montreal	7	1	0	1	2
Nashville	14	5	7	12	23
New Jersey	4	1	0	1	2
NY Islanders	3	0	2	2	0
NY Rangers	4	0	1	1	0
Ottawa	5	0	0	0	0
Philadelphia	5	0	5	5	0
Phoenix	22	4	5	9	44
Pittsburgh	4	0	1	1	4
San Jose	6	0	1	1	2
St. Louis	14	5	5	10	8
Tampa Bay	4	1	0	1	4
Toronto	8	1	1	2	6
Vancouver	10	2	2	4	2
Washington	4	0	0	0	0

NHL TOTALS..317...71...73.144..176



STEVE BERNIER

26

(STEEV BAIRN-yay)

RIGHT WING · Shoots Right · 6-2, 216 · Born 3/31/85 in Quebec City, Quebec

AT A GLANCE: Bernier appeared in his 300th career NHL game Jan. 7 vs. Phoenix.

HOW ACQUIRED: Traded from Vancouver to Florida on June 25, 2010 along with Michael Grabner and Vancouver's first round selection in the 2010 NHL Entry Draft in exchange for Keith Ballard and Victor Oreskovich.

2009-10: Completed his fifth NHL season and second with Vancouver...Registered a career high five points (4-1-5) in 12 postseason games played...Collected 22 points (11-11-22) in 59 regular season games played...Missed a total of 23 games due to injury... Played his 300th career NHL game, Jan. 7 vs Phoenix...Had a three-game assist streak (0-3-3), Nov. 26-29...Established a four-game scoring streak, recording four points (1-3-4), Oct. 5-16.

CAREER: 2008-09: Recorded four points (2-2-4) in ten playoff games, setting a career high for most goals (2) in a single playoff year...The two goals scored were both game-winners: May 5 at Chicago and Apr. 19 at St. Louis...Collected 32 points (15-17-32) in 81 games played, logging an average of 13:50 TOI/G...Set career highs in assist (17) and point (32) totals in a single season...Tied a career high for most game-winning goals in a season with four...Recorded four multi-point games...Enjoyed a season-high three-point game, scoring twice and adding one assist, all in a single period (2nd period); Bernier's goals came in rapid succession, just 12 seconds apart, which is the fastest two goals by a Canucks player since Thomas Gradin (Gradin scored twelve seconds apart in a 4-3 loss to the Oilers on March 16, 1983), Jan. 7 at Edmonton. **2007-08:** Played his first game as a Sabre tying career game highs in goals (2) and points (3), Feb. 27 at Nashville...Tied career highs for most assists (2) and points (3) in a game, Dec. 29 at Nashville. **2006-07:** Set a career high for goals (15) and points (31) in a season...Recorded at least one point in five consecutive games (3-4-7) Nov. 9-18. **2005-06:** Recorded Playoff assists in three consecutive games (0-3-3) from May 7-10...Recorded his first career Playoff point with the game-winning goal, Apr. 25 vs NSH...His 18.7 percent shooting percentage led all Sharks with 30-plus games played...Recorded his first career multi-point game (2-1-3), Mar. 9 vs Edmonton. **2004-05:** First on team in goals, assists, points and PIM during the Playoffs...Led team and finished regular season ranked 23rd in CHL in points (35-36-71)...Also led the team in goals, assists, points, game-winning goals and power play goals...Named QMJHL Offensive Player of the Week and Canadian Hockey League Player of the Week for period ending Oct. 31...Named to Team QMJHL in the ADT Canada-Russia Challenge. **2003-04:** First on team in points (6-13-19), tied for 2nd in goals (6), tied for 1st in assists (19) and T-2nd in GWG (2) in the post season...Finished tied for 12th in QMJHL scoring (36-46-82), 10th in goals (36), 17th in assists (46) and fifth in plus/minus (+39).

INTERNATIONAL: Won gold medal with Team Canada at the 2003 Under-18 World Championships.

REGULAR SEASON													PLAYOFFS				
SEASON	TEAM	LEAGUE	GP	G	A	PTS	+/-	PIM	PPG	SHG	GWG	GP	G	A	PTS	PIM	
1998-99	Quebec	QAJA	28	33	23	56	-	24	-	-	-	-	-	-	-	-	
1999-00	Quebec	QAJA	26	12	23	35	-	42	-	-	-	-	-	-	-	-	
2000-01	Ste-Foy	QAAA	39	17	35	52	-	48	-	-	-	-	-	-	-	-	
2001-02	Moncton	QMJHL	66	31	28	59	-	51	-	-	-	-	-	-	-	-	
2002-03	Moncton	QMJHL	71	49	52	101	33	90	16	0	-	2	1	0	1	2	
2003-04	Moncton	QMJHL	66	36	46	82	39	80	9	3	-	20	7	10	17	17	
2004-05	Moncton	QMJHL	68	35	36	71	18	114	12	1	-	12	6	13	19	22	
2005-06	Cleveland	AHL	49	20	23	43	-2	33	11	0	6	-	-	-	-	-	
	San Jose	NHL	39	14	13	27	4	35	2	1	1	11	1	5	6	8	
2006-07	Worcester	AHL	10	3	4	7	4	2	0	0	1	-	-	-	-	-	
	San Jose	NHL	62	15	16	31	5	29	6	0	4	11	0	1	1	2	
2007-08	San Jose	NHL	59	13	10	23	-2	62	4	0	0	-	-	-	-	-	
	Buffalo	NHL	17	3	6	9	1	2	0	0	0	-	-	-	-	-	
2008-09	Vancouver	NHL	81	15	17	32	4	27	2	0	4	10	2	2	4	7	
2009-10	Vancouver	NHL	59	11	11	22	0	21	3	0	0	12	4	1	5	0	
	NHL TOTALS		317	71	73	144	12	176	17	1	9						

First NHL Game: 11/4/05 at Anaheim

First NHL Goal: 11/12/05 at Dallas

First NHL Assist/Point: 11/12/05 at Dallas

Most Goals, Game: 2, (9 times) MR: 11/14/09 vs Colorado

Most Assists, Game: 2, (7 times) MR: 12/22/08 vs Anaheim

Most Points, Game: 3, (4 times) MR: 1/7/09 at Edmonton

Most Penalty Minutes, Game: 20, 11/12/07 vs Phoenix



BITZ vs. NHL:

Team	GP	G	A	PTS	PIM
Anaheim	3	1	0	1	5
Atlanta	3	1	0	1	0
Boston	-	-	-	-	-
Buffalo	5	2	1	3	2
Calgary	-	-	-	-	-
Carolina	4	0	1	1	0
Chicago	1	0	0	0	0
Colorado	1	0	0	0	0
Columbus	1	0	0	0	0
Dallas	1	0	0	0	0
Detroit	-	-	-	-	-
Edmonton	1	0	0	0	0
Florida	5	2	0	2	2
Los Angeles	2	0	0	0	0
Minnesota	2	1	0	1	0
Montreal	6	0	1	1	4
Nashville	2	0	0	0	0
New Jersey	4	0	1	1	0
NY Islanders	6	1	0	1	2
NY Rangers	4	0	0	0	0
Ottawa	9	0	0	0	9
Philadelphia	6	1	2	3	2
Phoenix	1	0	0	0	0
Pittsburgh	3	0	0	0	5
San Jose	2	0	0	0	0
St. Louis	2	0	0	0	5
Tampa Bay	5	0	1	1	10
Toronto	4	0	2	2	0
Vancouver	-	-	-	-	-
Washington	4	0	0	0	5

NHL TOTALS...87...9...9...18...51



BYRON BITZ

(BIGH-ruhn BIHTZ)

12

RIGHT WING · Shoots Right · 6-5, 215 · Born 7/21/84 in Saskatoon, Saskatchewan

AT A GLANCE: Bitz scored his first goal as a Panther on Mar 20 vs. Buffalo.

HOW ACQUIRED: Acquired on March 3, 2010 along with Craig Weller and a second round pick in the 2010 NHL Entry Draft from Boston in exchange for Dennis Seidenberg and Matt Bartkowski.

2009-10: Completed his second NHL season, appearing in 45 games with Boston before being traded to Florida on Mar. 3...Totaled 11 points (5-6-11) in 52 total games...Recorded first goal as a Panther Mar. 20 vs Buffalo...Skated in first game as a Panther Mar. 6 vs Carolina...Scored his first career game-winning goal in Nov. 7 win over Buffalo...Set career high with seven penalty minutes in Oct. 24 game at Ottawa.

CAREER: 2008-09: Scored his first NHL playoff goal May 14 in game seven vs. Carolina...Played five Boston playoff games, including his first NHL playoff contest Apr. 20 at Montreal, and recorded his first playoff point with an assist in that game...Had points in consecutive games from Feb. 24-26...Recorded his first NHL multiple-point game with a two-goal effort Feb. 24 vs. Florida...Scored his first NHL goal Feb. 7 vs. Philadelphia...Played his first NHL game Jan. 10 vs. Carolina, registering his first NHL point with an assist in that contest...Was recalled to Boston on Jan. 10 for the remainder of the season and returned to Providence for their playoff run at the conclusion of the Boston postseason...Began the season in Providence (AHL) scoring 10 points (3-7-10) and tallying 68 penalty minutes in 37 AHL games. **2007-08:** Played his first professional season with Boston's AHL affiliate in Providence...Had 27 points (13-14-27) and 70 PIM in 61 games. **COLLEGE:** Played four seasons of college hockey at Cornell University and scored 88 points (28-60-88) and 155 penalty minutes in 124 career college games...Earned Third Team All-ECAC and First Team All-Ivy League honors in 2006-07...Was second in the team's scoring race in 2005-06 and 2006-07...Captained the team his senior season, in 2006-07.

REGULAR SEASON											PLAYOFFS					
SEASON	TEAM	LEAGUE	GP	G	A	PTS	+/-	PIM	PPG	SHG	GWG	GP	G	A	PTS	PIM
2000-01	Saskatoon	SMBHL	40	17	35	52	-	-	-	-	-	11	12	10	22	9
2001-02	Saskatoon	SMHL	41	25	48	73	-	69	-	-	-	-	-	-	-	-
2002-03	Nanaimo	BCHL	58	27	46	73	-	59	-	-	-	-	-	-	-	-
2003-04	Cornell	ECAC	31	5	16	21	-	36	-	-	-	-	-	-	-	-
2004-05	Cornell	ECAC	29	5	10	15	-	20	-	-	-	-	-	-	-	-
2005-06	Cornell	ECAC	35	10	18	28	-	52	-	-	-	-	-	-	-	-
2006-07	Cornell	ECAC	29	8	16	24	-	49	-	-	-	0	0	0	0	0
2007-08	Providence	AHL	61	13	14	27	11	70	4	0	-	10	1	1	2	6
2008-09	Boston	NHL	35	4	3	7	0	18	0	0	0	5	1	1	2	2
2008-09	Providence	AHL	37	3	7	10	-7	68	2	0	0	-	-	-	-	-
2009-10	Boston	NHL	45	4	5	9	-9	31	0	0	2	-	-	-	-	-
2009-10	Florida	NHL	7	1	1	2	1	2	0	0	0	-	-	-	-	-
	FLORIDA TOTALS		7	1	1	2	1	2	0	0	0	-	-	-	-	-
	NHL TOTALS		87	9	9	18	-8	51	0	0	2	5	1	1	2	2

First NHL Game: 1/10/09 vs. Carolina
First NHL Goal: 2/7/09 vs. Philadelphia
First NHL Assist/Point: 1/10/09 vs. Carolina
Most Goals, Game: 2, 2/24/09 vs. Florida

Most Assists, Game: 2, 12/5/09 vs. Toronto
Most Points, Game: 2, (2 times) MR: 12/5/09 vs. Toronto
Most Penalty Minutes, Game: 7, 10/24/09 at Ottawa

MILESTONES



BOOTH vs. NHL:

Team	GP	G	A	PTS	PIM
Anaheim.....	3	3	1	4	0
Atlanta.....	18	8	5	13	8
Boston.....	11	3	1	4	8
Buffalo.....	11	1	4	5	2
Calgary.....	3	1	1	2	0
Carolina.....	20	4	7	11	8
Chicago.....	3	1	0	1	0
Colorado.....	4	1	0	1	0
Columbus.....	2	0	1	1	0
Dallas.....	3	0	0	0	0
Detroit.....	1	0	0	0	0
Edmonton.....	2	0	0	0	0
Florida.....					
Los Angeles.....	2	0	0	0	2
Minnesota.....	4	0	2	2	2
Montreal.....	9	2	3	5	2
Nashville.....	3	0	1	1	0
New Jersey.....	11	3	3	6	2
NY Islanders.....	9	2	6	8	4
NY Rangers.....	8	3	0	3	4
Ottawa.....	10	3	3	6	6
Philadelphia.....	13	5	5	10	7
Phoenix.....	3	1	0	1	0
Pittsburgh.....	12	3	3	6	18
San Jose.....	2	0	0	0	0
St. Louis.....	2	3	1	4	0
Tampa Bay.....	22	10	5	15	8
Toronto.....	7	3	5	8	4
Vancouver.....	3	0	0	0	2
Washington.....	20	4	5	9	6
NHL TOTALS	221	64	62	126	99



DAVID BOOTH

10

(DAY-vid booth)

RIGHT WING · Shoots Left · 6-0, 212 · Born 11/24/84 in Detroit, Michigan

AT A GLANCE: Booth played in his 200th career NHL game October 21 at Buffalo and recorded an assist.

HOW ACQUIRED: Florida's third choice (53rd overall) in the 2004 NHL Entry Draft. Signed a six-year extension July 1, 2009.

2009-10: Completed his fourth NHL season, fourth with Florida...Suffered second concussion of season Mar. 25 at Montreal and missed final eight games of season...Scored two goals in win at Toronto on Mar. 23...Netted a season-high four points (1-3-4) Mar. 3 vs. Philadelphia...Returned to action after missing 45 games due to a concussion on Jan. 31 vs. NY Islanders...Suffered a concussion on Oct. 24 at Philadelphia...Played in his 200th career NHL game Oct. 21 vs. Buffalo.

CAREER: 2008-09: Completed his third NHL season, third with Florida...Was one of only four Panthers to record two hat tricks in a season (Bure, Jokinen, Sheppard)...Became sixth player in franchise history to record 30 goals in a season...Set NHL career highs in goals, assists and points (31-29-60)...Recorded a career high 246 shots on goal (1st, Team)...Logged NHL career high 38 penalty minutes...Recorded a NHL career high 11 power play goals (1st, Team)...Tied for first on team in game-winning goals (5, Horton)...Named Panthers RRA Most Valuable Player...Recorded career-high five points (2-3-5) April 11 vs. Washington...Added two assists Mar. 31 vs. Ottawa...Tallied two assists Mar. 19 vs. Toronto...Notched a goal and two assists Mar. 14 vs. Tampa Bay...Recorded four points (3-1-4) with his second NHL career hat trick Mar. 7 vs. St. Louis...Notched two assists Feb. 17 vs. New Jersey...Netted the game-winning goal Jan. 27 vs. Philadelphia...Notched a goal and an assist Jan. 19 vs. Buffalo...Had a career high eight-game point scoring streak (6-7-13) snapped Jan. 16 vs. Philadelphia...Placed on injured reserve (Shoulder, Nov. 30-Dec. 14)...Scored a goal and added an assist Nov. 26 vs. New Jersey...Recorded his first NHL career hat trick including game-winner Nov. 9 at Anaheim...Scored two goals including the overtime game-winning goal on Oct. 11 vs. Atlanta...Recorded his first goal and multi-point game of the season (1-1-2) on Oct. 10 at Carolina. **2007-08:** Completed his second NHL season, second with Florida...Recorded his first 20-goal NHL season with 22 goals, which was third best on the team...Finished fourth on the team in points (40)...Was fourth on the team in plus/minus with a plus-13 rating...Had a four-game point streak from Jan. 12-18 (3-1-4) and Mar. 20-27 (1-3-4)...Had six GWG's to lead the team...21 of 22 goals came at even-strength...Scored his first NHL PPG Feb. 7 at Ottawa...Netted first goal of season Oct. 18 at Toronto. **2006-07:** Completed his first NHL season, first with Florida...Scored his first NHL GWG April 6 vs. Tampa Bay...Recorded the first multi-point game of his NHL career with two assists Mar. 17 vs. NY Islanders...Scored his first career NHL goal Jan. 4 at Calgary...Posted an assist after being recalled from Rochester (AHL) Dec. 27 vs. Philadelphia...Scored his first NHL point, an assist, Dec. 12 vs. Anaheim...Made his NHL debut Nov. 20 at Boston. **2005-06:** Finished third on Michigan State with 35 points...Had 148 shots on goal to lead the team...Posted a collegiate career-high 22 assists to go along with 13 goals...Had seven goals and 13 assists on the power play...Scored one SHG...Had a season and team high 10 shots on goal Dec. 29 vs. Michigan Tech.

INTERNATIONAL: 2008: Represented Team USA at the 2008 IIHF World Championship...Appeared in seven games and scored one goal. **2004:** Won a Gold Medal with Team USA at the 2004 World Junior Championships. **2002:** Represented the United States on the Gold Medal winning U-18 National team during the IIHF Under-18 World Championship... Scored 17 goals and 12 assists in 58 games with the US U-18 team...Won the 2001-02 USA Hockey Bob Johnson Award, for excellence in international competition.

REGULAR SEASON											PLAYOFFS					
SEASON	TEAM	LEAGUE	GP	G	A	PTS	+/-	PIM	PPG	SHG	GWG	GP	G	A	PTS	PIM
2000-01	Compuware	NAHL	41	17	13	30	-	44	-	-	-	-	-	-	-	-
2001-02	United States	U-18	58	17	12	29	-	41	-	-	-	-	-	-	-	-
2002-03	Michigan State	NCAA	39	17	19	36	-	53	-	-	-	-	-	-	-	-
2003-04	Michigan State	NCAA	30	8	10	18	-	30	-	-	-	-	-	-	-	-
	United States	WJC	6	0	1	1	-	2	-	-	-	-	-	-	-	-
2004-05	Michigan State	NCAA	29	7	9	16	-	30	-	-	-	-	-	-	-	-
2005-06	Michigan State	NCAA	35	13	22	35	-	50	-	-	-	-	-	-	-	-
2006-07	Rochester	AHL	25	7	7	14	8	26	-	-	-	6	0	2	2	4
	Florida	NHL	48	3	7	10	0	12	0	0	1	-	-	-	-	-
2007-08	Florida	NHL	73	22	18	40	13	26	1	0	6	-	-	-	-	-
2008-09	Florida	NHL	72	31	29	60	10	38	11	0	5	-	-	-	-	-
2009-10	Florida	NHL	28	8	8	16	-3	23	0	0	1	-	-	-	-	-
	FLORIDA TOTALS:		221	64	62	126	20	99	12	0	13	-	-	-	-	-
	NHL TOTALS:		221	64	62	126	20	99	12	0	13	-	-	-	-	-

First NHL Game: 11/20/06 at Boston

First NHL Goal: 1/4/07 at Calgary

First NHL Assist/Point: 12/12/06 vs. Anaheim

Most Goals, Game: 3, (2 times) MR: 3/7/09 vs. St. Louis

Most Assists, Game: 3, 4/11/09 vs Washington

Most Points, Game: 5, 4/11/09 vs Washington

Most Penalty Minutes, Game: 5, 3/3/10 vs Philadelphia

MILESTONES



CLEMMENSEN vs. NHL:

Team	GP	MINS	GA	SO	W	L	T	GAA
Anaheim	1	59	4	0	0	1	0	4.07
Atlanta	4	209	9	1	1	3	0	2.58
Boston	9	485	16	1	5	3	0	1.98
Buffalo	4	158	8	0	2	0	0	3.04
Calgary								
Carolina	4	167	3	0	0	2	0	1.08
Chicago								
Colorado	1	65	5	0	1	0	0	4.63
Columbus								
Dallas	2	125	8	0	1	1	0	3.84
Detroit	2	121	6	0	1	1	0	2.98
Edmonton	1	59	2	0	0	1	0	2.03
Florida	3	183	7	0	2	1	0	2.30
Los Angeles	1	59	3	0	0	1	0	3.05
Minnesota								
Montreal	3	181	4	0	3	0	0	1.33
Nashville	4	244	10	0	1	2	1	2.46
New Jersey	2	120	4	0	2	0	0	2.00
NY Islanders	5	259	11	0	1	2	1	2.55
NY Rangers	8	413	17	1	3	4	1	2.47
Ottawa	4	208	7	0	3	0	0	2.02
Philadelphia	3	187	6	0	3	0	0	1.93
Phoenix								
Pittsburgh	10	578	25	1	4	4	1	2.60
San Jose	1	60	5	0	1	0	0	5.00
St. Louis	1	60	3	0	1	0	0	3.00
Tampa Bay	6	316	15	0	1	2	0	2.85
Toronto	2	125	3	0	1	0	1	1.44
Vancouver	1	60	3	0	1	0	0	3.00
Washington	9	420	28	0	2	4	0	4.00

NHL TOTALS91.....4916.....219.....5.42.....28.....7.267



SCOTT CLEMMENSEN 30

(SKAWT KLEH-mehn-sehn)

GOALTENDER · Catches Left · 6-3, 205 · Born 7/23/77 in Des Moines, Iowa

AT A GLANCE: Clemmensen set a career high with 42 saves against New Jersey, his former team, on April 8.

HOW ACQUIRED: Signed three-year contract as an unrestricted free agent on July 1, 2009.

2009-10: Completed his seventh NHL season, first with Florida...Stopped 42 of 44 shots and improved to 2-0 against his former team Apr. 8 vs. New Jersey...Recorded his first shutout as a Panther, turning away 36 shots in a 1-0 win Apr. 1 at Boston...Stopped 71 of 74 shots in back-to-back victories (Mar. 21 vs. Tampa Bay, Mar. 23 at Toronto)...Stopped 26 shots in victory against former team Dec. 11 at New Jersey...Made 29 saves in 6-5 shootout win on Dec. 2 vs. Colorado...Recorded his first win as a Panther in first game Oct. 16 vs. Philadelphia, stopping 25 of 27 shots.

CAREER: 2008-09: Completed his 5th NHL season...Set NHL career highs in games played (40), minutes (2,356), and wins (25)...Registered a 2.39 GAA with a .917 SV% and 2 shutouts...Notched back-to-back shutouts: 1-0 win Feb. 13 vs. Boston (31 saves) and 3-0 win Feb. 9 vs. NY Rangers (27 saves)...Posted career high 7-game win streak from Jan. 13-30...Became only goaltender other than Martin Brodeur in Devils history to get to 25 wins...Played in 12 games for Lowell (AHL) (6-5-1). **2007-08:** Appeared in 40 AHL and 3 NHL games with the Toronto organization...Had a 1-1 record, with a 3.87 GAA and a .839 SV % in 3 games with Toronto (NHL)...Tallied a 23-14 record, with a 2.44 GAA and a .910 SV% in 40 games with Toronto (AHL). **2006-07:** Played six games for New Jersey compiling a record of 1-1-2 with a 3.15 GAA...Set a career high with 40 saves Dec. 14 at Boston. **2005-06:** Played 13 games with New Jersey compiling a record of 3-4-2 with a 3.35 GAA...Earned a 5-4 win and had 27 saves in New Jersey's first-ever shootout October 29 at Boston. **2004-05:** Led Albany (AHL) goaltenders in games played (46), minutes (2,645), SV% (.916), and GAA (2.81). **2003-04:** Played four games for New Jersey and 22 games for Albany (AHL)...Began season with Albany (AHL) compiling a record of 5-12-4 with a 3.07 GAA...Started first career NHL game and registered first career shutout (25 saves) Jan. 20 at Pittsburgh...Became only 16th goaltender in NHL history to earn shutout in first career start. **2002-03:** Played entire season with Albany (AHL) registering a 2.65 GAA in 47 games. **2001-02:** Played in two games for New Jersey...Made NHL debut in season-opener and stopped four of five shots in 20:00 October 6 at Washington...Played 29 games for Albany (AHL) compiling a record of 5-19-4 with a 3.29 GAA. **2000-01:** Won NCAA Championship with Boston College and was named to the NCAA All-Tournament Team...Finished as Boston College's career wins leader (99)...finished career with NCAA Tournament records in wins (10) and saves (356). **1999-00:** Led Boston College to the Frozen Four. **1998-99:** Advanced to the NCAA Frozen Four and won the Hockey East Tournament with Boston College. **1997-1998:** Advanced to the NCAA Frozen Four and won the Hockey East Tournament with Boston College...Earned Hockey East All-Rookie Team Honors. **NHL Entry Draft:** New Jersey's eighth round choice (215 overall) in the 1997 NHL Entry Draft.

INTERNATIONAL: 2010: Started for Team USA at Worlds in Germany. **2009:** Was a member of the United States team that competed at the World Championships.

REGULAR SEASON											PLAYOFFS					
Season	Team	League	GP	W	L	T/OT	MIN	GA	SO	GAA	SV%	GP	W	L	GAA	SV%
1995-96	Dubuque	USHL	20	10	7	1	1082	62	0	3.44	-	-	-	-	-	-
1996-97	Des Moines	USHL	36	22	9	2	2042	111	1	3.26	.907	4	1	2	2.70	-
1997-98	Boston College	NCAA	37	24	9	4	2205	102	4	2.78	.884	-	-	-	-	-
1998-99	Boston College	NCAA	42	26	12	4	2507	120	1	2.87	-	-	-	-	-	-
1999-00	Boston College	NCAA	29	19	7	0	1610	59	5	2.20	.914	-	-	-	-	-
2000-01	Boston College	NCAA	39	30	7	2	2312	82	3	2.13	.914	-	-	-	-	-
2001-02	New Jersey	NHL	2	0	0	0	20	1	0	2.95	.800	-	-	-	-	-
	Albany	AHL	29	5	19	4	1677	92	0	3.29	.908	-	-	-	-	-
2002-03	Albany	AHL	47	12	24	8	2694	119	1	2.65	.910	-	-	-	-	-
2003-04	New Jersey	NHL	4	3	1	0	238	4	2	1.01	.952	-	-	-	-	-
	Albany	AHL	22	5	12	4	1309	67	0	3.07	.902	-	-	-	-	-
2004-05	Albany	AHL	46	13	25	5	2694	124	2	2.81	.916	-	-	-	-	-
2005-06	New Jersey	NHL	13	3	4	2	627	35	0	3.35	.881	1	0	0	0.00	1.000
	Albany	AHL	1	0	1	0	59	5	0	5.05	.848	-	-	-	-	-
2006-07	New Jersey	NHL	6	1	1	2	305	16	0	3.14	.889	-	-	-	-	-
	Lowell	AHL	1	1	0	0	60	0	1	0.00	1.000	-	-	-	-	-
2007-08	Toronto	NHL	3	1	1	0	154	10	0	3.90	.839	-	-	-	-	-
	Toronto	AHL	40	23	14	2	2363	96	1	2.44	.910	17	8	9	3.02	.902
2008-09	New Jersey	NHL	40	25	13	1	2356	94	2	2.39	.917	-	-	-	-	-
	Lowell	AHL	12	6	5	1	707	40	0	3.39	.895	-	-	-	-	-
2009-10	Florida	NHL	23	9	8	3	1215	59	1	2.91	.912	-	-	-	-	-
	FLORIDA TOTAL		23	9	8	3	1215	59	1	2.91	.912	-	-	-	-	-
	NHL TOTALS		91	42	28	7	4916	219	5	2.67	.909	1	0	0	0.00	1.000

First NHL Game: 10/6/01 at Washington
First NHL Win: 1/20/04 at Pittsburgh
First NHL Shutout: 1/20/04 at Pittsburgh

Most Saves, Game: 42, 4/8/10 vs New Jersey
Most Goals Allowed, Game: 6 (2 times), Last: 1/3/08 at Pittsburgh


MILESTONES



DVORAK vs. NHL:

Team	GP	G	A	PTS	PIM
Anaheim	27	6	14	20	10
Atlanta	37	9	11	20	10
Boston	38	7	7	14	8
Buffalo	44	10	9	19	12
Calgary	33	5	7	12	24
Carolina	51	8	18	26	10
Chicago	31	9	8	17	8
Colorado	32	4	13	17	18
Columbus	25	4	7	11	10
Dallas	29	6	11	17	4
Detroit	31	6	6	12	14
Edmonton	18	5	12	17	10
Florida	15	5	8	13	6
Los Angeles	28	3	8	11	8
Minnesota	23	2	7	9	2
Montreal	44	8	15	23	8
Nashville	30	11	5	16	18
New Jersey	47	6	16	22	24
NY Islanders	47	14	14	28	28
NY Rangers	29	7	9	16	12
Ottawa	43	5	10	15	22
Philadelphia	49	12	10	22	14
Phoenix	26	8	9	17	0
Pittsburgh	48	14	16	30	14
San Jose	28	3	9	12	12
St. Louis	26	3	7	10	9
Tampa Bay	54	9	21	30	29
Toronto	37	4	15	19	8
Vancouver	28	2	13	15	10
Washington	53	13	11	24	8

NHL TOTALS .1052 .208 .326 .534 .370



RADEK DVORAK

(RA-dehk duh-VOHR-ak)

14

RIGHT WING · Shoots Right · 6-2, 200 · Born 3/9/77 in Tabor, Czech Republic

AT A GLANCE: In 2009-10 Dvorak became the franchise's all-time leader in short handed goals with 15.

HOW ACQUIRED: Signed as an unrestricted free agent on July 1, 2007. Signed a two-year extension on July 1, 2009.

2009-10: Completed his fourteenth NHL season, eighth with Florida...Led the Panthers and ranked tied for fifth in the NHL in shorthanded goals (3)...Played in his 553rd game as a Panther Mar. 29 vs. Nashville, moving into third place on the team's all-time list...Surpassed 1000 shots as a Panther on Feb. 1 vs. Anaheim becoming just the fifth skater in franchise history to do so...One of four Panthers (Weiss, Horton, Reinprecht) to register a hat trick including his third shorthanded goal of the season Jan. 3 vs. Pittsburgh...Recorded three points, including the 200th goal of his NHL career (1-2-3) Dec. 18 at Carolina...Became 249th player in NHL history to play in his 1000th career game Dec. 7 vs. Edmonton...Played in his 500th game with the Panthers on Nov. 23 vs. Pittsburgh...Recorded second shorthanded goal in second straight game Oct. 16 vs. Philadelphia (GW)...Became franchise's all-time leader in shorthanded goals (15) with his SHG Oct. 12 at Tampa Bay.

CAREER: 2008-09: Completed his 13th NHL season, seventh with Florida...Paced Florida in short-handed goals (4)...With his shorthanded goal on Mar. 28, tied Tom Fitzgerald as franchise leader in shorthanded goals (12)...Notched SHG and added his 500th career NHL point with an assist Mar. 28 at Dallas...Netted GWG Mar. 7 vs. Saint Louis...Notched two assists Feb. 28 at New Jersey...Netted pair of goals including the game-winner Feb. 21 vs. Boston...Recorded a goal and added his 300th career NHL assist Jan. 10 vs. Atlanta (1-2-3)...Scored a pair of goals Jan. 4 at Montreal...Had four-game point streak (2-5-7) snapped Dec. 6...Scored GWG and added an assist Dec. 2 at Washington...Notched a pair of assists Nov. 30 at NY Rangers...Scored a goal and added an assist Nov. 28 vs. NY Rangers...Played in his 900th career NHL game on Oct. 20 at Montreal...Recorded his first goal of the season Oct. 10 at Carolina. **2007-08:** Completed his 12th NHL season, sixth with Florida...Scored a shorthanded goal (GWG) and notched an assist April 4 at Carolina...Scored his first goal of the season Nov. 2 at Buffalo...Recorded his first point of the season on an assist Oct. 4 at NY Rangers. **2006-07:** Completed his 11th NHL season...Scored 37 points (10-27-37) while playing in all 82 games for St. Louis...Skated in his 800th career NHL game Feb. 6 vs. Toronto...Tied a career-high three assists Jan. 16 at Anaheim. **2005-06:** Notched 28 points (8-20-28) in 64 games with Edmonton...Appeared in his second career Stanley Cup Finals, skating in 16 games,

REGULAR SEASON													PLAYOFFS				
SEASON	TEAM	LEAGUE	GP	G	A	PTS	+	-	PIM	PPG	SHG	GWG	GP	G	A	PTS	PIM
1992-93	Ceske Budejovice	Czech-Jr.	35	44	46	90	-	-	-	-	-	-	-	-	-	-	-
1993-94	Ceske Budejovice	Czech-Jr.	20	17	18	35	-	-	-	-	-	-	-	-	-	-	-
	Ceske Budejovice	Czech.	8	0	0	0	-	0	-	-	-	-	-	-	-	-	-
1994-95	Ceske Budejovice	Czech.	10	3	5	8	-	2	-	-	-	-	9	5	1	6	-
1995-96	Florida	NHL	77	13	14	27	5	20	0	0	4	1	16	1	3	4	0
1996-97	Florida	NHL	78	18	21	39	-2	30	2	0	1	3	0	0	0	0	0
1997-98	Florida	NHL	64	12	24	36	-1	33	2	3	0	-	-	-	-	-	-
1998-99	Florida	NHL	82	19	24	43	7	29	0	4	0	0	-	-	-	-	-
	Czech Republic	WC-A	12	4	4	8	-	6	-	-	-	-	-	-	-	-	-
1999-00	Florida	NHL	35	7	10	17	5	6	0	0	1	-	-	-	-	-	-
	NY Rangers	NHL	46	11	22	33	0	10	2	1	0	-	-	-	-	-	-
2000-01	NY Rangers	NHL	82	31	36	67	9	20	5	2	3	-	-	-	-	-	-
	Czech Republic	WC-A	9	4	4	8	-	8	-	-	-	-	-	-	-	-	-
2001-02	NY Rangers	NHL	65	17	20	37	-20	14	3	3	1	-	-	-	-	-	-
	Czech Republic	OLY	4	0	0	0	-	0	-	-	-	-	-	-	-	-	-
2002-03	NY Rangers	NHL	63	6	21	27	-3	16	2	0	0	-	-	-	-	-	-
	Edmonton	NHL	12	4	4	8	-3	14	1	0	0	4	1	0	1	0	0
2003-04	Edmonton	NHL	78	15	35	50	18	26	6	0	0	-	-	-	-	-	-
	Czech Republic	WC-A	7	0	7	7	-	16	-	-	-	-	-	-	-	-	-
2004-05	Ceske Budejovice	CzRep-2	32	23	35	58	-	18	-	-	-	-	16	5	13	18	20
	Czech Republic	W-Cup	4	1	0	1	-	0	-	-	-	-	-	-	-	-	-
	Czech Republic	WC-A	9	1	1	2	-	4	-	-	-	-	-	-	-	-	-
2005-06	Edmonton	NHL	64	8	20	28	-2	26	2	0	2	16	0	2	2	4	0
2006-07	St. Louis	NHL	82	10	27	37	-6	48	1	1	1	-	-	-	-	-	-
2007-08	Florida	NHL	67	8	9	17	-1	16	0	1	1	-	-	-	-	-	-
2008-09	Florida	NHL	81	15	21	36	0	42	0	4	3	-	-	-	-	-	-
2009-10	Florida	NHL	76	14	18	32	-7	20	1	3	1	-	-	-	-	-	-
	FLORIDA TOTALS:		560	106	141	247	6	196	5	15	11	19	1	3	4	0	
	NHL TOTALS:		1052	208	326	534	-1	370	27	22	18	39	2	5	7	4	

First NHL Game: 10/7/95 at New Jersey

First NHL Goal: 11/2/95 at Philadelphia

First NHL Assist/Point: 10/11/95 vs. Montreal

Most Goals, Game: 4, 3/29/01 at NY Islanders

Most Assists, Game: 3, (2 times) Last: 3/7/03 vs. Philadelphia

Most Points, Game: 4, 3/29/01 at NY Islanders

Most Penalty Minutes, Game: 15, 3/21/98 at Tampa Bay

MILESTONES

RADEK DVORAK (CONTINUED)

collecting a pair of assists along with four PIM. **2004-05:** Posted 58 points (23-35-58) along with 18 PIM in 32 games for HC Ceske Budejovice of the Czech Republic second division. **2003-04:** Notched 50 points (15-35-50) along with 26 PIM and was plus-18 in 78 matches with Edmonton. **2002-03:** Collected 27 points (6-21-27) in 63 games with the NY Rangers before being traded to Edmonton at the trade deadline...Appeared in his 600th career NHL game on Mar. 28 vs. Columbus...Notched his 300th career NHL point on Oct. 21 vs. Tampa Bay. **2001-02:** Appeared in 65 games with the NY Rangers, notching 37 points (17-20-37) along with 14 PIM. **2000-01:** Skated in all 82 games with the NY Rangers, notching a career-high 67 points (31-36-67) along with 20 PIM. **1999-00:** Split the season with the NY Rangers and the Florida Panthers. **1998-99:** Appeared in all 82 games with the Florida Panthers, notching 43 points (19-24-93) along with 29 PIM. **1997-98:** Appeared in 64 games with Florida collecting 36 points (12-24-36) along with 33 PIM. **1996-97:** Skated in 78 games with Florida, registering 39 points (18-21-39) along with 30 PIM. **1995-96:** Made his NHL debut with Florida Oct. 7 at New Jersey...Tallied 27 points (13-14-27) in his rookie campaign, ranking 13th in scoring and 11th in goals among all NHL rookies...Advanced to the Stanley Cup Finals, appearing in 16 of the 22 playoff games. **NHL Entry Draft:** Florida's first round selection, 10th overall, in the 1995 NHL Entry Draft.

INTERNATIONAL 2005: Was a member of the 2005 Czech Republic IIHF World Championship team, scoring a goal and an assist in nine games in Vienna. **2004:** Notched a goal in four games for the Czech Republic at the 2004 World Cup of Hockey as the Czech Republic lost 4-3 in overtime to Canada in the semi-finals...Tallied seven assists at the 2004 World Championships, leading the tournament in assists and was tied for 10th in scoring. **2002:** Represented the Czech Republic at 2002 Olympic Games in Salt Lake City. **2001:** Won a Gold Medal for the Czech Republic at the 2001 IIHF World Championships. **1999:** Won a Gold Medal for the Czech Republic at the 1999 IIHF World Championships.







FROLIK vs. NHL:

Team	GP	G	A	PTS	PIM
Anaheim	2	0	1	1	0
Atlanta	12	5	2	7	17
Boston	8	0	0	0	8
Buffalo	8	3	2	5	2
Calgary	2	0	1	1	0
Carolina	11	3	1	4	6
Chicago	3	1	1	2	4
Colorado	3	0	0	0	4
Columbus	2	0	0	0	0
Dallas	3	0	1	1	0
Detroit	2	0	1	1	0
Edmonton	2	0	1	1	0
Florida					
Los Angeles	2	0	0	0	0
Minnesota	1	1	0	1	0
Montreal	8	3	0	3	4
Nashville	4	2	2	4	2
New Jersey	8	4	3	7	6
NY Islanders	7	1	4	5	0
NY Rangers	8	2	1	3	0
Ottawa	8	1	3	4	0
Philadelphia	8	4	7	11	4
Phoenix	2	0	0	0	0
Pittsburgh	8	1	4	5	4
San Jose	2	0	0	0	0
St. Louis	3	0	1	1	0
Tampa Bay	12	2	3	5	2
Toronto	8	3	1	4	0
Vancouver	2	1	1	2	0
Washington	12	5	5	10	2

NHL TOTALS..161...42...88...65



MICHAEL FROLIK

(MIGH-kuhl FROH-lihk)

67

CENTER · Shoots Left · 6-1, 185 · Born 2/17/88 in Kladno, Czech Republic

AT A GLANCE: Frolik's 219 shots on goal were the most of any Panther during the 2009-10 season.

HOW ACQUIRED: Florida's first choice (10th overall) in the 2006 NHL Entry Draft.

2009-10: Completed his second NHL season, second with Florida...One of four Panthers (Ballard, McCabe, Reinprecht) to play in all 82 games...Second on the team in goals (21)...Tied for third in points (43)...Led the team in shots on goal (219)...Third on the team in takeaways (41)...Finished with 12 multi-point games...Scored his 20th goal of the season Apr. 8 vs. New Jersey...Became just the third Panther to start his career with back-to-back 20 goal seasons, joining Mark Parrish (1998-00) and Kristian Huselius (2001-03)...Scored goals in three consecutive games (Mar. 3-Mar. 9)...Recorded three points (1-2-3) Dec. 21 at Philadelphia...Scored two goals Dec. 11 at New Jersey...Played in his 100th career NHL game Nov. 21 at NY Rangers...Record first multi-point game of season in first game of season (1-1-2) Oct. 2 at Chicago (in Helsinki).

CAREER: 2008-09: Completed his first NHL season, first with Florida...Tied for fifth (Berglund-STL, Wheeler-BOS) among NHL rookies in goals (21)...Tied for sixth among NHL rookies in points (45, Wheeler-BOS)...Tied for seventh (Wheeler-Boston, Ebbett-Anaheim) among NHL rookies in assists (24)...Ranked third on team in goals (21)...Was one of only three Panthers to record 20 or more goals in their rookie season (Huselius - 2001-02, 23g / Parrish - 1998-99, 24g)...Recorded three points (1-2-3) April 11 vs. Washington...Netted a goal and added two assists Mar. 31 vs. Ottawa...Notched a goal and an assist Mar. 14 vs. Tampa Bay...Tallied two goals Mar. 3 at Atlanta...Had a four-game point streak (3-2-5) snapped Feb. 19 vs. Chicago...Notched two assists Feb. 17 vs. New Jersey...Recorded the first three-point game (1-2-3) of his NHL career Jan. 27 vs. Philadelphia...Notched a goal and an assist Jan 10 vs. Atlanta...Netted the game-winner Jan. 6 at Toronto...Recorded the first two-goal game of his NHL career including the game-winner Dec. 23 vs. Nashville...Had a four-game point streak (1-4-5) snapped Dec. 18...Notched a goal and an assist Dec. 14 at Vancouver...Recorded his first multi-point game (1-1-2) of his NHL career Nov. 30 at NY Rangers...Scored his first NHL goal Nov. 20 at New Jersey...Recorded his first NHL assist Nov. 9 at Anaheim...Made his NHL debut on Oct. 11 vs. Atlanta. **2007-08:** Played in 45 games for Rimouski Oceanic (QMJHL) and recorded 65 points (24-41-65). Played in nine games for Rimouski Oceanic during the 2008 QMJHL playoffs (2-4-6). **2006-2007:** Played 52 games in his first season with Rimouski Oceanic and recorded 73 points (31-42-73). **2005-2006:** Had 9 points (2-7-9) in 48 games for Kladno of the Czech Elite League. **2004-2005:** Played in 27 regular season games and one playoff game for Kladno and scored 4 points (3-1-4).

INTERNATIONAL: 2008: Captained the Czech Republic during the World Junior Championships in the Czech Republic...Finished with five goals in six games. **2007:** Represented the Czech Republic at the World Junior Championships and scored six points in six games (4-2-6). **2006:** Played for the Czech Republic at the U20 World Junior Championships...Totaled five points (2-3-5) for the U18 squad at the World Junior Championships. **2005:** Notched four points in seven games for a third place Czech Republic team in his first appearance at the IIHF U20 World Junior Championships...Also played seven games and scored 4 points (3-1-4) with the Czech U18 team at the World Championships. **2004:** Played in two games for the Czech Republic at the IIHF World U18 Junior Championships.

REGULAR SEASON

SEASON	TEAM	LEAGUE	GP	G	A	PTS	+/-	PIM	PPG	SHG	GWG
2004-05	Kladno	Czech	27	3	1	4	-	6	-	-	-
2005-06	Kladno	Czech	48	2	7	9	-	32	-	-	-
2006-07	Rimouski Oceanic	QMJHL	52	31	42	73	-	40	-	-	-
2007-08	Rimouski Oceanic	QMJHL	45	24	41	65	13	22	5	-	-
2008-09	Florida	NHL	79	21	24	45	10	22	1	0	2
2009-10	Florida	NHL	82	21	22	43	-4	43	5	0	1
FLORIDA TOTALS:			161	42	46	88	6	65	6	0	3
NHL TOTALS:			161	42	46	88	6	65	6	0	3

PLAYOFFS

GP	G	A	PTS	PIM
1	0	0	0	0
-	-	-	-	-
-	-	-	-	-
9	2	4	6	12
-	-	-	-	-
-	-	-	-	-
-	-	-	-	-

First NHL Game: 10/11/08 vs. Atlanta

First NHL Goal: 11/20/08 at New Jersey

First NHL Assist/Point: 11/9/08 at Anaheim

Most Goals, Game: 2, (4 times) Last: 4/3/10 vs. Philadelphia

Most Assists, Game: 2, (10 times) Last: 4/29/10 vs. Nashville

Most Points, Game: 3, (4 times) Last: 12/21/09 at Philadelphia


Most Penalty Minutes, Game: 15, 12/5/09 vs. Atlanta

MILESTONES



GARRISON vs. NHL:

Team	GP	G	A	PTS	PIM
Anaheim
Atlanta2.....0.....1.....1.....0.....
Boston2.....0.....1.....1.....0.....
Buffalo2.....0.....0.....0.....6.....
Calgary
Carolina3.....0.....0.....0.....0.....
Chicago
Colorado1.....0.....0.....0.....0.....
Columbus
Dallas
Detroit
Edmonton
Florida
Los Angeles
Minnesota1.....0.....0.....0.....0.....
Montreal3.....0.....0.....0.....0.....
Nashville1.....0.....1.....1.....0.....
New Jersey3.....0.....1.....1.....0.....
NY Islanders1.....0.....0.....0.....0.....
NY Rangers2.....0.....0.....0.....0.....
Ottawa3.....0.....0.....0.....2.....
Philadelphia3.....1.....1.....2.....0.....
Phoenix1.....0.....0.....0.....0.....
Pittsburgh1.....0.....0.....0.....2.....
San Jose1.....0.....0.....0.....7.....
St. Louis1.....0.....0.....0.....0.....
Tampa Bay5.....0.....1.....1.....4.....
Toronto2.....1.....0.....1.....2.....
Vancouver
Washington2.....0.....0.....0.....0.....
NHL TOTALS40.....2.....6.....8.....23.....



JASON GARRISON

(JAY-son GAHR-i-son)

52

DEFENSE · Shoots Left · 6-2, 220 · Born 11/13/84 in White Rock, B.C.

AT A GLANCE: Garrison led Panthers with a plus-5 rating during the 2009-10 season.

HOW ACQUIRED: Signed as a free agent on April 2, 2008. Signed a two-year extension July 7, 2010.

2009-10: Completed his second NHL season, second with Florida...Finished first on the team with a plus-5 rating... Netted his second career goal Mar. 23 at Toronto...Scored first NHL goal and added an assist March 3 vs. Philadelphia...Recalled from Rochester (AHL) for final time on Mar. 1...Tallied 19 points (3-16-19) with 33 PIM and a plus-13 rating in 38 games with Rochester...Scored first career point with an assist on Jan. 18 vs. Atlanta.

CAREER: 2008-09: Appeared in one game with the Panthers (NHL)...Finished rookie season as Rochester's top scoring defenseman with 35 points (8-27-35), fourth overall...Missed three games (Apr. 3-4-Apr. 5) with an injury...Picked up his first multi-goal game with a pair of goals against Albany on Mar. 25...Had a three-game assist streak (0-3) from Feb. 20 to Feb. 22...Netted the OT game-winner and had two assists against Binghamton on Feb. 7...Registered a single-game best four assists at Manchester on Jan. 16...Tallied a single-game best four points (1-3) against Hamilton on Jan. 11...Had a pair of assists at San Antonio Dec. 9...Was named the Amerks' Player of the Month for October...Made his NHL debut for Florida, skating 11:57 at St. Louis on Oct. 25...Received his first NHL recall on Oct. 25...Recorded first two career points (1-1) as a pro in his pro/Amerk debut to earn second star honors on Oct. 10 against Syracuse, scored Rochester's first goal of the season. **2007-08:** Was the recipient of the team's Fan Favorite Award...Second on the club with in plus-minus rating (plus-7)...Finished his third season with the University of Minnesota-Duluth Bulldogs (WCHA), scoring 14 points (5-9-14) and added 26 PIM in 26 games...He concluded his collegiate career with 29 points (nine goals and 20 assists) in 87 games. **2006-07:** Posted three points (1-2) in his sophomore season with the UMD...Battled the injury bug for most of the season after being knocked out of action (hip/groin) on Nov. 11 against Michigan Tech and being sidelined for 18 games...His heavy shot from the point was the game-winner in UMD's 2-1 triumph over Denver at the DECC on Oct. 27...Was a member of the 2006-07 WCHA All-Academic Team. **2005-06:** Supplemented his three goals with nine assists to finish his debut collegiate season with a respectable 12 points...Had a pair of two-point evenings (at home vs. North Dakota on Nov. 11 and vs. Yale two weeks later) to his 2005-06 credit...Was the men's hockey representative on UMD's Athletic Academic Support Scholar List for maintaining the best overall grade point average (3.45) of any Bulldog during the 2005-06 school year...Was one of only two Bulldogs defensemen to appear in all 40 games...Emerged as one of the promising young leaders on the UMD blueline in 2005-06. **2004-05:** Reigned as the Nanaimo Clippers' top-scoring defenseman in his second season with the club...Skated a regular shift in 57 (of a possible 60) regular season games that year, picking up career highs in all offensive categories in goals (22), assists (40) and points (62)... that 62-point output was bettered by only one other BCHL blueliner...Was one of three Clippers to participate in the 2005 BCHL All-Star game. **2003-04:** Garnered 13 points (3+10) and 12 PIM in 24 postseason appearances...Finished his inaugural BCHL campaign with 27 points on seven goals and 20 assists in 52 outings.

REGULAR SEASON											PLAYOFFS					
SEASON	TEAM	LEAGUE	GP	G	A	PTS	+/-	PIM	PPG	SHG	GWG	GP	G	A	PTS	PIM
2003-04	Nanaimo	BCHL	52	7	20	27		31	-	-	-	24	3	10	13	12
2004-05	Nanaimo	BCHL	57	22	40	62		42	-	-	-	-	-	-	-	-
2005-06	U. of Minnesota	WCHA	40	3	9	12		26	-	-	-	-	-	-	-	-
2006-07	U. of Minnesota	WCHA	21	1	2	3		16	-	-	-	-	-	-	-	-
2007-08	U. of Minnesota	WCHA	26	5	9	14		26	-	-	-	-	-	-	-	-
2008-09	Florida	NHL	1	0	0	0	0	0	0	0	0	-	-	-	-	-
2008-09	Rochester	AHL	75	8	27	35	-14	68	4	0	1	-	-	-	-	-
2009-10	Rochester	AHL	38	3	16	19	13	33	0	0	0	7	2	7	9	12
	Florida	NHL	39	2	6	8	5	23	0	0	0	-	-	-	-	-
	FLORIDA TOTALS:		40	2	6	8	5	23	0	0	0	-	-	-	-	-
	NHL Totals		40	2	6	8	5	23	0	0	0	-	-	-	-	-

First NHL Game: 10/25/08 at St Louis

First NHL Goal: 3/3/10 vs Philadelphia

First NHL Assist/Point: 1/18/10 vs Atlanta


Most Goals, Game: 1 (2 times) 3/23/10 at Toronto

Most Assists, Game: 1 (6 times) 4/8/10 vs New Jersey

Most Points, Game: 2, 3/3/10 vs Philadelphia

Most Penalty Minutes, Game: 7, 3/13/10 at San Jose

MILESTONES



HIGGINS vs. NHL:

Team	GP	G	A	PTS	PIM
Anaheim	5	0	1	1	0
Atlanta	17	3	4	7	8
Boston	29	6	9	15	10
Buffalo	27	10	4	14	10
Calgary	5	0	2	2	0
Carolina	17	1	1	2	10
Chicago	4	3	0	3	4
Colorado	4	1	0	1	0
Columbus	4	0	4	4	0
Dallas	5	1	1	2	2
Detroit	5	3	1	4	0
Edmonton	4	2	1	3	2
Florida	15	2	4	6	2
Los Angeles	4	1	0	1	2
Minnesota	4	0	0	0	4
Montreal	3	0	0	0	2
Nashville	1	1	0	1	0
New Jersey	17	4	5	9	4
NY Islanders	19	8	3	11	4
NY Rangers	14	1	2	3	6
Ottawa	33	11	4	15	20
Philadelphia	16	6	1	7	6
Phoenix	4	0	3	3	0
Pittsburgh	19	6	4	10	0
San Jose	4	1	0	1	2
St. Louis	4	1	1	2	2
Tampa Bay	15	6	4	10	2
Toronto	29	8	13	21	12
Vancouver	5	1	2	3	4
Washington	17	5	2	7	10

NHL TOTALS...349 ...92 ...76 168 ...128



CHRIS HIGGINS

(KRIHS HIH-gihns)

21

LEFT WING · Shoots Left · 6-0, 205 · Born 6/2/83 in Smithtown, New York

AT A GLANCE: Higgins appeared in his 300th career NHL game November 12 vs. Atlanta and recorded an assist.

HOW ACQUIRED: Signed as a free agent on July 2, 2010.

2009-10: Completed his sixth NHL season, playing in 55 games for the New York Rangers before being traded to Calgary...Totaled 17 points (8-9-17) in 67 games...Was traded to Calgary on Feb. 2, 2010...Appeared in his 300th NHL game Nov. 25 at Florida...Had season high three-game point streak from Dec. 5-9 (1-2-3)...Scored game-winning goal for Rangers in Jan. 4 win vs. Boston.

CAREER: 2008-09: Tied for second on the team with two shorthanded goals and sixth with 151 shots...Led the Canadiens in goals (five) and shots (40) during the month of November...Tallied his first career hat trick on Nov. 11 vs. Ottawa...Recorded a season-high four-game scoring streak from Nov. 1-11, registering six points (4-2-6) over the span...Tied for the team lead in playoff goals (two) and tied for third in playoff points (two) in four postseason contests. **2007-08:** Established career highs in games played (82), goals (27), assists (25), points (52), power play goals (12), game-winning goals (five) and shots (241)...Led Montreal in shots, tied for second in power play goals and game-winning goals and ranked third in goals...Led Montreal with 241 shots...Was one of three Montreal players to skate in all 82 regular season games...Surpassed the 20 goal mark for the third consecutive season. **2006-07:** Led Montreal in shorthanded goals (three) and goals scored on the road (13)...Ranked third on Montreal in goals (22)...Recorded three multi-goal games...Registered four points (1-3-4) on Mar. 22 at Boston. **2005-06:** Led Montreal in shorthanded goals (three) and shooting percentage (15.5%). **2004-05:** Led Hamilton (AHL) in shorthanded goals (four) and goals scored on the road (13)...Was named the Hamilton Bulldogs Player of the Year...Also led the Bulldogs with three playoff goals. **2003-04:** Made NHL debut Oct. 11 at Toronto...Tied for Hamilton team lead in playoff goals (three)...Scored 21 goals and 48 points in 67 games in first pro season with Hamilton. **2002-03:** Named Eastern Collegiate Athletic Conference (ECAC) Co-Player of the Year...Earned NCAA First Team All-American honors...Was a finalist for the Hobey Baker Award, given to the top player in college hockey...Led Yale in goals (20) and points (41) and finished second on the team in assists (21). 2001-02: Selected as ECAC Rookie of the Year.

INTERNATIONAL: 2002-03: Notched six points (3-3-6) in seven games for the United States at the World Junior Championship. **2001-02:** Led Team USA in scoring at the World Junior Championship with six points (4-2-6).

REGULAR SEASON													PLAYOFFS				
SEASON	TEAM	LEAGUE	GP	G	A	PTS	+/-	PIM	PPG	SHG	GWG	GP	G	A	PTS	PIM	
1999-00	Avon Old Farms	HIGH-CT	27	19	20	39		10	-	-	-	-	-	-	-	-	
2000-01	Avon Old Farms	HIGH-CT	24	22	14	36		29	-	-	-	-	-	-	-	-	
2001-02	Yale University	ECAC	27	14	17	31		32	-	-	-	-	-	-	-	-	
	United States	WJC-A	7	4	2	6		6	-	-	-	-	-	-	-	-	
2002-03	Yale University	ECAC	28	20	21	41		41	-	-	-	-	-	-	-	-	
	United States	WJC-A	7	3	3	6		4	-	-	-	-	-	-	-	-	
2003-04	Montreal	NHL	2	0	0	0	0	0	0	0	0	-	-	-	-	-	
	Hamilton	AHL	67	21	27	48		18	-	-	-	10	3	2	4	0	
2004-05	Hamilton	AHL	76	28	23	51	9	33	8	4	6	4	3	3	6	4	
2005-06	Montreal	NHL	80	23	15	38	-1	26	7	3	3	6	1	3	4	0	
2006-07	Montreal	NHL	61	22	16	38	-11	26	8	3	3	-	-	-	-	-	
2007-08	Montreal	NHL	82	27	25	52	0	22	12	0	5	12	3	2	5	2	
2008-09	Montreal	NHL	57	12	11	23	-1	22	2	2	1	4	2	0	2	2	
2009-10	NY Rangers	NHL	55	6	8	14	-9	32	0	0	1	-	-	-	-	-	
	Calgary	NHL	12	2	1	3	0	0	0	0	0	-	-	-	-	-	
	NHL Totals		349	92	76	168	-22	128	29	8	13	22	6	5	11	4	

First NHL Game: 10/11/03 at Toronto
First NHL Goal/Point: 10/06/05 at NY Rangers
First NHL Assist: 10/08/05 at Toronto
Most Goals, Game: 3, 11/11/08 vs Ottawa


Most Assists, Game: 3, 3/22/07 at Boston
Most Points, Game: 4, 3/22/07 at Boston
Most Penalty Minutes, Game: 4, (8 times) Last: 1/07/10 at Atlanta

MILESTONES



HORDICHUK vs. NHL:

Team	GP	G	A	PTS	PIM
Anaheim	21	0	0	0	81
Atlanta	8	1	0	1	11
Boston	8	1	0	1	20
Buffalo	8	0	0	0	17
Calgary	21	2	2	4	38
Carolina	9	1	0	1	24
Chicago	25	0	2	2	42
Colorado	14	2	0	2	12
Columbus	28	2	2	4	45
Dallas	21	1	1	2	27
Detroit	15	0	0	0	11
Edmonton	24	0	1	1	94
Florida	6	1	1	2	16
Los Angeles	22	1	1	2	88
Minnesota	21	2	2	4	81
Montreal	10	0	0	0	19
Nashville	9	0	0	0	24
New Jersey	7	0	0	0	0
NY Islanders	8	0	0	0	10
NY Rangers	10	0	1	1	38
Ottawa	7	0	0	0	31
Philadelphia	9	0	0	0	30
Phoenix	19	1	0	1	40
Pittsburgh	11	1	0	1	41
San Jose	18	0	0	0	23
St. Louis	27	0	1	1	38
Tampa Bay	11	0	0	0	29
Toronto	11	0	1	1	33
Vancouver	10	2	0	2	10
Washington	13	0	0	0	25
NHL TOTALS	431	18	15	33	998



DARCY HORDICHUK 16

(DAHR-see HOHR-dih-chuhk)

LEFT WING · Shoots Left · 6-1, 215 · Born 8/10/80 in Kamsack, Saskatchewan

AT A GLANCE: Led his team in penalty minutes in three of his nine seasons in the NHL.

HOW ACQUIRED: Traded from Vancouver to Florida on October 6, 2010 for forward Andrew Peters.

2009-10: 2009-10: Collected two points (1-1-2) in 56 games played, logging an average of 6:01 TOI/G...Recorded 142 penalty minutes which lead the team...Played his 400th NHL game, Dec. 29 at Phoenix...Recorded his first goal of the season, Nov. 5 vs Minnesota...Collected his first point of the season (0-1-1), Oct. 25 vs Edmonton.

CAREER: 2008-09: Played in all 10 playoff games, scoring his first post season goal and recording 14 PIM...Concluded the season with four goals, one assist, five points and 109 penalty minutes...His four goals and five points represent his second highest career season totals...Tallied two points (1-1-2) in two consecutive games, Dec. 5-7...Registered a season high for most penalty minutes (12) in a single game, Dec. 5 at Minnesota...Notched his first point as a Canuck (goal), Nov. 27 vs Calgary. **2007-08:** Made five post-season appearances with Nashville in the 2008 NHL Playoffs...Played his 300th career game, Mar. 13 vs Los Angeles...Surpassed 700 career penalty minutes, Dec. 23 at Columbus. **2006-07:** Made NHL Playoff debut, Apr. 16 at San Jose...Finished the season with four points (1-3-4) and 90 penalty minutes in 53 games played...Signed a one-year contract with Nashville July 16. **2005-06:** Set career-highs in games played (74), goals (7), assists (6), points (13), penalty minutes (163) and shots (52)...Recorded a career-high plus 9 rating, the third highest plus/minus rating on the team...Appeared in his 200th NHL game, Apr. 6 at St. Louis...Posted a single-game career-high with 27 penalty minutes on Nov. 24 vs. Los Angeles. **2003-04:** Led the Panthers in penalty minutes with 158. **2002-03:** Split the season between Florida and Phoenix after being traded, Mar. 8...Recorded 97 penalty minutes in 28 games. **2001-02:** Split the season between Phoenix and Atlanta after being dealt Mar. 19...Combined for 141 penalty minutes in 34 games with the Thrashers and Coyotes ranking him third among NHL rookies.

REGULAR SEASON													PLAYOFFS				
SEASON	TEAM	LEAGUE	GP	G	A	PTS	+/-	PIM	PPG	SHG	GWG	GP	G	A	PTS	PIM	
1997-98	Dauphin	MJHL	58	12	21	33	-	279	-	-	-	-	-	-	-	-	
1998-99	Saskatoon	WHL	66	3	2	5	-	246	-	-	-	-	-	-	-	-	
1999-00	Saskatoon	WHL	63	6	8	14	-	269	-	-	-	11	4	2	6	43	
2000-01	Atlanta	NHL	11	0	0	0	-3	38	0	0	0	-	-	-	-	-	
	Orlando	IHL	69	7	3	10	-2	369	3	0	1	16	3	3	6	41	
2001-02	Atlanta	NHL	33	1	1	2	-5	127	0	0	0	-	-	-	-	-	
	Chicago	AHL	34	5	4	9	2	127	0	0	1	-	-	-	-	-	
2001-02	Phoenix	NHL	1	0	0	0	0	14	0	0	0	-	-	-	-	-	
2002-03	Phoenix	NHL	25	0	0	0	-1	82	0	0	0	-	-	-	-	-	
	Springfield	AHL	22	1	3	4	-3	38	0	0	0	-	-	-	-	-	
	Florida	NHL	3	0	0	0	-1	15	0	0	0	-	-	-	-	-	
2003-04	Florida	NHL	57	3	1	4	-10	158	0	0	1	-	-	-	-	-	
2005-06	Nashville	NHL	74	7	6	13	9	163	0	0	1	-	-	-	-	-	
2006-07	Nashville	NHL	53	1	3	4	-2	90	0	0	0	2	0	0	0	0	
2007-08	Nashville	NHL	45	1	2	3	-1	60	0	0	1	5	0	0	0	2	
2008-09	Vancouver	NHL	73	4	1	5	1	109	0	0	0	10	1	0	1	14	
2009-10	Vancouver	NHL	56	1	1	2	-7	142	0	0	0	-	-	-	-	-	
FLORIDA TOTALS:			60	3	1	4	-11	173	0	0	1	-	-	-	-	-	
NHL Totals			431	18	15	33	-20	998	0	0	3	17	1	0	1	16	

First NHL Game: 1/12/01 vs. Montreal

First NHL Goal/Point: 12/21/01 at Carolina

First NHL Assist: 12/28/01 vs. Toronto

Most Goals, Game: 1, (18 times), Last: 11/5/09 vs. Minnesota

Most Assists, Game: 2, 12/27/05 at Calgary

Most Points, Game: 2, (2 times), Last: 12/27/05 at Calgary

Most Penalty Minutes, Game: 27, 11/34/05 vs. Los Angeles

MILESTONES



KULIKOV vs. NHL:

Team	GP	G	A	PTS	PIM
Anaheim	1	0	0	0	0
Atlanta	5	0	1	1	2
Boston	3	0	1	1	0
Buffalo	4	0	0	0	2
Calgary	1	0	0	0	2
Carolina	5	0	1	1	4
Chicago	2	0	0	0	2
Colorado	2	0	1	1	2
Columbus	1	0	0	0	0
Dallas	1	0	0	0	0
Detroit	1	0	0	0	0
Edmonton	1	0	1	1	0
Florida					
Los Angeles	1	0	0	0	0
Minnesota	1	0	0	0	0
Montreal	2	0	0	0	2
Nashville	2	0	0	0	4
New Jersey	3	0	1	1	2
NY Islanders	4	0	0	0	2
NY Rangers	3	0	0	0	0
Ottawa	3	0	1	1	0
Philadelphia	3	0	1	1	0
Phoenix	1	0	0	0	0
Pittsburgh	3	0	0	0	2
San Jose	1	0	0	0	2
St. Louis	1	0	0	0	0
Tampa Bay	4	0	2	2	2
Toronto	3	2	0	2	2
Vancouver	1	0	0	0	0
Washington	5	1	3	4	2
NHL TOTALS	68	3	13	16	34



DMITRY KULIKOV

7

(dih-MEE-tree kool-YIH-kawf)

DEFENSE · Shoots Left · 6-1, 183 · Born 10/29/90 in Lipetsk, Russia

AT A GLANCE: Recorded 13 assists on season, most among rookie defensemen in franchise history.

HOW ACQUIRED: Florida's first choice (14th overall) in the 2009 NHL Entry Draft.

2009-10: Completed his first NHL season, first with Florida...Compiled 16 points (3-13) in 68 games as a rookie...13 assists are most among rookie defensemen in franchise history...Recorded first two-goal game of his NHL career Nov. 27 vs. Toronto...Had first multi-point game (including first NHL goal) on Nov. 7 at Washington...Picked up assists in three straight games (Oct. 10-Oct. 16)...Recorded his first NHL point (assist) and first as a Panther Oct. 10 vs. New Jersey...Made his NHL debut Oct. 2 at Chicago in Helsinki.

CAREER: 2008-09: In only his first year with Drummondville, Kulikov led all defensemen with 62 points (12-50-62) in 57 games and was named the 2008-09 Defensive Rookie of the Year, the Rookie of the Year, the Best Professional Prospect and Defenseman of the Year by the Quebec Major Junior Hockey League.

INTERNATIONAL: 2010: Skated in nine games for Russia at World Championships in Germany, picking up two assists in helping Russia to silver medal. **2009:** Member of Team Russia at the 2009 World Junior Championships, he recorded four assists (0-4-4) helping Russia win the bronze medal. **2008:** Represented Russia again at the Under-18 World Championships winning a silver medal. **2007:** Represented Russia at the Under-18 World Championships winning a gold medal.

REGULAR SEASON

SEASON	TEAM	LEAGUE	GP	G	A	PTS	+/-	PIM	PPG	SHG	GWG
2008-09	Drummondville	QMJHL	57	12	50	62	-	46	-	-	-
2009-10	Florida	NHL	68	3	13	16	-5	32	1	0	0
	FLORIDA TOTALS:		68	3	13	16	-5	32	1	0	0
	NHL Totals		68	3	13	16	-5	32	1	0	0

PLAYOFFS

GP	G	A	PTS	PIM
19	2	18	20	16
-	-	-	-	-
-	-	-	-	-
-	-	-	-	-

First NHL Game: 10/2/09 at Chicago
First NHL Goal: 11/7/09 at Washington
First NHL Assist/Point: 10/10/09 vs New Jersey
Most Goals, Game: 2, 11/27/09 vs Toronto


Most Assists, Game: 1, (13 times) Last: 4/10/10 at Tampa
Most Points, Game: 2, (2 times) Last: 11/27/09 vs Toronto
Most Penalty Minutes, Game: 4, 11/28/09 at Nashville

MILESTONES



MATTHIAS vs. NHL:

Team	GP	G	A	PTS	PIM
Anaheim	1	0	0	0	0
Atlanta	6	0	1	1	2
Boston	4	0	1	1	0
Buffalo	3	0	0	0	0
Calgary	2	0	0	0	0
Carolina	6	2	1	3	0
Chicago	2	0	0	0	0
Colorado	1	0	0	0	0
Columbus	1	0	0	0	2
Dallas	-	-	-	-	-
Detroit	-	-	-	-	-
Edmonton	2	0	0	0	0
Florida	-	-	-	-	-
Los Angeles	-	-	-	-	-
Minnesota	1	0	0	0	0
Montreal	3	2	1	3	0
Nashville	2	0	0	0	0
New Jersey	5	1	1	2	2
NY Islanders	4	0	0	0	2
NY Rangers	6	0	1	1	0
Ottawa	5	1	0	1	0
Philadelphia	2	0	1	1	0
Phoenix	1	0	0	0	0
Pittsburgh	3	0	0	0	2
San Jose	1	1	1	2	0
St. Louis	-	-	-	-	-
Tampa Bay	4	0	1	1	0
Toronto	4	0	1	1	0
Vancouver	2	0	1	1	2
Washington	4	2	0	2	2
NHL TOTALS	75	9	11	20	14



SHAWN MATTHIAS

18

(SHAWN muh-TIGH-uhs)

CENTER · Shoots Left · 6-4, 225 · Born 2/19/88 in Mississauga, Ontario

AT A GLANCE: Matthias scored the 2009-10 Panthers' lone penalty shot goal on January 26 vs. Montreal.

HOW ACQUIRED: Traded from Detroit to Florida along with a 2nd round selection in the 2007 NHL Entry Draft in exchange for Todd Bertuzzi on February 27, 2007.

2009-10: Completed his third NHL season, third with Florida...Posted points in consecutive games (Apr. 3 - Apr. 8) (1-2-3)...Netted game-tying goal and assisted on game-winner Mar. 13 at San Jose...Recorded second two-goal game of career (one penalty shot, one GWG) Jan. 26 vs. Montreal...Recalled from Rochester (AHL) for final time on Jan. 13...Registered 13 points (6-7-13) along with 12 PIM in 27 games with Rochester...Scored first goal of the season Oct. 9 at Carolina.

CAREER: 2008-09: Assisted on two goals in 16 NHL games with the Florida Panthers...Received four NHL recalls...Totalled 20 points (10-10-20) and 16 PIM in 61 games in his rookie season with the Amerks...Registered an assist in his first game back in the lineup vs. Manitoba on Mar. 18 after missing five games with an injury (Mar. 07-Mar. 15)...Notched two points (1-1) and was plus-2 at Hamilton on Feb. 27...Had a four-game point streak (2-2) from Feb. 8 to Feb. 13...Notched three points (2-1) vs. Hamilton Jan. 11...Received his first NHL recall of the season on Oct. 30 and played that night for the Panthers...Scored his first goal as an Amerk, his first of the season, against Quad City on Oct. 24...Made his Amerks debut on Oct. 10 vs. Syracuse. **2007-08:** Scored the first two goals of his NHL career on Jan. 19 vs. Washington...Made his NHL debut against New Jersey Jan. 18...Scored a goal at the 2008 OHL All-Star Game as a member of the East...Completed his fourth season with Belleville, recording an OHL career-best 79 points (32-47-79) and a plus-21 rating in only 53 games to finish third on the team...Led the team, averaging 1.49 points per game. **2006-07:** Tallied an OHL career-best 38 regular season goals and 13 postseason goals for 73 points and 18 points, respectively...Finished third on the team in scoring after notching 73 points (38-35-73) and a plus-11 rating...Finished second on the team in postseason scoring with 18 points (13-5-18)...Was one of four players to average a point per game...Finished 19th among the OHL's top scorers. **2005-06:** Racked up 34 points (13--21-34) and 42 PIM in his second season with Belleville. **2004-05:** Had two points (1-1) and 15 PIM in his rookie season with Belleville.

INTERNATIONAL: 2008: Registered five points (3+2) to lead Team Canada to the IIHF World Junior Championship Gold Medal.

REGULAR SEASON

SEASON	TEAM	LEAGUE	GP	G	A	PTS	+/-	PIM	PPG	SHG	GWG
2004-05	Belleville	OHL	37	1	1	2	-14	15	1	0	-
2005-06	Belleville	OHL	67	13	21	34	-9	42	2	1	-
2006-07	Belleville	OHL	64	38	35	73	11	61	12	2	-
2007-08	Florida	NHL	4	2	0	2	-2	2	1	0	0
	Belleville	OHL	53	32	47	79	21	50	11	5	-
	Canada	WJC-A	7	3	1	4	-	4	-	-	-
2008-09	Florida	NHL	16	0	2	2	-3	2	0	0	0
	Rochester	AHL	61	10	10	20	-34	16	2	1	2
2009-10	Rochester	AHL	27	6	7	13	4	12	0	0	0
	Florida	NHL	55	7	9	16	-3	10	0	0	2
	FLORIDA TOTALS		75	9	11	20	-8	14	1	0	2
	NHL TOTALS		75	9	11	20	-8	14	1	0	2

PLAYOFFS

GP	G	A	PTS	PIM
3	0	0	0	0
6	3	0	3	2
15	13	5	18	10
-	-	-	-	-
5	5	1	6	2
-	-	-	-	-
-	-	-	-	-
-	-	-	-	-
7	2	5	7	7
-	-	-	-	-
-	-	-	-	-

First NHL Game: 1/18/08 at New Jersey
First NHL Goal/Point: 1/19/08 at Washington
First NHL Assist: 12/14/08 at Vancouver
Most Goals, Game: 2, (2 times) Last: 1/26/10 vs Montreal

Most Assists, Game: 1, (11 times) Last: 4/11/10 vs Tampa
Most Points, Game: 2, (3 times) Last: 3/13/10 at San Jose
Most Penalty Minutes, Game: 2, (7 times) Last: 3/16/10 vs Washington


MILESTONES



McARDLE vs. NHL:

Team	GP	G	A	PTS	PIM
Anaheim.....
Atlanta.....
Boston.....	2.....	0.....	0.....	0.....	2.....
Buffalo.....	2.....	0.....	0.....	0.....	0.....
Calgary.....
Carolina.....	1.....	0.....	0.....	0.....	0.....
Chicago.....
Colorado.....
Columbus.....
Dallas.....	1.....	0.....	0.....	0.....	2.....
Detroit.....	1.....	0.....	0.....	0.....	0.....
Edmonton.....
Florida.....
Los Angeles.....	1.....	0.....	0.....	0.....	7.....
Minnesota.....
Montreal.....	1.....	0.....	0.....	0.....	0.....
Nashville.....	1.....	0.....	0.....	0.....	10.....
New Jersey.....
NY Islanders.....	1.....	0.....	0.....	0.....	0.....
NY Rangers.....	2.....	0.....	1.....	1.....	0.....
Ottawa.....	1.....	0.....	0.....	0.....	5.....
Philadelphia.....
Phoenix.....
Pittsburgh.....	1.....	0.....	0.....	0.....	0.....
San Jose.....
St. Louis.....	1.....	0.....	0.....	0.....	0.....
Tampa Bay.....
Toronto.....	2.....	1.....	0.....	1.....	0.....
Vancouver.....
Washington.....	4.....	0.....	1.....	1.....	5.....

NHL TOTALS.....22.....1.....2.....3.....31



KENNDAL McARDLE 15

(KEHN-dahl muh-KAHR-duhl)

LEFT WING · Shoots Left · 5-11, 200 · Born 1/4/87 in Toronto, Ontario

AT A GLANCE: McArdle scored his first career NHL goal January 23 against Toronto.

HOW ACQUIRED: Florida's first choice (20th overall) in the 2005 NHL Entry Draft.

2009-10: Completed second NHL season, second with Florida...Netted his first career NHL goal in his first game back from injury vs. Toronto on Jan. 23...Notched his first career NHL point (assist) Nov. 7 at Washington...Played in his first game of the season with the Panthers Oct. 28 vs. Ottawa collecting three hits...Registered 8 points (3-5-8) with 63 PIM in 18 games with Rochester (AHL) this season.

CAREER: 2008-09: Skated in three NHL games with the Florida Panthers...Finished his second season in Rochester with 24 points (12-12-24) and 79 PIM in 58 games...Named the 2008-09 Connors & Ferris Comeback Player of the Year...Scored the Amerks' lone goal in a 4-1 loss at Syracuse on Mar. 14...Returned to the lineup against Toronto on Mar. 13 after missing the last 21 games with an injury...Collected two points (1-1) at Providence on Jan. 18...Had a three-game point streak (1-2) from Dec. 13 to Dec. 19...Scored the Amerks' lone goal in a 1-0 win over Syracuse on Dec. 14 to earn second star honors...Named an alternate captain on Dec. 5...Logged 5:26 of ice time in his NHL debut in Florida's 5-3 win over Washington on Dec. 2...Received his first National Hockey League recall of his career on Dec. 1...Had a five-game point streak (2-3) from Oct. 26-Nov. 8...Scored a goal against Houston on Nov. 8 to earn second star honors...Notched two points (1-1) against Quad City on Oct. 24 to earn second star honors...Picked up his first point of the season with an assist at Manitoba on Oct. 18...Made season debut against Syracuse on Oct. 10. **2007-08:** Had 10 points and 31 PIM in his first pro season with the Amerks...Picked up four points (2-2) and 26 PIM in six games with the Florida Everblades (ECHL)...Named the 2008 Connors and Ferris Comeback Player of the Year...Missed 10 games (Feb. 9-Mar. 2) with an injury...Recorded two points (1-1) against Manchester on Jan. 11...Made his return to the lineup against Manchester on Nov. 30 after missing the past 16 games with a broken jaw...Missed 16 games with an injury (Oct. 17-Nov. 23)...Tallied his first professional goal against Tuukka Rask of Providence on Oct. 13...Picked up an assist in his professional and Amerk debut against Syracuse on Oct. 5. **2006-07:** Completed his fourth year in the WHL, splitting time between Moose Jaw and Vancouver...Tallied 20 points in 26 games with Moose Jaw before being dealt to Vancouver on Nov. 30...Recorded 22 points and 54 PIM in 37 games with Vancouver...Helped lead the Giants to the Memorial Cup title in May scoring two goals and adding two assists in five games during the tournament. **2005-06:** Was the Warriors' first pick in the 2002 WHL Bantam Draft (sixth overall)...Won a gold medal with Canada at the World Junior Championships. **2004-05:** Played in the 2005 CHL/NHL Top Prospects Game. 2003-04: Netted his first WHL goal on Nov. 14.

REGULAR SEASON												PLAYOFFS				
SEASON	TEAM	LEAGUE	GP	G	A	PTS	+/-	PIM	PPG	SHG	GWG	GP	G	A	PTS	PIM
2002-03	Burnaby	MINOR BC	30	1	9	10	-	131	-	-	-	-	-	-	-	-
	Moose Jaw	WHL	2	0	0	0	-	0	-	-	-	-	-	-	-	-
2003-04	Moose Jaw	WHL	54	8	8	16	-	57	-	-	-	10	1	0	1	6
2004-05	Moose Jaw	WHL	70	37	37	74	-4	122	17	2	-	5	1	0	1	16
2005-06	Moose Jaw	WHL	72	28	43	71	23	135	8	2	-	22	6	10	16	43
2006-07	Moose Jaw	WHL	26	10	10	20	-5	75	6	2	2	-	-	-	-	-
	Vancouver	WHL	37	9	13	22	2	54	2	0	2	22	11	9	20	49
	Canada	WJC-A	6	0	0	0	-	0	-	-	-	-	-	-	-	-
2007-08	Rochester	AHL	36	5	5	10	-17	31	2	1	-	-	-	-	-	-
	Florida Everblades	ECHL	6	3	1	4	1	26	1	0	0	3	0	0	0	2
2008-09	Florida	NHL	3	0	0	0	-1	2	0	0	0	-	-	-	-	-
	Rochester	AHL	58	12	12	24	-4	79	2	1	1	-	-	-	-	-
2009-10	Rochester	AHL	18	3	5	8	4	63	0	0	0	-	-	-	-	-
	Florida	NHL	19	1	2	3	-4	29	0	0	0	-	-	-	-	-
	FLORIDA TOTALS		22	1	2	3	-5	31	0	0	0	-	-	-	-	-
	NHL TOTALS		22	1	2	3	-5	31	0	0	0	-	-	-	-	-

First NHL Game: 12/2/08 at Washington
First NHL Goal: 1/23/10 vs Toronto
First NHL Assist/Point: 11/7/09 at Washington
Most Goals, Game: 1, 1/23/10 vs Toronto

Most Assists, Game: 1, (2 times) Last: 11/21/09 at NY Rangers
Most Points, Game: 1, (3 times) Last: 1/23/10 vs Toronto
Most Penalty Minutes, Game: 10, 11/28/09 at Nashville

MILESTONES



McCABE vs. NHL:

Team	GP	G	A	PTS	PIM
Anaheim	23	1	6	7	29
Atlanta	38	7	15	22	44
Boston	66	8	30	38	61
Buffalo	44	6	18	24	122
Calgary	33	7	11	18	53
Carolina	50	7	19	26	71
Chicago	22	2	1	3	16
Colorado	22	3	4	7	33
Columbus	8	2	3	5	22
Dallas	23	1	6	7	40
Detroit	28	3	12	15	50
Edmonton	29	3	8	11	53
Florida	45	6	19	25	87
Los Angeles	21	2	5	7	56
Minnesota	6	0	3	3	10
Montreal	65	11	23	34	82
Nashville	18	2	5	7	25
New Jersey	49	3	9	12	67
NY Islanders	39	4	16	20	63
NY Rangers	49	4	12	16	67
Ottawa	62	8	23	31	89
Philadelphia	51	6	29	35	108
Phoenix	20	4	5	9	40
Pittsburgh	46	9	18	27	119
San Jose	23	4	5	9	34
St. Louis	27	3	11	14	43
Tampa Bay	52	6	13	19	82
Toronto	19	3	5	8	7
Vancouver	21	2	7	9	44
Washington	50	11	21	32	81

NHL TOTALS .1068 .138.362 .500.1698



BRYAN McCABE

24

(BRIGH-uhn muh-KAYB)

DEFENSE · Shoots Left · 6-2, 220 · Born 6/8/75 in St. Catharines, Ontario

AT A GLANCE: McCabe has played in 1,068 NHL games in his career, which ranks seventh among active NHL defensemen.

HOW ACQUIRED: Traded from Toronto to Florida on Sept. 2, 2008 along with a fourth round draft selection in the 2010 NHL entry draft in exchange for Mike Van Ryn.

2009-10: Completed his fifteenth NHL season, second with Florida...Served as team captain for his first season with the Panthers...One of four Panthers (Ballard, Frolik, Reinprecht) to play in all 82 games in 2009-10 season...Named team's Defensive Player of the Year...Paced the Panthers in time on ice (23:19)...Second on the team in assists (35)...Tied for third on the team in points (43)...Fourth on the team in PIM (83)...Registered 500th point of NHL career with an assist Apr. 10 at Tampa Bay...Had a five game point streak (1-9-10) spanning from Feb. 13-Mar. 9...Named NHL's Third Star of the Week (Mar. 1-7) after recording 8 points (1-7-8) and a plus-3 rating for the week...Recorded three assists Mar. 6 vs. Carolina...Recorded the 350th assist of his NHL career Mar. 3 vs. Philadelphia...Played in 1,000th career NHL game Nov. 6 vs. Washington.

CAREER: 2008-09: Completed his 14th NHL season, first with Florida where he served as team's Alternate Captain...Tied for 9th in the NHL among defensemen in goals (15-Bouwmeester, FLA)...Tied for 29th in the NHL among defensemen in points (39-Liles, Colorado)...Recorded a goal and an assist April 11 vs. Washington...Netted a goal and added an assist Mar. 31 vs. Ottawa...Missed three games with fractured orbital bone retroactive to Mar. 7...Had a four-game point streak (2-5-7) snapped Mar. 5...Scored a goal and added three assists Mar. 1 vs. Washington tying a career-high points in a game...Notched two assists Feb. 5 vs. NY Islanders...Scored the overtime game-winner Feb. 3 at Toronto...Recorded a goal and an assist Jan. 3 at Pittsburgh...Had a six-game points scoring streak (3-5-8) snapped Nov. 24 vs. Carolina...Notched two assists Nov. 21 at Boston...Scored a pair of goals Nov. 18 at Tampa Bay...Scored his first goal (GWG) as a Panther Nov. 12 vs. Tampa Bay...Placed on injured reserve (Back,

REGULAR SEASON												PLAYOFFS				
SEASON	TEAM	LEAGUE	GP	G	A	PTS	+/-	PIM	PPG	SHG	GWG	GP	G	A	PTS	PIM
1991-92	Medicine Hat	WHL	68	6	24	30	-	157	-	-	-	4	0	0	0	6
1992-93	Medicine Hat	WHL	14	0	13	13	-	83	-	-	-	-	-	-	-	-
	Spokane	WHL	46	3	44	47	-	134	-	-	-	6	1	5	6	28
1993-94	Spokane	WHL	64	22	62	84	-	218	-	-	-	3	0	4	4	4
	Canada	WJC-A	7	0	0	0	-	6	-	-	-	-	-	-	-	-
1994-95	Spokane	WHL	42	14	39	53	-	115	-	-	-	-	-	-	-	-
	Brandon	WHL	20	6	10	16	-	38	-	-	-	18	4	13	17	59
	Brandon	MEM CUP	4	3	4	7	-	6	-	-	-	-	-	-	-	-
	Canada	WJC-A	7	3	9	12	-	4	-	-	-	-	-	-	-	-
1995-96	NY Islanders	NHL	82	7	16	23	-24	156	3	0	1	-	-	-	-	-
1996-97	NY Islanders	NHL	82	8	20	28	-2	165	2	1	2	-	-	-	-	-
	Canada	WC-A	11	0	2	2	-	10	-	-	-	-	-	-	-	-
1997-98	NY Islanders	NHL	56	3	9	12	9	145	1	0	0	-	-	-	-	-
	Vancouver	NHL	26	1	11	12	10	64	0	1	0	-	-	-	-	-
	Canada	WC-A	6	1	2	3	-	4	-	-	-	-	-	-	-	-
1998-99	Vancouver	NHL	69	7	14	21	-11	120	1	2	0	-	-	-	-	-
	Canada	WC-A	10	1	3	4	-	10	-	-	-	-	-	-	-	-
1999-00	Chicago	NHL	79	6	19	25	-8	139	2	0	2	-	-	-	-	-
2000-01	Toronto	NHL	82	5	24	29	16	123	3	0	2	11	2	3	5	16
2001-02	Toronto	NHL	82	17	26	43	16	129	8	0	1	20	5	5	10	30
2002-03	Toronto	NHL	75	6	18	24	9	135	3	0	1	7	0	3	3	10
2003-04	Toronto	NHL	75	16	37	53	22	86	8	0	2	13	3	5	8	14
2004-05	HV 71	SWE	10	1	0	1	-	30	-	-	-	-	-	-	-	-
2005-06	Toronto	NHL	73	19	49	68	-1	116	13	0	6	-	-	-	-	-
	Canada	OLY	6	0	0	0	-	18	-	-	-	-	-	-	-	-
2006-07	Toronto	NHL	82	15	42	57	3	115	11	0	1	-	-	-	-	-
2007-08	Toronto	NHL	54	5	18	23	-2	81	4	0	2	-	-	-	-	-
2008-09	Toronto	NHL	69	15	24	39	-1	41	8	0	3	-	-	-	-	-
2009-10	Florida	NHL	82	8	35	43	-4	83	3	0	1	-	-	-	-	-
FLORIDA TOTALS:			151	23	59	82	-5	124	11	0	4					
NHL TOTALS:			1068	138	362	500	32	1698	70	4	24	51	10	16	26	70

First NHL Game: 10/7/95 at Boston
First NHL Goal/Point: 10/31/95 at Florida
First NHL Assist: 11/16/95 at Los Angeles
Most Goals, Game: 2, (11 times) Last: 1/5/10 at Toronto

Most Assists, Game: 4, (2 times) Last: 10/14/05 at Atlanta
Most Points, Game: 4, (6 times) Last: 3/3/10 vs Philadelphia
Most Penalty Minutes, Game: 22 (2 times), Last: 12/17/97 vs. Buffalo

MILESTONES


BRYAN MCCABE (CONTINUED)

10/11-11/06)...Recorded his first point as a Panther with an assist Oct. 10 at Carolina. **2007-08:** Tied career-high with four points (1-3-4), including 300th career NHL assist, Mar. 6 at Boston.... Played 900th career NHL game Feb. 27 at Florida... Registered a season-high four-game point-streak (1-4-5) Nov. 13 - Nov. 20...Collected 400th career NHL point (GWG) Nov. 9 at Buffalo...Registered 1500th career PIM Oct. 13 vs. Pittsburgh. **2006-07:** Ranked 10th among NHL defensemen in scoring with 57 points...Ranked sixth in the NHL in average ice-time (26:49)...Led Toronto with 115 PIM...Registered a career-high and team-high nine-game point-streak (4-9-13) Nov. 6 - 25...Scored 100th career NHL goal Nov. 16 at Boston...Played 800th career NHL game and collected three points (2-1-3) Nov. 11 vs. Montreal. **2005-06:** Set a career-high in goals (19), assists (49), points (68), PP goals (13), PP assists (32) and PP points (45)...Ranked third among NHL defensemen in scoring...Ranked first on the team in PIM...Ranked first in the NHL in average ice time (28:17)... Ranked first on Toronto with six GWG...Named NHL Offensive Player of the Week with seven points (3-4-7) Nov. 20...Tied career-high in assists and points (4) Nov. 14 at Atlanta...Named NHL Defensive Player of the Week with eight points (1-7-8) Oct. 16. **2003-04:** Named to the NHL Second All-Star Team...Finished fourth in Norris Trophy voting...Ranked third among NHL defensemen in goals (16), fourth in points (53), fifth in assists (37) and fifth in PPG (8)...Led all NHL defensemen during the playoffs with three goals and fifth in points with eight...Played 50th career NHL playoff game May 2 at Philadelphia...Played 700th career NHL game and collected an assist Mar. 16 vs. Boston...Registered a career-high four assists Feb. 5 at Ottawa. **2002-03:** Played 600th career NHL game Jan. 24 at Buffalo...Registered 200th career NHL point Dec. 7 vs. New Jersey. **2001-02:** Ranked seventh in the NHL in hits (250)...Ranked second among NHL defensemen in goals (17)...Registered a career-high four points (2-2-4) Dec. 11 vs. Phoenix...Played 500th career NHL game Nov. 24 vs. Boston. **2000-01:** Finished 1st on Toronto in plus/minus (+16)...Played 400th career NHL game Oct. 19 at Edmonton. **1999-00:** Registered 100th career NHL point Nov. 5 at Nashville...Made Chicago debut Oct. 4 at San Jose. **1998-99:** Played 300th career NHL game Mar. 13 at Los Angeles...Played 246 consecutive games before missing the season opener Oct. 12. **1997-98:** Set a career-high in PIM (209)...Acquired by Vancouver along with Todd Bertuzzi and a third round choice in 1998 NHL Entry Draft (Jarkko Ruutu) from the NY Islanders in exchange for Trevor Linden Feb. 6...Finished first on Vancouver in plus/minus (+19) and second in PIM...Was named the sixth captain in NY Islanders history Sept. 9. **1996-97:** Finished second among NY Islanders defensemen in points (28). **1995-96:** Played all 82 games for the NY Islanders in first NHL season. Finished second on the team in PIM (156). **NHL ENTRY DRAFT:** New York Islanders second round pick (40th overall) in the 1993 NHL Entry Draft.

INTERNATIONAL 2006: Represented Team Canada in the Olympics and played in six games and recorded 18 PIM. **1999:** Represented Team Canada in the World Championship...Scored one goal and three assists in 10 games. **1998:** Represented Team Canada in the World Championship...Scored one goal and two assists in six games. **1997:** Represented Team Canada in the World Championship...Posted two assists in 11 games.







OLESZ vs. NHL:

Team	GP	G	A	PTS	PIM
Anaheim	3	0	0	0	2
Atlanta	30	4	6	10	10
Boston	10	2	5	7	6
Buffalo	13	3	5	8	4
Calgary	3	2	0	2	2
Carolina	26	2	6	8	4
Chicago	4	1	0	1	0
Colorado	4	0	1	1	0
Columbus	3	3	1	3	2
Dallas	4	1	0	1	2
Detroit	4	1	0	1	0
Edmonton	2	0	0	0	2
Florida					
Los Angeles	3	0	1	1	2
Minnesota	4	0	0	0	0
Montreal	13	0	0	0	8
Nashville	4	1	2	3	0
New Jersey	15	4	2	6	0
NY Islanders	16	3	5	8	6
NY Rangers	17	3	4	7	2
Ottawa	13	4	6	10	4
Philadelphia	15	2	3	5	2
Phoenix	2	0	0	0	2
Pittsburgh	15	4	4	8	4
San Jose	4	0	0	0	4
St. Louis	4	0	0	0	2
Tampa Bay	28	4	5	9	6
Toronto	15	4	4	8	12
Vancouver	2	0	0	0	0
Washington	29	4	4	8	16

NHL TOTALS...305...51...64.115...104



ROSTISLAV OLESZ 85

(RA-stih-slahv OH-lesh)

LEFT WING · Shoots Left · 6-1, 214 · Born 10/10/85 in Bilovec, Czech Republic

AT A GLANCE: Olesz ranked third on the Panthers with 178 shots on goal and was fourth in shots per game with 2.28.

HOW ACQUIRED: Florida's first choice (7th overall) in the 2004 NHL Entry Draft. Signed a six-year contract extension on June 30, 2008.

2009-10: Completed his fifth NHL season, fifth with Florida...Ranked third on the team in shots on goal (178)...Second in takeaways (48)... Played in his 300th career NHL game Mar. 29 vs. Nashville...Recorded his 50th career NHL goal Jan. 16 vs. Tampa Bay...Had a three game point streak from Jan. 14-Jan. 18 (3-1-4)...Netted his second game-winning goal of the season Jan. 3 vs. Pittsburgh...Recorded three points including the game-winner (1-2-3) Dec. 18 vs. Carolina...Recorded his 100th career NHL point (assist) Dec. 12 at Pittsburgh...Recorded regulation goal and shootout game-winning goal Oct. 30 at Dallas...Recorded his 50th career NHL assist Oct. 16 vs. Philadelphia.

CAREER: 2008-09: Completed his fourth NHL season, fourth with Florida...Notched a goal Mar. 21 vs. Columbus...Placed on injured reserve (Groin, Dec. 4-Mar. 13)...Recorded his first goal of the season Oct. 22 at Ottawa...Recorded his first point of the season with an assist Oct. 18 vs. NY Islanders. **2007-08:** Completed his third NHL season, third with Florida...Recorded a NHL career-high 14 goals... Notched two assists Mar. 8 vs. Atlanta... Had a goal and an assist Feb. 21 vs. Boston...Notched a pair of assists and posted a plus-3 rating Dec. 20 vs. Carolina... Scored a pair of goals and tallied an assist Nov. 21 at Columbus...Missed 14 games with a wrist injury (10/20-11/18)...Scored the GWG Oct. 11 vs. New Jersey. **2006-07:** Completed his second NHL season, second with Florida...Set NHL career-highs in goals (11), assists (19) and points (30)...Posted two assists Mar. 22 vs. Ottawa...Scored a goal and an assist Mar. 17 vs. NY Islanders...Recorded two assists Feb. 27 at Washington...Recorded two goals Jan. 27 vs. New Jersey...Scored two goals (first multi-goal game) Jan. 4 at Calgary...Notched a goal and an assist Dec. 27 vs. Philadelphia...Scored GWG and had an assist Dec. 21 vs. NY Rangers...Had a goal and assist Nov. 2 vs. Toronto. **2005-06:** Completed his first NHL season...Scored a SHG and added a pair of assists Mar. 8 vs. Ottawa...Missed five games with a bruised shoulder (1/12-1/25)...Picked up a goal and an assist Dec. 22 vs. Buffalo...Missed 17 games with a sprained MCL (10/17-11/25)...Scored his first NHL goal Oct. 10 at NY Islanders...Recorded his first professional point with an assist Oct. 7 vs. Tampa Bay...Made his NHL debut Oct. 5 vs. Atlanta. **2004-05:** Set a career-high in games played (47) and points (13), while with HC Sparta Praha (Czech)...Tied a career-high for most goals in a season (6)...Skated in five postseason games and notched a postseason career-high with two assists. **2003-04:** Completed fourth season with HC Vitkovice (Czech), going 1-11-12 with 10 PIM in 35 games...Set a career-high in assists (11) and points (12)...Notched a postseason career-high in goals (2), assists (1), points (3), games played (6), and PIM (4). **2002-03:** Set a career-high in games played (40), goals (6), assists (3), points (9), and PIM (41)...Debuted in first career postseason with 2 PIM in five games. **2001-02:** Concluded second season with HC Vitkovice (Czech), notching first career goal and set career-highs in assists (2) and points (3) in 11 games. **2000-01:** Professional debut with HC Vitkovice, posting first career point (assist) and appeared in three games...Beat Jaromir Jagr's record to become the youngest to compete in the Czech Extraliga.

INTERNATIONAL: 2007: Represented Team Czech Republic in the 2007 IIHF World Championships in Russia...Scored five points (2-3-5) in seven games. **2006:** Represented the Czech Republic in the 2006 Winter Olympics in Torino where he earned a Bronze Medal. **2005:** Appeared in the 2005 World Junior Championship (Czech Republic), going 7-3-10 with 12 PIM in seven games.

REGULAR SEASON												PLAYOFFS				
SEASON	TEAM	LEAGUE	GP	G	A	PTS	+/-	PIM	PPG	SHG	GWG	GP	G	A	PTS	PIM
2000-01	Vitkovice	HC Czech	3	0	1	1	-	0	-	-	-	-	-	-	-	-
2001-02	Vitkovice	HC Czech	11	1	2	3	-	0	-	-	-	-	-	-	-	-
2002-03	Vitkovice	HC Czech	40	6	3	9	-	41	-	-	-	5	0	0	0	2
2003-04	Vitkovice	HC Czech	35	1	11	12	-	10	-	-	-	6	2	1	3	4
2004-05	Sparta Praha	Czech	47	6	7	13	-	12	-	-	-	5	0	2	2	0
	Czech Republic	WC	7	7	3	10	-	12	-	-	-	-	-	-	-	-
2005-06	Florida	NHL	59	8	13	21	-4	24	0	1	3	-	-	-	-	-
	Czech Republic	OLY	8	0	0	0	2	2	-	-	-	-	-	-	-	-
2006-07	Florida	NHL	75	11	19	30	2	28	2	0	2	-	-	-	-	-
	Rochester	AHL	4	1	2	3	1	4	1	0	0	-	-	-	-	-
	Czech Republic	WC	7	2	3	5	2	4	1	1	0	-	-	-	-	-
2007-08	Florida	NHL	56	14	12	26	3	16	5	0	2	-	-	-	-	-
2008-09	Florida	NHL	37	4	5	9	-5	8	0	0	0	-	-	-	-	-
2009-10	Florida	NHL	78	14	15	29	-4	28	3	0	3	-	-	-	-	-
	FLORIDA TOTALS:		305	51	64	115	-8	104	10	1	10	-	-	-	-	-
	NHL TOTALS:		305	51	64	115	-8	104	10	1	10	-	-	-	-	-

First NHL Game: 10/5/05 vs. Atlanta
First NHL Goal: 10/10/05 at NY Islanders
First NHL Assist/Point: 10/7/05 vs. Tampa Bay
Most Goals, Game: 2, (5 times) Last: 1/16/10 vs Tampa Bay
Most Assists, Game: 2, (9 times) Last: 12/18/09 vs Carolina
Most Points, Game: 3, (3 times) Last: 12/18/09 vs Carolina
Most Penalty Minutes, Game: 6, 1/30/06 vs. Toronto


MILESTONES



REASONER vs. NHL:

Team	GP	G	A	PTS	PIM
Anaheim	23	4	5	9	12
Atlanta	8	0	3	3	2
Boston	16	1	4	5	10
Buffalo	16	2	2	4	6
Calgary	40	3	6	9	33
Carolina	19	5	3	8	4
Chicago	24	5	6	11	14
Colorado	33	5	11	16	20
Columbus	23	2	5	7	16
Dallas	21	0	3	3	10
Detroit	32	5	6	11	12
Edmonton	4	1	1	2	4
Florida	19	1	3	4	10
Los Angeles	24	2	8	10	6
Minnesota	33	1	5	6	6
Montreal	18	0	9	9	8
Nashville	23	3	5	8	14
New Jersey	15	3	5	8	31
NY Islanders	17	3	2	5	2
NY Rangers	14	0	2	2	8
Ottawa	18	1	4	5	2
Philadelphia	14	2	1	3	8
Phoenix	25	6	9	15	17
Pittsburgh	15	1	2	3	6
San Jose	22	4	4	8	16
St. Louis	18	6	6	12	6
Tampa Bay	16	1	3	4	4
Toronto	19	4	7	11	6
Vancouver	35	8	6	14	14
Washington	20	3	5	8	12

NHL TOTALS...624...82.141.223...319



MARTY REASONER

19

(MAHR-fee REE-suh-nuhr)

CENTER · Shoots Left · 6-1, 200 · Born 2/26/77 in Honeoye Falls, New York

AT A GLANCE: Reasoner appeared in his 600th career NHL game February 5 at Washington.

HOW ACQUIRED: Traded from Chicago to Florida on July 22, 2010 in exchange for Jeff Taffe.

2009-10: Completed his eleventh NHL season and second with Atlanta...Appeared in 80 games in his second season with the Thrashers, recording 17 points (4-13-17) and tallying 24 PIM...Played in his 600th career NHL game Feb. 5 at Washington...Scored goals in back-to-back games Dec. 26 and 28 at Tampa Bay and New Jersey...Recorded two assists Nov. 13 vs Los Angeles...Had two assists Nov. 8 vs St. Louis.

CAREER 2008-09: Earned 30 points (14-16-30) in 79 games during his first season in Atlanta...Ranked seventh on the Thrashers in points and goals and was ninth in assists...Set a career-high in goals...Recipient of the 2009 Thrashers Players' Player Award, an award voted on by the players and given annually to the Thrasher who best exemplifies what being a "team player" is all about...Scored his first goal and earned a plus-2 rating in his Thrashers debut on Oct. 10 vs. Washington...Scored a season-high two goals Nov. 9 at Carolina...Posted three points (2-1-3) over two games from Nov. 9-14...Appeared in his 500th career game on Dec. 26 vs. Carolina...Tied a season-high with two points (1-1-2) on Feb. 16 at Los Angeles...Earned points in three straight games from Feb. 24-28, posting three points (1-2-3) in those contests...Tallied his 200th career point with the game-winning overtime goal on Mar. 12 at Edmonton...Scored goals in back-to-back games from Mar. 12-Mar. 14...Set a season-high with two assists on Apr. 11 vs. Tampa Bay...Finished the season with points in three straight games, collecting four points (1-3-4) in those contests. **2007-08:** Recorded 25 points (11-14-25) and 50 penalty minutes in 82 games with Edmonton...One of five Oilers to play in all 82 games...Led team forwards with 3:10 of shorthanded ice time per game...Ranked 10th on the Oilers in goals and 11th in overall scoring...Scored his first goal of the season on Nov. 20 vs. Vancouver...Scored a goal in two consecutive games from Feb. 16-19...Recorded his first multiple-point game of the season with two points (1-1-2) on Mar. 15 at Phoenix...Recorded a season-high three points (1-2-3) Mar. 22 vs. Colorado. **2006-07:** Recorded 20 points (6-14-20) and 60 penalty minutes in 72 games with the Oilers...Ranked 10th on the team in scoring and ninth in assists...Ranked second on the team in face-off winning percentage (54.6%) and won 418-of-765 face-offs...Recorded seven points (3-4-7) over a seven game span from Nov. 12-30...Earned a pair of season high three-game point streaks from Nov. 12-16 (1-2-3) and Nov. 24-30 (2-2-4)...Tallied a season-high two points (1-1-2) on Nov. 24 vs. Chicago...Tied a season-high with two points (1-1-2) on Feb. 1 at Vancouver...Returned to the lineup and scored the game-deciding shootout goal Mar. 23 vs. Colorado after missing nine games with a shoulder injury. **2005-06:** Recorded 34 points (11-23-34) in 77 games with Edmonton and Boston...Recorded 26 points (9-17-26) in 58 games with the Oilers prior to being traded...Earned his 100th career NHL point with a goal on Oct. 18 vs. Phoenix...Traded to Boston on Mar. 9...Tallied 8 points (2-6-8) in 19 games with the Bruins...Appeared in his 300th career NHL game on Mar. 24 at New Jersey. **2004-05:** Appeared in 11 games with EC Salzburg of the Austrian National League, recording nine points (5-4-9) for the Red Bulls. **2003-04:** Posted eight points (2-6-8) and a plus-5 rating in 17 games with Edmonton...Missed 65 games due to

REGULAR SEASON											PLAYOFFS					
SEASON	TEAM	LEAGUE	GP	G	A	PTS	+/-	PIM	PPG	SHG	GWG	GP	G	A	PTS	PIM
1995-96	Boston College	NCAA	34	16	29	45	-	32	-	-	-	-	-	-	-	-
1996-97	Boston College	NCAA	35	20	24	44	-	31	-	-	-	-	-	-	-	-
1997-98	Boston College	NCAA	42	33	40	73	-	56	-	-	-	-	-	-	-	-
1998-99	St. Louis	NHL	22	3	7	10	2	8	1	0	0	-	-	-	-	-
	Worcester	AHL	44	17	22	39	-4	24	-	-	-	4	2	1	3	6
1999-00	St. Louis	NHL	32	10	14	24	9	20	3	0	0	7	2	1	3	4
	Worcester	AHL	44	23	28	51	10	39	-	-	-	-	-	-	-	-
2000-01	St. Louis	NHL	41	4	9	13	-5	14	0	0	0	10	3	1	4	0
	Worcester	AHL	34	17	18	35	9	25	-	-	-	-	-	-	-	-
2001-02	Edmonton	NHL	52	6	5	11	0	41	3	0	2	-	-	-	-	-
2002-03	Edmonton	NHL	70	11	20	31	19	28	2	2	0	6	1	0	1	2
	Hamilton	AHL	2	0	2	2	-0	2	-	-	-	-	-	-	-	-
2003-04	Edmonton	NHL	17	2	6	8	5	10	0	1	0	-	-	-	-	-
2004-05	Salzburg EC	Austria	11	5	4	9	-	12	-	-	-	-	-	-	-	-
2005-06	Edmonton	NHL	58	9	17	26	-12	20	5	0	1	-	-	-	-	-
	Boston	NHL	19	2	6	8	-2	8	1	0	0	-	-	-	-	-
2006-07	Edmonton	NHL	72	6	14	20	-15	60	0	0	1	-	-	-	-	-
2007-08	Edmonton	NHL	82	11	14	25	-17	50	0	0	0	-	-	-	-	-
2008-09	Atlanta	NHL	79	14	16	30	11	36	0	1	2	-	-	-	-	-
2009-10	Atlanta	NHL	80	4	13	17	-3	24	0	0	0	-	-	-	-	-
	NHL TOTALS		624	82	141	223	-8	319	15	4	6	23	6	2	8	6

First NHL Game: 10/10/98 at Boston

First NHL Goal: 10/16/98 at Detroit

First NHL Assist/Point: 10/12/98 at NY Rangers

Most Goals, Game: 2 (5X) MR: 11/9/08 at Carolina

Most Assists, Game: 4, 3/15/00 at Phoenix

Most Points, Game: 4, 3/15/00 at Phoenix

Most Penalty Minutes, Game: 29, 12/20/01 at New Jersey

MILESTONES

MARTY REASONER (CONTINUED)

injury...Recorded eight points (2-6-8) during a nine-game span from Oct. 16-Nov. 6...Missed 27 games with a hairline fracture of his left ankle from Nov. 10-Jan. 5...Returned to the lineup on Jan. 8 vs. NY Islanders and appeared in four games before missing the season's final 38 contests with a knee injury. **2002-03:** Posted 31 points (11-20-31) in 70 games with Edmonton...Led the team with a plus-19 rating and was fourth with four shorthanded points (2-2-4)...Ranked second on the Oilers in face-off percentage at 53.5% (518-of-968)...Appeared in his 200th career NHL game on Feb. 27 at St. Louis...Made his Oilers playoff debut and tallied one goal in six post-season contests. **2001-02:** Posted 11 points (6-5-11) with 41 penalty minutes in 52 games during his first season in Edmonton...Earned two points (1-1-2) on Nov. 9 at Columbus. **2000-01:** Split season between St. Louis and the Blues' AHL affiliate in Worcester...Had three stints with the Blues, recording 13 points (4-9-13) in 41 games...Tallied 35 points (17-18-35) in 35 games with Worcester...Scored on a penalty shot on Feb. 26 vs. San Jose (Nabokov)...Appeared in 10 of the Blues 15 play-off games, recording four points (3-1-4) and helping St. Louis to the Western Conference Finals. **1999-00:** Split the season between St. Louis and Worcester...Recorded 24 points (10-14-24) in 32 games with the Blues and added 51 points (23-28-51) in 44 contests with the IceCats...Tallied a career-high four assists on Mar. 15 at Phoenix...Made his playoff debut with the Blues and collected three points (2-1-3) in seven games. **1998-99:** Began his NHL career with the Blues, tallying 10 points (3-7-10) in 22 games...Made his NHL debut on Oct. 10 at Boston...Earned his first NHL point with an assist on Oct. 12 at NY Rangers and scored his first NHL goal on Oct. 16 at Detroit. **1997-98:** Tallied 73 points (33-40-73) in 42 games with the Eagles...Led Hockey East in points and goals...Named to the NCAA Championship All-Tournament Team, NCAA East First All-American Team and Hockey East First All-Star Team. **1996-97:** Earned 44 points (20-24-44) in 35 games during his sophomore season...Named to the Hockey East First All-Star Team. **1995-96:** Appeared in 34 games with BC as a freshman, recording 45 points (16g-29-45)...Named the Hockey East Rookie of the Year.

INTERNATIONAL: Represented the United States at the 1996 and 1997 World Junior Championships and at the 2002, 2003 and 2006 World Championships.



560 WQAM

SPORTS RADIO

THE NEW HOME FOR

HOCKEY

**CATCH ALL THE
GAMES ON 560**




www.wqam.com



REINPRECHT vs. NHL:

Team	GP	G	A	PTS	PIM
Anaheim	38	7	17	24	8
Atlanta	16	5	7	12	2
Boston	12	2	3	5	4
Buffalo	12	3	2	5	4
Calgary	23	4	1	5	6
Carolina	13	2	6	8	2
Chicago	30	7	11	18	4
Colorado	25	8	13	21	6
Columbus	27	10	19	29	10
Dallas	41	12	19	31	28
Detroit	28	5	11	16	2
Edmonton	31	6	6	12	6
Florida	6	0	1	1	0
Los Angeles	32	3	16	19	20
Minnesota	35	4	11	15	12
Montreal	11	3	2	5	0
Nashville	28	4	16	20	6
New Jersey	14	1	3	4	6
NY Islanders	15	2	10	12	4
NY Rangers	13	3	3	6	2
Ottawa	13	2	2	4	4
Philadelphia	13	2	3	5	4
Phoenix	17	3	5	8	4
Pittsburgh	12	7	6	13	4
San Jose	34	13	5	18	4
St. Louis	27	6	11	17	10
Tampa Bay	12	0	5	5	2
Toronto	12	5	4	9	6
Vancouver	32	5	17	22	10
Washington	12	2	1	3	2
NHL TOTALS	634	136	236	372	180



STEVE REINPRECHT 27

(STEEV REIGHN-prehkt)

CENTER · Shoots Left · 6-0 200 · Born 5/7/76 in Edmonton, Alberta

AT A GLANCE: Reinprecht set a Panthers franchise record by scoring three goals in 5:11 during a 6-5 win at Dallas on October 30.

HOW ACQUIRED: Traded from Phoenix to Florida on June 19, 2009 in exchange for Stefan Meyer. Signed a three-year contract on June 19, 2009.

2009-10: Completed his tenth NHL season, first with Florida...One of four Panthers (Ballard, Frolik, McCabe) to play in all 82 games...Was one of four Panthers (Dvorak, Weiss, Horton) to record a hat trick during 2009-10 season...Finished fourth on the team in goals (16) and tied for fourth in assists (22)...Fifth on the team in points (38)...Played in 600th career NHL game Jan. 16 vs. Tampa Bay...Picked up three assists Dec. 2 vs. Colorado...Recorded fifth career hat trick and added an assist Oct. 30 at Dallas, becoming fastest Panther to record a hat trick (15:49)...Scored goals in three consecutive games (Oct. 16-23)...Scored two goals Oct. 23 at Pittsburgh...Played in his first game with Florida Oct. 2 at Chicago in Helsinki, notching an assist.

CAREER: 2008-09: Totaled 41 points (14-27-41) in 73 games for Phoenix...Finished with eight multi-point games...Registered season-high four points (2-2-4) in season finale, Apr. 11 vs Anaheim...Recorded his 200th career assist vs. the NY Islanders Jan. 2...Scored a season-high two goals (GWG) vs. Toronto Dec 4. **2007-08:** Played in a career-high 81 games for the Coyotes, recording 46 points (16-30-46)...Led the Coyotes in shooting pct. (15.2%) and faceoff attempts (1,020)...Ranked 4th on the team in goals (16) and assists (30) and 5th in points (46)...Also ranked T-2nd in games played (81) and T-5th in PP goals...Tied his career-high with a six-game point streak (1-6-7) from Jan. 21-Feb. 4...Recorded his fourth career hat trick, which included his 100th career goal, and added an assist at Colorado on Jan. 2...Named NHL 2nd Star of the Week for week ending Nov. 11...Played in his 400th career NHL game vs. Boston, Oct. 6. **2006-07:** Played in 49 games for the Coyotes, collecting 33 points (9-24-33)...Ranked 3rd on the team in points (33), T-2nd in assists (24), and T-6th in goals (9)...Racked up career-high 14 PIM Apr. 7 at Los Angeles...Notched a goal and an assist vs. Colorado Mar. 29...Scored the GWG at Columbus on Feb. 6...Missed 33 games (Oct. 17 to Jan. 1) with a fractured collar bone...Set new single game career-highs in points (5) and assists (4) in season opener vs. the NY Islanders on Oct. 5. **2005-06:** Played 28 games with the Coyotes after being acquired from Calgary, collecting 23 points (12-11-23)...Played 52 games with Calgary, notching 29 points (10-19-29)...Led Coyotes in plus/minus (+11)...Ranked 4th on Coyotes in goals (22), 5th in points (52), 4th in PPG (9), T-5th in PP points (18), and T-4th in GWG (3)...Established career highs in goals (22), points (52), PIM (32), and PPG (9)...Finished season with 13 multi-point games...Named NHL's Offensive Player of the Week for period ending Apr. 2 after recording 5-2-7, including two GWGs, in three games...Posted hat trick including SHG and GWG in 4-3 OT win at San Jose, Apr. 1...Scored first goal as Coyote vs. San Jose, Feb. 12...Scored shootout-deciding goal in Coyote debut on Feb. 2...With Calgary, played in 300th career NHL game vs. Ottawa, Dec. 1. **2003-04:** Played in his first season with Calgary, posting 29 points (7-22-29) in 44 games...Posted six multi-point games...Scored a PPG and added two assists on Nov. 18 vs. Toronto...Scored his first goal with Calgary (PP, GWG) and added an assist on Oct. 25 at Edmonton...Played his first game with Calgary, posting an assist at Minnesota on Oct. 21...Missed 38 games due to injury. **2002-03:** Established new career highs in assists (33) and points (51) in his third full season in the NHL...Finished 5th with Colorado in points (51), goals (18) and assists (33)...Finished the season with 16 points in his final 16 games...Assisted on all three of Joe Sakic's goals Mar.13 at Columbus,

REGULAR SEASON											PLAYOFFS					
SEASON	TEAM	LEAGUE	GP	G	A	PTS	+/-	PIM	PPG	SHG	GWG	GP	G	A	PTS	PIM
1996-97	Wisconsin	NCAA	38	11	9	20	-	12	-	-	-	-	-	-	-	-
1997-98	Wisconsin	NCAA	41	19	24	43	-	18	-	-	-	-	-	-	-	-
1998-99	Wisconsin	NCAA	38	16	17	33	-	14	-	-	-	-	-	-	-	-
1999-00	Wisconsin	NCAA	37	26	40	66	-	14	-	-	-	-	-	-	-	-
	Los Angeles	NHL	1	0	0	0	0	2	0	0	0	-	-	-	-	-
2000-01	Los Angeles	NHL	59	12	17	29	11	12	3	2	3	-	-	-	-	-
	Colorado	NHL	21	3	4	7	-1	2	0	0	0	22	2	3	5	2
2001-02	Colorado	NHL	67	19	27	46	14	18	4	0	3	21	7	5	12	8
2002-03	Colorado	NHL	77	18	33	51	-6	18	2	1	1	7	1	2	3	0
2003-04	Calgary	NHL	44	7	22	29	1	4	3	0	1	-	-	-	-	-
2004-05	Mulhouse	France	22	20	27	47	-	6	-	-	-	10	7	6	13	2
2005-06	Calgary	NHL	52	10	19	29	10	24	5	0	1	-	-	-	-	-
	Phoenix	NHL	28	12	11	23	1	8	4	1	2	-	-	-	-	-
2006-07	Phoenix	NHL	49	9	24	33	-3	28	2	0	1	-	-	-	-	-
2007-08	Phoenix	NHL	81	16	30	46	-3	26	5	1	0	-	-	-	-	-
2008-09	Phoenix	NHL	73	14	27	41	0	20	3	0	3	-	-	-	-	-
2009-10	Florida	NHL	82	16	22	38	-1	18	3	0	1	-	-	-	-	-
	FLORIDA TOTAL:		82	16	22	38	-1	18	3	0	1					
	NHL Totals		634	136	236	372	23	180	34	5	16	50	10	10	20	10

First NHL Game: 4/5/00 at Vancouver

First NHL Goal: 10/9/00 at Columbus

First NHL Assist/Point: 10/9/00 at Columbus

Most Goals, Game: 3, (5 times) Last: 10/30/09 at Dallas

Most Assists, Game: 4, 10/5/06 vs. NY Islanders

Most Points, Game: 5, 10/5/06 vs. NY Islanders

Most Penalty Minutes, Game: 14, 4/7/07 at Los Angeles

MILESTONES

STEVE REINPRECHT (CONTINUED)

matching a career-high three assists in a game...Scored his second career hat trick at San Jose Jan. 4...Recorded 3 points (1-2-3) in 7 post season games. **2001-02:** Surpassed rookie season totals from previous year in goals (19), assists (27) and points (46)...Ranked 2nd on the Avalanche during the playoffs in goals (7) and T-4th in NHL...Collected a pair of assists (including an assist on Chris Drury's OT winner) in Game 2 at Detroit on May 20...Posted his second GWG of series in Game 4 at Los Angeles Apr. 23...Scored GWG in Game 2 vs. Los Angeles (first career post season GWG) on Apr. 20...Recorded his first career hat trick on Apr. 3 vs. ATL (3-1-4)...Picked up three assists Jan. 1 at Nashville. **2000-01:** Played in his first full NHL season...Finished T-5th in total points among rookies (36)...His 15 goals ranked 6th among rookie scorers...Also finished T-6th with three GWG...Ranked 2nd among rookies in shooting % (15.0)...His five SHG led all rookies...Was a member of the Avalanche's Stanley Cup winning team...Scored his first NHL career postseason goal in Game 4 of Western Conference Finals at St. Louis May 18...Recorded his first career playoff points (2 assists) in Game 4 vs. Vancouver Apr. 18...Scored his first goal with COL on Mar. 8 at St. Louis...Posted his first point/assist with Colorado on Mar. 6 at Atlanta...Traded to Colorado by Los Angeles on Feb. 21...Recorded his first NHL career point/goal/assist and multiple point game on Oct. 9 at Columbus. **1999-00:** Made his NHL debut on Apr. 5 at Vancouver...Signed as a free agent by Los Angeles Mar. 31...Led the University of Wisconsin (WCHA) and the nation in Division 1 scoring (26-40-66) in his senior year while serving as team captain...Also led Wisconsin in points and assists...Voted WCHA Player of the Year and was named a WCHA First Team All-Star...Was one of 10 finalists for the Hobey Baker Award. **1998-99:** Led the Badgers in goals (16) and scoring (33). **1997-98:** Finished 7th overall in scoring in the WCHA and led the Badgers with 43 points. **1996-97:** As a freshman, finished 6th in scoring for Wisconsin with 20 points.

INTERNATIONAL 2003: Led Team Canada with six assists in eight games en route to a Gold Medal at the 2003 World Championships in Finland.







REPIK vs. NHL:

Team	GP	G	A	PTS	PIM
Anaheim
Atlanta3.....0.....0.....0.....0.....
Boston
Buffalo1.....1.....0.....1.....0.....
Calgary2.....0.....0.....0.....2.....
Carolina2.....0.....0.....0.....0.....
Chicago
Colorado1.....0.....0.....0.....0.....
Columbus
Dallas1.....0.....0.....0.....2.....
Detroit
Edmonton1.....0.....0.....0.....0.....
Florida
Los Angeles
Minnesota
Montreal1.....0.....1.....1.....0.....
Nashville
New Jersey
NY Islanders2.....1.....1.....2.....0.....
NY Rangers
Ottawa2.....1.....0.....1.....0.....
Philadelphia1.....0.....0.....0.....0.....
Phoenix
Pittsburgh1.....0.....0.....0.....2.....
San Jose1.....0.....0.....0.....0.....
St. Louis
Tampa Bay
Toronto
Vancouver1.....0.....0.....0.....0.....
Washington4.....2.....0.....2.....2.....
NHL TOTALS24.....5.....2.....7.....8.....



MICHAL REPIK

(MEE-khahl REH-pihk)

32

RIGHT WING · Shoots Left · 5-10, 180 · Born 12/31/88 in Vlasim, Czech Republic

AT A GLANCE: Repik recorded his first NHL assist and set a career high with two points in a game December 14 at NY Islanders.

HOW ACQUIRED: Florida's 2nd round choice (40th overall) in the 2007 NHL Entry Draft.

2009-10: Completed his second NHL season, second with Florida...Recorded five points (3-2-5) in 19 games with Panthers...Had 53 points (22-31-53) in 60 games with Rochester (AHL)...Netted his first goal of the season Nov. 7 at Washington...Played in his first game of the season with the Panthers Oct. 28 vs. Ottawa.

CAREER: 2008-09: Scored two goals in five NHL games with the Florida Panthers...Received two NHL recalls from the Panthers...Finished first pro season first on the team and 12th among AHL rookies with 49 points (19-30-49)...Was named the 2008-09 Amerks' scoring champion...Had a five-game point streak (4-1) from Mar. 1 to Mar. 13...Had a three-game point streak (1-3) from Feb. 21-Feb. 27...Notched three points (1-2) at Peoria on Feb. 15...Had a seven-game point streak (4-5) from Jan. 30-Feb. 11...Tallied two points (1-1) and a game-high nine shots at Grand Rapids on Jan. 31...Had two points (1-1) against Syracuse on Jan. 9...Skated 7:27 in his NHL debut at Ottawa on Dec. 8, scoring his first NHL goal against Alex Auld in Florida's 4-3 overtime win over the Senators...Received his first career NHL recall from the Florida Panthers on Dec. 8...Had a four-game point streak (2-3) from Nov. 28 to Dec. 5...Collected two points (1-1) at Toronto on Nov. 30...Scored the game-winning goal in Rochester's 2-1 win vs. Lake Erie on Nov. 28...Picked up his first point as a pro with a goal in his pro/Amerk debut on Oct. 10 vs. Syracuse. **2007-08:** Finished his third season with Vancouver (WHL), recording career highs in all offensive categories: goals (27), assists (34), points (61) and PIM (62)...Accumulated a team best 11 points (5-6-11) and 18 PIM in 10 postseason appearances...Was third on the team in points (61) and assists (34), second in goals (27), led the team with a plus-29 rating while averaging a team best 1.20 points per game...Was the second best point producing forward on the team...Had seven game-winning goals, good enough for the 13th place in the league...Led the league and team with nine first goals and ranked fifth in the league with five insurance goals. **2006-07:** Finished third on the team in scoring with 55 points (24-31-55) and second on the team averaging .98 points per game in 56 games for the Vancouver Giants...Fourth on the team with a plus-20 rating...Led the team in points (16) and assists (16) and was second in goals (10) in 22 playoff games...Was tied for first with a plus-14 rating and led the team with 1.18 points per game during the playoffs...Finished fourth in goals (10) and first in assists (16) in the league in playoff scoring. **2005-06:** Completed his rookie season with Vancouver, compiling 52 points (24-28-52) and 55 PIM to finish fifth on the team in scoring and fifth among league rookies...Had six points (3-3) and 19 PIM on 14 playoff games...Tied for fifth on the team with eight power-play goals and third with 69 games played...Was fourth on the team with a plus-19 rating...Had seven game-winning goals and seven first goals to rank him seventh and 14th in the league, respectively.

REGULAR SEASON											PLAYOFFS					
SEASON	TEAM	LEAGUE	GP	G	A	PTS	+/-	PIM	PPG	SHG	GWG	GP	G	A	PTS	PIM
2002-03	HC Sparta Praha	Czech	18	7	10	17	-	6	-	-	-	-	-	-	-	-
2003-04	HC Sparta Praha	Czech jr.	33	25	17	42	-	42	-	-	-	-	-	-	-	-
2004-05	HC Sparta Praha	Czech	2	2	3	5	-	6	-	-	-	-	-	-	-	-
	HC Sparta Praha	Czech jr.	45	26	31	57	-	24	-	-	-	-	-	-	-	-
2005-06	Vancouver	WHL	69	24	28	52	-	55	-	-	-	14	3	3	6	19
2006-07	Vancouver	WHL	56	24	31	55	-	56	-	-	-	22	10	16	26	24
2007-08	Vancouver	WHL	51	27	34	61	29	62	-	-	-	10	5	6	11	18
2008-09	Rochester	AHL	75	19	30	49	-13	58	-	-	-	-	-	-	-	-
	Florida	NHL	5	2	0	2	1	2	0	0	0	-	-	-	-	-
2009-10	Rochester	AHL	60	22	31	53	14	57	0	0	1	7	1	1	2	4
	Florida	NHL	19	3	2	5	1	6	0	0	0	-	-	-	-	-
FLORIDA TOTALS			24	5	2	7	2	8	0	0	0	-	-	-	-	-
NHL TOTALS			24	5	2	7	2	8	0	0	0	-	-	-	-	-

First NHL Game: 12/8/08 at Ottawa

First NHL Goal/Point: 12/8/08 at Ottawa

First NHL Assist: 12/14/09 at NY Islanders

Most Goals, Game: 1, (5 times) Last: 3/16/10 vs Washington

Most Assists, Game: 1, (2 times) Last: 1/26/10 vs. Montreal

Most Points, Game: 2, 12/14/09 at NY Islanders

Most Penalty Minutes, Game: 2, (4 times) Last: 12/12/09 at Pittsburgh

MILESTONES



STILLMAN vs. NHL:

Team	GP	G	A	PTS	PIM
Anaheim	34	9	15	24	12
Atlanta	33	12	14	26	18
Boston	28	3	12	15	6
Buffalo	33	6	12	18	14
Calgary	12	5	4	9	6
Carolina	27	12	18	30	14
Chicago	33	8	8	16	18
Colorado	40	7	11	18	20
Columbus	18	3	5	8	16
Dallas	35	11	9	20	25
Detroit	35	13	14	27	18
Edmonton	35	4	15	19	19
Florida	35	13	19	32	14
Los Angeles	35	12	13	25	15
Minnesota	17	3	6	9	12
Montreal	34	5	17	22	35
Nashville	26	7	15	22	8
New Jersey	25	6	10	16	8
NY Islanders	33	12	13	25	10
NY Rangers	26	7	7	14	6
Ottawa	34	6	16	22	24
Philadelphia	37	7	17	24	8
Phoenix	30	8	16	24	23
Pittsburgh	30	11	27	38	20
San Jose	44	16	12	28	18
St. Louis	31	7	14	21	14
Tampa Bay	38	16	18	34	14
Toronto	45	12	29	41	14
Vancouver	41	15	13	28	12
Washington	42	12	24	36	26

NHL TOTALS .960 .266 .422 .688 .465

CORY STILLMAN (CONTINUED)

at Jan. 21 at NY Islanders...Scored his 20th goal Jan. 12 vs. Colorado for the sixth time in seven seasons...Had 15 multi-point games and three multi-goal games...Had an eight-game point streak from Oct. 20 to Nov. 5 with six goals and eight assists. **2006-07:** Completed his 12th NHL season and second with the Hurricanes... Ranked tied for seventh on the team in assists (22) despite missing the first 31 games of the season following shoulder surgery in August... Assisted on OT GWG Dec. 23 at Florida...Notched three assists Dec. 22 vs. NY Islanders...Posted a pair of assists Dec. 15 vs. Toronto. **2005-06:** Tied for first on the team in assists with 55, matching his career-high... Tied for second on the team in points (76) and was seventh on the team in goals (21)... The Hurricanes were 36-7-5 when Stillman registered a point... Had 28 points (7-21) in his final 28 games played after returning from a torso injury...Scored a goal and added an assist, matching his previous career-high for assists in a season (55) April 15 at Tampa Bay...Scored his 20th goal of the season April 14 vs. Tampa Bay, sealing his fifth consecutive 20-goal season... Earned his 300th NHL assist with his first of three helpers April 5 at Washington...Scored his 200th career goal and had two assists Mar. 4 at Pittsburgh...Had his career-long 11-game point streak (12/15-1/7: 7-12) snapped Jan. 10 vs. Detroit...Scored a PPG to extend his point streak to 11 games and tie his career-high goal streak of 5 games Jan. 7 at NY Islanders. **PLAYOFFS:** Completed his sixth NHL playoff season and first with Carolina, capturing his second Stanley Cup... Became the sixth player in NHL history to win the Stanley Cup in consecutive seasons with two different teams... Had at least one point in 21 of the 25 playoff games and 14 of the last 15 games (5/14-6/19: 6-13)... Ranked second in the league in playoff scoring with 26 points, tied for fourth in playoff goals (9) and second in playoff assists (17)...Ranked tied for fifth in PPG (4), tied for fourth in power-play assists (7), tied for second in power-play points (11), tied for third in GWG (3), tied for second in shots (75) and tied for fourth in plus/minus (+12) among all NHL players in the 2006 postseason... Matched the franchise record for most points in one playoff series with 10 points in the Eastern Conference Finals vs. Buffalo...Set the franchise record for longest assist streak (5 games) from May 26-June 5. **2004-05:** Did Not Play. **2003-04:** Recorded 80 points (25-55) in 81 games with Tampa Bay, hitting the 80-point mark for the first time... He set new career-highs in games played (81), assists (55), points (80), plus/minus (+18), PPG (11), GWG (6), and time on ice (19:31 per game)... Finished with the team lead in PPG, second in assists and points, tied for second in GWG and was third among forwards in ice time...Hit the 50-assist mark on the season with one helper on Mar. 25 vs. New Jersey...Earned an assist, setting a new career-high for points in a season Mar. 10 at Carolina...Clinched his fourth consecutive 20-goal season with a goal Feb. 25 vs. Atlanta...Had three assists Feb. 5 at Nashville to reach 400 points for his career...Had three assists in the first period Jan. 15 vs. Carolina, tying the Lightning record for most assists in a period...Had two assists and skated in his 600th NHL game Jan. 3 vs. Philadelphia...Recorded his 200th and 201st career assists Nov. 8 vs. Pittsburgh. **PLAYOFFS:** Finished the playoffs with seven points (2-5) in 21 games as he captured his first career Stanley Cup with Tampa Bay...Set career-bests for plus/minus, PIM and SHG...Scored his first career postseason SHG, the first goal of the game, in Game 3 April 27 at Montreal. **2002-03:** Finished fourth on St. Louis with 24 goals and 43 assists...Was tied for third on St. Louis in points...Recorded his 300th NHL point Nov. 7 vs. Columbus...Skated in his 500th NHL game Nov. 15 at Edmonton...Notched 48 (18-30) of his 67 points at even strength...Posted a six-game points streak from Oct. 17-Nov. 2, registering nine points (4-5-9)...Posted a five-game points streak from 11/27-12/5, collecting eight points (4-4-8) in that span...Was plus or even in 60 of 79 contests, posting (+12) overall. **PLAYOFFS:** Appeared in six playoff games with St. Louis, ranking sixth on the team with four points...Registered second career playoff GWG on the power play in Game 1 April 10 at Vancouver. **2001-02:** Ranked seventh on St. Louis with 14 power-play points (6-8-14)... Scored four GWG, tying for third on team...Tallied his third career hat trick Jan. 5 vs. Dallas, marking the second four-point game of his NHL career... Posted a plus or even rating in 62 of his 80 contests, registering plus-8 overall. **2000-01:** Was traded from Calgary to St. Louis Mar. 13 in exchange for Craig Conroy... Registered seven points (3-4-7) and six PIM, appearing in 12 games with St. Louis... Played his 400th NHL game Mar. 28 at Detroit...Registered a career-high eight points (3-5-8) in 15 postseason games... Recorded his 100th NHL goal Dec. 16 vs. Toronto...Recorded his 200th NHL point Nov. 10 vs. Florida. **1999-00:** Missed the majority of the season due to a shoulder injury... Registered five multiple-point games... Posted a five-game goal-scoring streak and a five-game point-scoring streak, recording six points (5-1-6)... Scored three GWG... Recorded his 100th NHL assist Nov. 3 vs. Nashville. **1998-99:** Led Calgary in points (57), PPG (9), SHG (3) and GWG (5)... Recorded 14 multi-point games. **1997-98:** Was tied for first on the Flames in goals with (27)... Finished first among Calgary skaters in PPG (9) and second in points (49)... Registered his first career hat trick Oct. 12 at Detroit...Notched 12 multiple-point games...Played in his 200th NHL game Mar. 20 vs. NY Islanders. **1996-97:** Played in his 100th NHL game Nov. 9 vs. St. Louis...Registered a six-game assist streak and recorded two multi-point games. **1995-96:** Played in his first full NHL season...Scored his 1st NHL SHG Oct. 17 vs. Detroit...Played in his first NHL postseason and recorded two points (1-1-2) in two games. **1994-95:** Split time between Calgary and Saint John (AHL)... Skated in 10 NHL contests, recording 2 assists... Played in his first NHL game Feb. 6 vs. Winnipeg. **NHL Entry Draft:** Calgary Flames first round pick (sixth overall) in the 1992 NHL Entry Draft.





VOKOUN vs. NHL:

Team	GP	MINS	GA	SO	W	L	T	GAA
Anaheim	22	1276	57	1	8	12	2	2.68
Atlanta	21	1227	48	2	11	2	1	2.35
Boston	15	817	34	2	1	7	2	2.50
Buffalo	5	872	38	0	1	3	2	2.61
Calgary	22	1251	41	1	12	4	4	1.97
Carolina	26	1518	67	2	12	8	5	2.65
Chicago	26	1502	66	2	11	11	4	2.64
Colorado	20	1157	58	1	8	10	2	3.01
Columbus	29	1695	62	3	19	8	1	2.19
Dallas	24	1417	60	0	6	17	1	2.54
Detroit	34	1817	97	1	9	17	4	3.20
Edmonton	20	1206	58	1	6	10	4	2.89
Florida	5	290	13	0	1	2	2	2.69
Los Angeles	18	959	46	0	4	11	1	2.88
Minnesota	17	970	38	2	7	6	3	2.35
Montreal	16	850	36	0	4	7	3	2.54
Nashville	2	120	4	1	1	1	0	2.00
New Jersey	14	774	31	2	5	6	1	2.40
NY Islanders	17	1010	31	4	12	5	0	1.84
NY Rangers	15	873	37	1	7	7	1	2.54
Ottawa	13	721	40	1	3	3	0	3.33
Philadelphia	16	906	42	0	6	6	3	2.78
Phoenix	21	1272	55	2	11	9	1	2.59
Pittsburgh	20	1199	52	2	7	10	3	2.60
San Jose	24	1408	61	2	15	8	1	2.60
St. Louis	27	1555	50	2	13	10	3	2.93
Tampa Bay	20	1125	53	0	9	1	2	2.83
Toronto	12	722	26	2	7	3	2	2.16
Vancouver	24	1177	47	1	9	8	2	2.40
Washington	20	1174	53	0	7	13	0	2.71

NHL TOTALS .575..32858..1401.38.240..239.36..2.56



TOMAS VOKOUN

29

(TAH-muhz voh-KOON)

GOALTENDER · Catches Right · 6-0, 205 · Born 7/2/76 in Karlovy Vary, Czech Republic

AT A GLANCE: Vokoun's seven shutouts in 2009-10 tied Roberto Luongo for the most in a season in Panthers franchise history.

HOW ACQUIRED: Traded from Nashville to Florida on June 22, 2007 in exchange for Florida's 1st round selection in 2008, 2nd round selection in 2007 and a 2nd round selection in 2008.

2009-10: Completed his twelfth NHL season, third with Florida...Named team's Three Stars Player of the Year...Finished fifth in the NHL in saves (1,924)...Fifth in the league in shots against (2,081)...Tied for third in NHL in shutouts (7)...Third in the NHL in save percentage (.925)...Named NHL's Third Star for the month of January...Stopped 33 shots for his career high seventh shutout of the season Jan. 31 vs. NY Islanders...Captured his sixth shutout of the season Jan. 23 vs. Toronto with 39 saves...Joined Martin Brodeur as the only two goalies to have recorded at least four shutouts in each season since 2005-06...Recorded his fifth shutout of the season Jan. 18 vs. Atlanta, stopping 27 shots...Recorded his 35th career shutout Jan. 9 at Ottawa, stopping 24 shots...Earned his 225th career NHL win Dec. 14 at NY Islanders...Recorded his 34th career shutout, stopping 40 shots Nov. 12 at Boston...Recorded his 33rd career shutout Nov. 4 vs. Carolina, stopping 32 shots...Recorded his 32nd career shutout Oct. 31 at Saint Louis, turning away all 34 shots...Stopped 52 of 55 shots Oct. 2 at Chicago, winning the first NHL game ever played in Finland.

CAREER: 2008-09: Completed his 10th NHL season, second with Florida...Ranked second among NHL goaltenders in save percentage (.926)...Recorded a NHL career high six shutouts and was ranked tied for sixth in the league (Ward-CAR, Mason-STL, Conklin-DET)...Ranked eighth in the NHL in shots faced (1856, 59GP)... Named Mayors Three Stars player of the year...Made 37 saves April 11 vs. Washington in a 7-4 win...Played in his 500th NHL game Mar. 7 vs. St. Louis...Named the NHL's second star of the week on Feb. 23, recording 2 shutouts and stopping 115 of 118 shots (Feb. 16-22)...Made 41 saves for his sixth shutout of the season Feb. 21 vs. Boston...Recorded the 30th shutout of his NHL career Feb. 17 vs. New Jersey...Stopped 42 shots for his fourth shutout of the season

REGULAR SEASON											PLAYOFFS					
Season	Team	League	GP	W	L	T/OT	MIN	GA	SO	GAA	SV%	GP	W	L	GAA	SV%
1993-94	HC Kladno	Czech	1	0	0	0	20	2	0	6.01	-	-	-	-	-	-
	Czech Rep.	EJC	5	-	-	-	300	11	-	2.20	-	-	-	-	-	-
1994-95	HC Kladno	Czech	26	-	-	-	1368	70	-	3.07	-	5	-	-	4.75	-
1995-96	Wheeling	ECHL	35	20	10	2	1912	117	0	3.67	-	7	4	3	2.61	-
	Fredericton	AHL	-	-	-	-	-	-	-	-	-	1	0	1	4.09	-
	Czech Rep.	WJC	6	2	2	2	356	21	1	3.54	-	-	-	-	-	-
1996-97	Montreal	NHL	1	0	0	0	20	4	0	12.00	.714	-	-	-	-	-
	Fredericton	AHL	47	12	26	7	2645	154	2	3.49	.902	-	-	-	-	-
1997-98	Fredericton	AHL	31	13	13	2	1735	90	0	3.11	.907	-	-	-	-	-
1998-99	Nashville	NHL	37	12	18	4	1953	96	1	2.95	.908	-	-	-	-	-
	Milwaukee	IHL	9	3	2	4	539	22	1	2.45	.920	2	0	2	3.22	.909
1999-00	Nashville	NHL	33	9	20	1	1875	87	1	2.78	.904	-	-	-	-	-
	Milwaukee	IHL	7	5	2	0	364	17	0	2.80	.921	-	-	-	-	-
2000-01	Nashville	NHL	37	13	17	5	2088	85	2	2.44	.910	-	-	-	-	-
2001-02	Nashville	NHL	29	5	14	4	1470	66	2	2.69	.903	-	-	-	-	-
2002-03	Nashville	NHL	69	25	31	11	3974	146	3	2.20	.918	-	-	-	-	-
	Czech Rep.	WC	7	-	-	-	389	14	1	2.16	-	-	-	-	-	-
2003-04	Nashville	NHL	73	34	29	10	4221	178	3	2.53	.909	6	2	4	2.02	.939
	Czech Rep.	WC	6	5	1	0	370	7	2	1.14	-	-	-	-	-	-
2004-05	Czech Rep.	W-Cup	5	2	3	0	302	15	0	2.98	-	-	-	-	-	-
	HC Znojemsti	Czech	27	-	-	-	1599	69	3	2.59	-	-	-	-	-	-
	HIFK Helsinki	Finland	19	11	4	4	1149	35	2	1.83	-	4	0	3	3.51	-
	Czech Rep.	WC	8	7	1	0	499	9	2	1.08	-	-	-	-	-	-
2005-06	Nashville	NHL	61	36	18	7	3600	160	4	2.67	.919	-	-	-	-	-
	Czech Rep.	OLY	7	3	4	0	342	14	1	2.46	-	-	-	-	-	-
2006-07	Nashville	NHL	44	27	12	4	2601	104	5	2.40	.920	5	1	4	2.96	.902
2007-08	Florida	NHL	69	30	29	8	4031	180	4	2.68	.919	-	-	-	-	-
2008-09	Florida	NHL	59	26	23	6	3324	138	6	2.49	.926	-	-	-	-	-
2009-10	Florida	NHL	63	23	28	11	3695	157	7	2.55	.925	-	-	-	-	-
	FLORIDA TOTALS:		191	79	80	25	11050	475	17	2.58	.923	-	-	-	-	-
	NHL TOTALS:		575	240	239	36	32858	1401	38	2.56	.916	11	3	8	2.47	.922

First NHL Game: 2/6/97 at Philadelphia
First NHL Win: 12/10/98 vs. San Jose
First NHL Shutout: 1/15/99 vs. Phoenix

Most Saves, Game: 52, 10/2/09 at Chicago
Most Goals Allowed, Game: 7 (2 times), 10/5/06 vs. Chicago

MILESTONES

TOMAS VOKOUN (CONTINUED)

Feb. 12 at Carolina...Earned his 200th NHL win Jan. 6 at Toronto...Recorded his third shutout of the season, stopping 27 shots in a 3-0 win over Nashville on Dec. 23...Recorded the second shutout of the season, stopping 23 shots in a 3-0 victory vs. Colorado on Dec. 21...Stopped 47 of 50 shots for the win Oct. 24 vs. San Jose...Recorded his first shutout of the season, stopping 31 shots in a 2-0 victory Oct. 18 vs. NY Islanders...Stopped 31 of 33 shots for his first win of the season Oct. 11 vs. Atlanta. **2007-08:** Completed ninth NHL season, first with Florida...Represented the Eastern Conference in the 2008 NHL All-Star Game...Named BankAtlantic Team MVP...Led the NHL in shots faced (2213) and saves made (2033)...At the end of the second period Feb. 19 at Pittsburgh, Vokoun surpassed the 25,000 minutes played mark in his NHL career...Recorded his 25th career NHL shutout stopping all 24 shots Feb. 5 at Toronto...Recorded at least 25 wins for the fifth consecutive season...Led all NHL goaltenders with six assists...Recorded his first win with the Panthers and 22nd career shutout, stopping 29 shots Oct. 11 vs. New Jersey. **2006-07:** Tied a franchise record with a career-high five shutouts...Ranked fifth in the NHL in SV% (.920) and tied for sixth in shutouts (5)...Notched at least 25 wins for the fourth straight season...Established a career-high in shutouts with his fifth of the season vs. Edmonton Mar. 24...Posted his fourth shutout of the season vs. San Jose Feb. 14... Made 36 saves to post his third shutout of the season vs. Anaheim Feb. 3...Made 22 saves in his second shutout of the season vs. Columbus Jan. 12...Missed 20 games with a hand injury from Nov. 25-Jan. 6...Made 21 saves on 21 shots before leaving the game with a hand injury vs. Vancouver Nov. 23...Made 38 saves in his 17th career shutout at NY Rangers Oct. 18. **2007 Postseason:** Made 38 saves, a 2007 post-season high, in Game 3 of the WCQ at San Jose... Earned his first playoff win since the 2004 post-season with 22 saves in Game 2 of the WCQ vs. San Jose April 13... Made 33 saves on 38 shots and played 87:31 in Game 1 of the WCQ vs. San Jose April 11. **2005-06:** Finished fourth in balloting for the 2005-06 Vezina Trophy and 16th in the voting for the Hart Trophy...Tied for fifth in the NHL with a career-high .919 SV% and ranked sixth in the league with a career-high 36 wins...Posted a career-high four shutouts...Named the NHL Defensive Player of the Week for the week of Mar. 13-19 after going 3-0-0 with a 1.34 GAA, .951 SV% and two shutouts...Registered back-to-back shutouts Mar. 14 (5-0 vs. Vancouver) and Mar. 16 (2-0 vs. Phoenix)... Named the NHL Defensive Player of the Week for the week of Nov. 28-Dec. 4 after posting a 3-0-0 record with a 1.30 GAA and a .952 SV%...Played in his 300th career game Dec. 3 vs. Philadelphia...Matched a career-high with a seven-game winning streak from Oct. 5 - Oct. 25...Earned his 100th NHL win Oct. 8 vs. Anaheim...Missed the final eight games of the regular season and the playoffs due to a blood condition. **2004-05:** Opened the season with HC Znojemsti (Czech) and appeared in 27 contests... Joined HIFK Helsinki (Finland) and posted a record of 11-4-4 in 19 games. **2003-04:** Played for the Western Conference at the 2004 NHL All-Star Game, stopping eight of 12 shots in the second period...Broke his own career-highs in games played (73) and minutes played (4221)...Tied for second in the NHL in games played, tied for third in wins, tied for third in shots faced (1958) and ranked fourth in minutes played...Led league goalies with a career-high 35 PIM...Named NHL Defensive Player of the Week for the week of Nov. 24 - Nov. 30 (4-0-0, 1.50 GAA, .950 SV%)...Posted a career-high, seven-game winning streak from Nov. 21-Dec. 4...Backstopped the Predators in all six of their post-season games...Tied for first among playoff goalies with a .939 SV%...The goalie of record for Nashville's first playoff win April 11 vs. Detroit and first shutout April 13 vs. Detroit...Made 41 saves in each of the Predators' two playoff wins...The most saves he made in a 2003-04 regular-season game was 40 on Dec. 3 at Carolina. **2002-03:** Established career-highs in consecutive starts (38) and GAA (2.20)...Ranked third in the NHL in games played (69), tied for eighth in GAA and tied for 10th in SV% (.918)...Played in 57 of Nashville's last 58 contests of the season and started the last 38 games of 2002-03...Went 21-22-9 after assuming the No. 1 goalie's position Dec. 12...Registered back-to-back shutouts Feb. 25 (5-0 vs. Columbus) and Feb. 27 (6-0 vs. Pittsburgh)...Faced five penalty shots (three saves, two goals), tying a modern-era NHL record. **2001-02:** Played 29 games, his fewest in a single season with Nashville...Made a season-high 41 saves Oct. 20 vs. Boston. **2000-01:** Faced penalty shots in consecutive starts Mar. 19 at Columbus (David Vyborny, goal) and Mar. 22 at Chicago (Alexei Zhamnov, no goal). **1999-00:** Became the first Predator to earn NHL Player of the Week honors after posting a record of 3-0-0, one shutout, a 1.33 GAA and a .960 SV% during the week of Dec. 27-Jan. 2...Spent two stretches (Nov. 16-21 and Dec. 12-22) with Milwaukee (IHL). **1998-99:** Ranked second among NHL rookie goaltenders with 12 wins and tied for first with 37 games played... Posted the first shutout of his career and first in Predators history Jan. 15 vs. Phoenix (31 saves)...Was runner-up for the NHL Rookie of the Month award for Dec. 1998...Recorded a career-high 50 saves in a 5-3 victory over Detroit Dec. 23...Notched his first NHL victory Dec. 10 vs. San Jose...Was recalled from Milwaukee (IHL) Oct. 26 and made his Predators debut on Nov. 7 at Vancouver. **NHL Entry Draft:** Montreal's 11th selection (226th overall) in the 1994 draft.

INTERNATIONAL: 2010: Led Czech Republic to a Gold Medal at 2010 World Championships in Germany, going 7-1 with 1.57 GAA and .944 SV%...Started five games for Czech Republic at 2010 Olympics in Vancouver, British Columbia, finishing 3-2 with a 1.78 GAA and .936 SV%. **2006:** Captured a Bronze Medal with the Czech Republic at the 2006 Winter Olympic Games. 2005: Won a Gold Medal with the Czech Republic at the 2005 World Championships in Austria...Awarded the Directorate's Best Goaltender Award and was selected to the tournament All-Star team...Posted a 7-1 record at the World Championships and ranked second in SV% (.953) and GAA (1.08). **2004:** Represented the Czech Republic at the 2004 World Cup of Hockey... Played for the tournament-host Czech Republic at the 2004 World Championships, and was voted one of the Czechs' top three players by tournament coaches...Posted a record of 5-1-0 with two shutouts and ranked second among tournament goalies in SV% (.944) and GAA (1.14). 2003: Played for the Czech Republic at the 2003 World Championships notching a 4-1-1 record, one shutout and a 2.16 GAA.






WEAVER vs. NHL:

Team	GP	G	A	PTS	PIM
Anaheim	22	0	2	2	12
Atlanta	4	0	1	1	0
Boston	7	0	1	1	10
Buffalo	3	0	1	1	2
Calgary	20	0	5	5	4
Carolina	9	0	0	0	6
Chicago	18	1	1	2	4
Colorado	17	0	5	5	9
Columbus	16	1	0	1	2
Dallas	21	0	4	4	6
Detroit	15	0	1	1	4
Edmonton	20	0	3	3	27
Florida	10	0	1	1	4
Los Angeles	9	0	0	0	0
Minnesota	14	0	0	0	0
Montreal	5	0	0	0	0
Nashville	14	0	2	2	4
New Jersey	2	0	0	0	0
NY Islanders	7	0	0	0	0
NY Rangers	7	1	2	3	0
Ottawa	5	0	0	0	2
Philadelphia	8	0	2	2	2
Phoenix	19	0	1	1	6
Pittsburgh	4	0	0	0	0
San Jose	33	0	2	2	6
St. Louis	6	0	1	1	0
Tampa Bay	7	1	2	3	0
Toronto	7	0	0	0	4
Vancouver	13	0	1	1	8
Washington	8	0	1	1	2

NHL TOTALS ..339 ..4 ..38 ..42 ..134



MIKE WEAVER

(MIGHK WEE-vuhr)

43

DEFENSE · Shoots Right · 5-9, 188 · Born 5/2/78 in Bramalea, Ontario

AT A GLANCE: Weaver set a career high in points (10) and plus-minus (plus-10) during the 2009-10 season.

HOW ACQUIRED: Signed as a free agent to a two-year contract on Aug. 3, 2010.

2009-10: Completed his eighth NHL season and second with St. Louis...Set career high in games played (77), points (10) and plus-minus (plus-10)...His plus-10 rating led the team...Scored his first goal of the season Mar. 18 at NY Rangers...Played in his 300th career NHL game Dec. 29 vs. Nashville.

CAREER: 2008-09: Made his Blues debut on Oct. 11 at NY Islanders...Tallied his first point (assist) as a Blue on Oct. 16 vs. Dallas...Played in a career-high 58 games...Posted a plus-or-even rating in 45 of his 58 games...Registered his 100th career penalty minute on Feb. 16 vs. New York Rangers. **Playoffs:** Made his postseason debut on April 15 at Vancouver. **2007-08:** Played in 55 games with the Vancouver Canucks, registering one assist, 33 penalty minutes and a plus-1 rating. **2006-07:** Played the majority of the season with Los Angeles, tying a career-high nine points (3-6-9)...Scored his first NHL goal Feb. 6 at Tampa Bay...Appeared in seven games with the Manchester Monarchs (AHL), recording four points (1-3-4) along with two penalty minutes. **2005-06:** In his first season as a King Weaver appeared in 53 games and averaged 15:03 of ice time...Played in the first 12 games of the season before sustaining a broken right foot after blocking a shot in practice that sidelined him for seven games...Returned to the lineup Nov. 17 vs. Vancouver and played in 19 of the next 21 games before suffering a hip flexor injury that shelved him for six contests...Had three assists (0-3-3) and a plus-3 rating in 14 December games...Recorded three assists in a five-game stretch from Dec. 21-29...Played in his 100th NHL game Mar. 1 at St. Louis...Had the primary assist on Luc Robitaille's franchise record 551st goal Jan. 19 vs. Atlanta. **2004-05:** Led the Kings' AHL affiliate and finished third in the AHL with a plus-35 rating...Placed third in scoring among Monarch defensemen with 23 points (1-22-23)...Appeared in 79 games, the most by any of the club's defensemen. **2003-04:** Spent the season with the Chicago Wolves of the AHL and ranked second on the team with a plus-21 rating Was recalled to Atlanta on Feb. 9. **2002-03:** Split the season between Atlanta and Chicago (AHL)...Began the season in the AHL and was recalled to the Thrashers Oct. 30...Set career highs for points (5) and games (40) with Atlanta. **2001-02:** Spent the bulk of his second pro season with Chicago (AHL)...Was recalled on three occasions and made his NHL debut Nov. 27 at Montreal...Recorded his first NHL point with an assist Dec. 1 at Florida...Member of the AHL Calder Cup Champion Chicago Wolves. **2000-01:** Played in the IHL for Orlando and helped them win the Turner Cup in his first season as a professional...Led the IHL with a plus-20 rating during the regular season. **1996-2000:** Played in a total of 163 games at Michigan State totaling 48 points (5-43-48) and 202 penalty minutes.

REGULAR SEASON													PLAYOFFS				
SEASON	TEAM	LEAGUE	GP	G	A	PTS	+/-	PIM	PPG	SHG	GWG	GP	G	A	PTS	PIM	
1996-97	Michigan State	NCAA	39	0	7	7	-	46	-	-	-	-	-	-	-	-	
1997-98	Michigan State	NCAA	44	4	22	26	-	68	-	-	-	-	-	-	-	-	
1998-99	Michigan State	NCAA	42	1	6	7	-	54	-	-	-	-	-	-	-	-	
1999-00	Michigan State	NCAA	38	0	8	8	-	34	-	-	-	-	-	-	-	-	
2000-01	Orlando	IHL	68	0	8	8	20	34	0	0	0	16	0	2	2	-	
2001-02	Atlanta	NHL	16	0	1	1	0	10	0	0	0	-	-	-	-	-	
	Chicago	AHL	58	2	8	10	-9	67	1	0	0	25	1	3	4	21	
2002-03	Atlanta	NHL	40	0	5	5	-5	20	0	0	0	-	-	-	-	-	
	Chicago	AHL	33	2	2	4	2	32	0	0	1	9	0	3	3	4	
2003-04	Atlanta	NHL	1	0	0	0	-1	0	0	0	0	-	-	-	-	-	
	Chicago	AHL	78	3	14	17	21	89	0	0	0	9	2	2	4	20	
2004-05	Manchester	AHL	79	1	22	23	35	61	0	0	0	6	0	1	1	0	
2005-06	Los Angeles	NHL	53	0	9	9	-3	14	0	0	0	-	-	-	-	-	
2006-07	Los Angeles	NHL	39	3	6	9	-4	16	1	0	1	-	-	-	-	-	
	Manchester	AHL	7	1	3	4	2	2	0	0	0	-	-	-	-	-	
2007-08	Vancouver	NHL	55	0	1	1	1	33	0	0	0	-	-	-	-	-	
2008-09	St. Louis	NHL	58	0	7	7	-3	12	0	0	0	4	0	0	0	0	
2009-10	St. Louis	NHL	77	1	9	10	10	29	0	0	0	4	-	-	-	-	
NHL TOTALS:			339	4	38	42	-5	134	1	0	1	4	0	0	0	0	

First NHL Game: 11/27/01 at Montreal

First NHL Goal: 2/6/07 at Tampa Bay

First NHL Assist/Point: 12/1/01 at Florida

Most Goals, Game: 1, (4 times) Last: 3/18/10 at NY Rangers

Most Assists, Game: 2, 11/28/02 vs NY Rangers

Most Points, Game: 2, (2 times) Last: 2/6/07 at Tampa Bay

Most Penalty Minutes, Game: 15, 2/16/08 at Edmonton

MILESTONES



WEISS vs. NHL:

Team	GP	G	A	PTS	PIM
Anaheim	5	0	5	5	4
Atlanta	39	7	14	21	16
Boston	23	3	7	10	10
Buffalo	25	6	11	17	6
Calgary	6	0	1	1	0
Carolina	37	8	14	22	10
Chicago	7	0	2	2	0
Colorado	8	4	5	9	2
Columbus	5	1	2	3	2
Dallas	8	1	4	5	2
Detroit	7	2	3	5	4
Edmonton	6	1	0	1	0
Florida	7	0	0	0	2
Los Angeles	5	0	0	0	0
Minnesota	5	0	4	4	0
Montreal	24	6	8	14	12
Nashville	7	1	5	6	4
New Jersey	24	5	9	14	6
NY Islanders	25	7	9	16	4
NY Rangers	23	3	6	9	12
Ottawa	22	6	2	8	6
Philadelphia	24	4	11	15	16
Phoenix	4	2	1	3	0
Pittsburgh	24	6	8	14	10
San Jose	5	1	1	2	0
St. Louis	6	2	0	2	2
Tampa Bay	39	9	16	25	12
Toronto	24	6	11	17	8
Vancouver	7	1	4	5	2
Washington	37	11	18	29	27

NHL TOTALS..481.103.181.284..179



STEPHEN WEISS

(STEE-vehn WIGHS)

9

CENTER · Shoots Left · 5-11, 191 · Born 4/3/83 in Toronto, Ontario

AT A GLANCE: Weiss has played in 481 games as a Panther, eighth most in franchise history.

HOW ACQUIRED: Florida's first choice (4th overall) in the 2001 NHL Entry Draft. Signed a six-year contract extension on August 23, 2007.

2009-10: Completed his eighth NHL season, eighth with Florida...Served as one of the team's assistant captains for the third consecutive year...Named Team MVP for 2009-10 season...One of four Panthers to record a hat trick during 2009-10 season (Dvorak, Horton, Reinprecht)...Paced the Panthers and set a new career highs in goals (28)...Led the team and ranked T-13th in the NHL in power play goals (12)...Led the team in points (60)...Third on the team in assists (32)...Led the team in takeaways (63)...Led the team in face-offs taken with 1,551, winning 52.4%... Finished second on the team in shots (180)...Scored his 100th career NHL goal Mar. 21 vs. Tampa Bay...Set a new career high in goals when he tallied his 21st of the season Feb. 13 vs. Boston...Recorded a career-best four points (1-3-4) Dec. 21 at Philadelphia...Picked up his 250th career assist Dec. 11 at New Jersey...Had a career-high seven-game point scoring streak snapped Dec. 23 at NY Rangers (5-8-13, Dec. 11-21)...Had a career-high four-game goal scoring streak snapped Dec. 7 vs. Edmonton (6-1-7, Nov. 30-Dec. 5)...Recorded the second hat trick of his career as well as the shootout game-winner Dec. 2 vs. Colorado.

CAREER: 2008-09: Completed his seventh NHL season, seventh with Florida...Served as team's Alternate Captain for second consecutive season... Had NHL career highs and lead team in assists (47), points (61) and plus/minus rating (19)...Ranked 24th overall among NHL forwards and ranked 26th overall in assists...Notched a goal and added an assist April 11 vs. Washington...Notched a goal and added an assist Mar. 28 at Dallas...Tallied two points (1-1-2) including the first short handed goal of his NHL career Mar. 19 vs. Toronto...Tallied two assists Mar. 14 vs. Tampa Bay...Notched three assists to record a career high most assists in a game Mar. 3 vs. Atlanta...Scored a goal and added two assists Mar. 1 vs. Washington...Notched the game-winning goal and an assist Feb. 17 vs. New Jersey...Picked up a pair of assists Feb. 15 vs. Washington...Recorded a goal and two assists Feb. 3 at Toronto...Notched the game-winning goal and added two assists to tie a career high in points Jan. 29 vs. Montreal...Has a five-game point streak (1-6-7) snapped Jan. 10...Recorded a goal and an assist Jan. 6 at Toronto...Picked up a pair of assists Jan. 3 at Pittsburgh...Notched a goal and an assist Dec. 27 at Tampa Bay...Scored the shootout game-winner Dec. 12 at Calgary...Netted the game-winner Dec. 11 at Edmonton...Netted the game-winner in overtime Dec. 8 at Ottawa...Scored a goal and added an assist Nov. 30 at NY Rangers...Picked up a pair of assists Nov. 26 vs. New Jersey...Tallied two assists Nov. 9 at Anaheim...Placed on injured reserve (Groin, 10/25-11/06)...Notched a goal and an assist Oct. 11 vs. Atlanta...Recorded his first point of the season with an assist Oct. 10 vs. Carolina. **2007-08:** Completed his sixth NHL season, sixth with Florida...Set a NHL career-high in assists (29)...Was third on the Panthers with a plus-14 rating... Completed his first season serving as team's Alternate Captain...Scored the GWG in a 3-2 win at Montreal Dec. 18...Scored the GWG in a 1-0 win at St. Louis Dec. 13... Scored the shootout GWG in the 11th round Nov. 28 at Washington...Had a four-game point streak (1-4-5) from Oct. 11-18 and from Oct. 26-Nov. 2 (0-4-4). **2006-07:** Completed his fifth season in the NHL, fifth with

REGULAR SEASON												PLAYOFFS				
SEASON	TEAM	LEAGUE	GP	G	A	PTS	+/-	PIM	PPG	SHG	GWG	GP	G	A	PTS	PIM
1999-00	Plymouth	OHL	64	24	42	66	-	35	-	-	-	23	8	18	26	18
2000-01	Plymouth	OHL	62	40	47	87	28	45	16	1	6	18	7	16	23	10
2001-02	Plymouth	OHL	46	25	45	70	38	69	2	3	5	6	2	7	9	13
	Canada	WJC	6	3	1	4	3	6	1	0	0	-	-	-	-	-
	Florida	NHL	7	1	1	2	0	0	1	0	0	-	-	-	-	-
2002-03	Florida	NHL	77	6	15	21	-13	17	0	0	2	-	-	-	-	-
2003-04	San Antonio	AHL	10	6	3	9	-1	14	3	0	0	-	-	-	-	-
	Florida	NHL	50	12	17	29	-10	10	3	0	2	-	-	-	-	-
2004-05	San Antonio	AHL	62	15	23	38	-1	38	7	0	4	-	-	-	-	-
	Chicago	AHL	18	7	9	16	8	12	1	0	0	18	2	7	9	17
2005-06	Florida	NHL	41	9	12	21	-2	22	5	0	1	-	-	-	-	-
2006-07	Florida	NHL	74	20	28	48	-1	28	10	0	1	-	-	-	-	-
2007-08	Florida	NHL	74	13	29	42	14	40	4	0	4	-	-	-	-	-
2008-09	Florida	NHL	78	14	47	61	19	22	4	1	4	-	-	-	-	-
2009-10	Florida	NHL	80	28	32	60	-7	40	12	0	2	-	-	-	-	-
FLORIDA TOTALS:			481	103	181	284	0	179	39	1	16	-	-	-	-	-
NHL TOTALS:			481	103	181	284	0	179	39	1	16	-	-	-	-	-

First NHL Game: 4/3/02 vs. Pittsburgh

First NHL Goal/Point: 4/3/02 vs. Pittsburgh

First NHL Assist: 4/8/02 at Philadelphia

Most Goals, Game: 3, (2 times) MR: 12/2/09 vs Colorado

Most Assists, Game: 3, (2 times) MR: 12/21/09 at Philadelphia

Most Points, Game: 4, 12/21/09 at Philadelphia

Most Penalty Minutes, Game: 7, 1/11/03 at Washington

STEPHEN WEISS (CONTINUED)

Florida...Became the youngest Panther ever to be named Alternate Captain Mar. 6 at Atlanta...Recorded career-highs in goals (20), assists (28) and points (48)...Scored a team high 10 PPG...Notched two assists Mar. 30 vs. Washington...Scored his 20th goal of the season Mar. 27 at Tampa Bay...Netted a goal and two assists on Mar. 15 vs. Buffalo...Scored two goals Mar. 3 vs. Tampa Bay...Picked up a goal and two assists Feb. 24 vs. Boston...Had a goal and two assists Feb. 17 vs. Tampa Bay...Posted two assists Jan. 8 at Minnesota...Notched a pair of assists including his 100th career NHL point on Feb. 1 vs. Washington...Recorded the first hat trick of his NHL career Jan. 13 vs. Washington...Scored a goal and two assists Jan. 11 at Carolina...Scored a PPG and an assist Dec. 7 vs. Buffalo...Scored first goal of the season, a PPG Oct. 9 at Toronto. **2005-06:** Completed his fourth NHL season, fourth with Florida...Set a career-high in NHL PPG (5)...Recorded four multi-point games (Nov. 25 vs. Pittsburgh, Nov. 9 vs. NY Rangers, Nov. 1 at Montreal, Oct. 25 at Pittsburgh)... Scored a pair of goals Nov. 1 at Montreal...Scored his first goal of the season, GWG, and added an assist Oct. 25 at Pittsburgh...Placed on injured reserve with a wrist injury retroactive to Jan. 1. **2004-05:** Split the season between the San Antonio Rampage (AHL) and the Chicago Wolves (AHL)...Appeared in 62 contests with San Antonio, going 15-23-38 with 38 PIM.... Led the Rampage with career-highs in goals (15), points (38), PPG (7), GWG (4) and multi-point games (7)...Loaned to Chicago on Mar. 8, finishing the AHL regular season with the Wolves, going 7-9-16 with 12 PIM in 18 games...Debuted in first career postseason, going 2-7-9 with 17 PIM in 18 games...Helped Chicago reach the Calder Cup Finals. **2003-04:** Completed his third NHL season, third with Florida...Posted NHL career-highs for goals (12), assists (17), points (29) and PPG (3) with 10 PIM in 50 games...Missed the final three games of the regular season with a broken leg suffered Mar. 29 vs. Carolina...Recorded a four-game point streak (1-4-5) from Mar. 17-23...Missed 16 games Feb. 3 - Mar. 6 with a knee injury sustained Jan. 31 at NY Islanders...Set a single-game career-high with a three-point effort (1-2-3) Jan. 21 vs. Colorado...Tallied the GWG in a 1-0 win vs. Columbus Jan. 3...Played in his 100th career NHL game Dec. 10 vs. Boston...Posted first career NHL two-goal game Nov. 28 at Buffalo...Recorded a three-game goal streak Nov. 21-24 and also tallied an assist in each game (3-3-6)...Scored the GWG in OT Nov. 22 at Washington and also notched an assist in the game...Started the season in San Antonio (AHL), notching nine points (3-6-9) in 10 games, before being recalled for the remainder of the season Nov. 6. **2002-03:** Completed second NHL season (first full season) with Florida, going 6-15-21 with 17 PIM in 77 games...Scored the GWG and added an assist Mar. 3 at Toronto...Missed five games Feb. 18-26 with a broken toe sustained Feb. 15 vs. Washington...Notched a goal and an assist for the Eastern Conference in the Topps/NHL YoungStars Game at the BankAtlantic Center Feb. 1...Scored the GWG in OT Jan. 25 vs. Carolina...Assisted on GWG at Colorado Jan. 2...Scored his first goal of the season Nov. 22 at Phoenix...Posted assists in three straight games Oct. 12-17. **2001-02:** Made his NHL debut, playing seven games with Florida, going 1-1-2...Notched his first NHL assist on Sandis Ozolinsh's goal April 8 at Philadelphia...Scored his first NHL goal in his first NHL game Apr. 3 vs. Pittsburgh on his 19th birthday...Went 25-45-70 with 69 PIM in 46 games with Plymouth (OHL)...Led team in assists, points and plus/minus (plus-38), tied for first in GWG (5) and SHG (3) and was third in goals...Finished fifth in OHL plus/minus...Went 2-7-9 with 13 PIM in six playoff games, leading Plymouth in assists and points...Both playoff goals were GWG...Selected to play in 2002 Hershey Cup All-Star Series for the OHL West Team, but sat out the game with injury. **2000-01:** Played 62 games with Plymouth (OHL), scoring 40-47-87, with 45 PIM...Led Plymouth in goals, assists and points...Finished ninth in OHL points and 10th in goals...Posted team-leading 23 points (7-16-23 in 18 games) in the playoffs, helping Plymouth reach the OHL Finals...Named OHL Player of the Week Oct. 29...Named OHL Player of the Month for October (12-9-21 in 11 games)...Recorded 22 points (8-14-22) in 10-game scoring streak Oct. 20-Nov. 16...Played for OHL Western Conference Team in the 2001 CHL All-Star Cup Jan. 24 in Guelph, Ontario, notching a goal...Voted the Western Conference's Smartest Player and Best Stickhandler in the 2001 OHL Coaches Poll...Was a finalist for Best Playmaker in the poll. **1999-00:** Named Plymouth's Rookie of the Year and a finalist for OHL Rookie of the Year, going 24-42-66 with 35 PIM in 62 games...Tied for third in team points and finished fourth in goals and assists...Finished second in playoff points (8-18-26 in 23 games) and playoff assists for Plymouth, helping lead his team to the OHL Finals.

INTERNATIONAL: 2002: Represented Silver Medal-winning Canada in the 2002 World Junior Championships in the Czech Republic, going 3-1-4 in six games. **2001:** Was a member of Canada's Gold Medal-winning team at the Four Nations Under-18 Tournament in Slovakia and was named tourney's Best Forward.





WIDEMAN vs. NHL:

Team	GP	G	A	PTS	PIM
Anaheim	9	2	5	7	13
Atlanta	14	2	9	11	10
Boston	1	0	1	1	0
Buffalo	22	3	2	5	12
Calgary	6	1	3	4	2
Carolina	13	1	5	6	8
Chicago	28	3	6	8	5
Colorado	20	0	3	3	4
Columbus	15	2	3	5	10
Dallas	7	2	1	3	9
Detroit	16	0	3	3	26
Edmonton	7	1	0	1	16
Florida	13	1	8	9	2
Los Angeles	10	1	4	5	6
Minnesota	8	0	2	2	4
Montreal	23	3	7	10	9
Nashville	15	0	4	4	16
New Jersey	15	5	1	6	2
NY Islanders	13	2	5	7	6
NY Rangers	15	3	3	6	16
Ottawa	21	2	4	6	12
Philadelphia	16	3	4	7	18
Phoenix	8	1	4	5	10
Pittsburgh	16	2	6	8	24
San Jose	9	0	1	1	6
St. Louis	4	0	3	3	2
Tampa Bay	12	0	8	8	6
Toronto	20	4	10	14	8
Vancouver	8	0	2	2	9
Washington	14	3	3	6	16

NHL TOTALS...378...46.119.165...292



DENNIS WIDEMAN

6

(DEH-nihs WIGHD-muhn)

DEFENSE · Shoots Right · 6-0, 196 · Born 3/20/83 in Kitchener, Ontario

AT A GLANCE: Wideman was one of two NHL defensemen to lead his team in points during the 2010 Stanley Cup Playoffs.

HOW ACQUIRED: Traded from Boston to Florida along with Boston's first round selection in the 2010 NHL Entry Draft and third round selection in the 2011 NHL Entry Draft in exchange for Nathan Horton and Gregory Campbell.

2009-10: Completed his fifth NHL season and fourth with Boston...Appeared in 76 games with the Bruins, scoring 30 points (6-24-30) and adding 34 penalty minutes...Played in at least 75 games for the fourth consecutive year...Appeared in all 13 of Boston's playoff games and led all Bruins with 11 assists and 12 points...Registered eight points (0-8-8) in seven games during the Bruins' Eastern Conference Semifinal loss to the Flyers...Recorded a point in each of the Bruins' final five regular season games (2-3-5)...Recorded his 100th career point with an assist Nov. 19 at Atlanta.

CAREER: 2008-09: Set career season-highs in assists (37) and points (50) and tied his season-high in goals with 13...Finished sixth in the NHL in plus/minus at plus-32...Had nine multiple-point games...Tied his career-best with a seven-game point streak from Jan. 19-Feb. 4 (4-4-8)...Scored an overtime goal Oct. 27 in Edmonton to give Boston a 1-0 victory...Played his 300th NHL game Apr. 4 vs. New York Rangers and recorded his 100th NHL point with an assist Dec. 8 vs. Tampa Bay...Missed three games to injury (muscle strain & groin)...Added six assists in 11 playoff games, including a two-assist effort Apr. 20 in Montreal. **2007-08:** Established a career high in goals...Had three multiple-point games, all two-point efforts...Had a career-best seven-game point streak from Nov. 29- Dec. 10 (2-5-7), which was the longest such streak by a Boston defenseman since 1995 (Ray Bourque, eight games)...Had a four-game point streak from Feb. 16-23 (2-3-5)...Took one shootout shot (no goal)...Played his 200th NHL game Feb. 19 in Carolina...Scored the 18,000th goal in Bruins history on Dec. 31 vs. Atlanta's Kari Lehtonen...Did not dress for one game (coach's decision)...Added three assists in six playoff games, his first career playoff action...Played his first NHL playoff game Apr. 10 in Montreal and recorded his first playoff point with an assist Apr. 13 vs. the Canadiens. **2006-07:** Began the season in St. Louis where he led Blues defensemen in scoring with 22 points (5-17-22) and 44 PIM in 55 games at the time of his Feb. 27 trade to Boston for Brad Boyes...Added 3 points (1-2-3) and 27 PIM in 20 games with Bruins...Had four multiple-point games, including a career-high 3 point effort Jan. 13 vs. Los Angeles...Had two three-game point streaks, from Oct. 12-17 (0-3-3) and Jan. 13-16 (2-3-5)...Played his 100th NHL game Dec. 26 in Nashville...Played his first game as a Bruin Mar. 1 vs. Philadelphia and recorded his first point as a Bruin with an assist in that game...Scored his first goal as a Bruin Mar. 10 in Philadelphia...Did not dress for four St. Louis games (coach's decision) and missed three games with a hand injury. **2005-06:** Began the season in Peoria (AHL) and recorded 6 points (2-4-6) in 12 games before his Nov. 8 recall to St. Louis for the remainder of the season...Played his first NHL game Nov. 9 at Columbus and recorded his first NHL point with an assist Nov. 12 at Nashville...Scored his first NHL goal with the game-winning tally Dec. 1 vs. Columbus...Had a three-game goal streak from Jan. 17-20. **2004-05:** Played his first professional season in Worcester (AHL), leading club defensemen in scoring and finishing third overall in the team's scoring race with 43 points (13-30-43) in 79 games...Had eight multiple-point games, including a five-point effort Oct. 16 vs. Springfield...Was a starter for the Canadian team in the AHL All-Star Game.

REGULAR SEASON											PLAYOFFS					
SEASON	TEAM	LEAGUE	GP	G	A	PTS	+/-	PIM	PPG	SHG	GWG	GP	G	A	PTS	PIM
1999-00	Sudbury	OHL	63	10	26	36	- 64	-	-	-	-	12	1	2	3	22
2000-01	Sudbury	OHL	25	7	11	18	- 37	-	-	-	-	-	-	-	-	-
	London	OHL	24	8	8	16	- 38	-	-	-	-	5	0	4	4	6
2001-02	London	OHL	65	27	42	69	- 141	-	-	-	-	12	4	9	13	26
2002-03	London	OHL	55	20	27	47	4 83	9	1	-	-	14	6	6	12	10
2003-04	London	OHL	60	24	41	65	52 85	11	1	-	-	15	7	10	17	17
2004-05	Worcester	AHL	79	13	30	43	-22 65	7	0	2	-	-	-	-	-	-
2005-06	St. Louis	NHL	67	8	16	24	-31 83	5	1	1	1	-	-	-	-	-
	Peoria	AHL	12	2	4	6	-1 31	2	0	1	-	-	-	-	-	-
2006-07	St. Louis	NHL	55	5	17	22	-7 44	4	0	1	1	-	-	-	-	-
	Boston	NHL	20	1	2	3	-3 27	0	0	0	0	-	-	-	-	-
2007-08	Boston	NHL	81	13	23	36	11 70	9	0	1	1	6	0	3	3	0
2008-09	Boston	NHL	79	13	37	50	32 34	6	1	2	11	11	7	7	4	0
2009-10	Boston	NHL	76	6	24	30	-14 34	2	0	2	2	13	1	11	12	4
NHL TOTALS:			378	46	119	165	-12 292	26	2	7	7	30	1	21	22	8

First NHL Game: 11/9/05 at Columbus
First NHL Goal: 12/1/05 vs. Columbus
First NHL Assist/Point: 11/12/05 at Nashville
Most Goals, Game: 1 (46 times) MR: 4/19/10 vs Buffalo


Most Assists, Game: 3, 3/28/09 at Toronto
Most Points, Game: 3, (3 times) MR: 3/28/09 at Toronto
Most Penalty Minutes, Game: 8, 4/9/06 vs. Edmonton

MILESTONES

2010-2011 IN THE SYSTEM







JOE BASARABA

RIGHT WING · Shoots Right · 6-2, 190 · Born 5/2/92 in Fort Frances, Ontario

HOW ACQUIRED: Florida's seventh choice (69th overall) in the 2010 NHL Entry Draft.

REGULAR SEASON								PLAYOFFS				
SEASON	TEAM	LEAGUE	GP	G	A	PTS	PIM	GP	G	A	PTS	PIM
2008-09	Shattuck-St. Mary's High-MN		52	24	22	46	39	-	-	-	-	-
2009-10	Shattuck-St. Mary's High-MN		50	20	22	42	48	-	-	-	-	-



NO PHOTO
AVAILABLE

ZACH BEARSON

RIGHT WING · Shoots Right · 6-1, 180 · Born 6/13/87 in Houston, Texas

HOW ACQUIRED: Florida's eighth choice (224th overall) in the 2005 NHL Entry Draft.

REGULAR SEASON								PLAYOFFS				
SEASON	TEAM	LEAGUE	GP	G	A	PTS	PIM	GP	G	A	PTS	PIM
2003-04	Waterloo	USHL	53	7	11	18	65	7	3	1	4	12
2004-05	Waterloo	USHL	51	18	18	36	56	5	0	1	1	2
2005-06	Waterloo	USHL	56	13	21	34	73	-	-	-	-	-
2006-07	U. of Wisconsin	NCAA	5	0	0	0	2	-	-	-	-	-
2007-08	U. of Wisconsin	NCAA	1	0	0	0	0	-	-	-	-	-




JOSH BIRKHZOLZ

RIGHT WING · Shoots Right · 6-1, 182 · Born 3/28/91 in Maple Grove, Minnesota

HOW ACQUIRED: Florida's third choice (67th overall) in the 2009 NHL Entry Draft.

REGULAR SEASON								PLAYOFFS				
SEASON	TEAM	LEAGUE	GP	G	A	PTS	PIM	GP	G	A	PTS	PIM
2008-09	Fargo	USHL	55	21	15	36	52	9	3	2	5	4
2009-10	U. of Minnesota	NCAA	36	5	1	6	20	-	-	-	-	-



NICK BJUGSTAD

CENTER · Shoots Right · 6-4, 188 · Born 7/17/92 in Minneapolis, Minnesota

HOW ACQUIRED: Florida's second choice (19th overall) in the 2010 NHL Entry Draft.

REGULAR SEASON								PLAYOFFS				
SEASON	TEAM	LEAGUE	GP	G	A	PTS	PIM	GP	G	A	PTS	PIM
2008-09	Blaine	High-MN	29	10	17	27	18	-	-	-	-	-
2009-10	Blaine	High-MN	25	29	31	60	24	5	5	4	9	-



NO PHOTO
AVAILABLE

R.J. BOYD

DEFENSE · Shoots Left · 6-2, 185 · Born 2/7/91 in Sarasota, Florida

HOW ACQUIRED: Florida's thirteenth choice (183rd overall) in the 2010 NHL Entry Draft.


REGULAR SEASON								PLAYOFFS				
SEASON	TEAM	LEAGUE	GP	G	A	PTS	PIM	GP	G	A	PTS	PIM
2008-09	Cushing Academy	High-MA	35	2	11	13	35	-	-	-	-	-

CONNOR BRICKLEY

CENTER · Shoots Left · 6-0, 190 · Born 2/25/92 in Malden, Massachusetts

HOW ACQUIRED: Florida's sixth choice (50th overall) in the 2010 NHL Entry Draft.

REGULAR SEASON								PLAYOFFS				
SEASON	TEAM	LEAGUE	GP	G	A	PTS	PIM	GP	G	A	PTS	PIM
2009-10	Des Moines	USHL	52	22	21	43	68	-	-	-	-	-




SAM BRITTAIN

GOALTENDER · Catches Left · 6-3, 215 · Born 5/10/92 in Calgary, Alberta

HOW ACQUIRED: Florida's eighth choice (92nd overall) in the 2010 NHL Entry Draft.

REGULAR SEASON										PLAYOFFS					
SEASON	TEAM	LEAGUE	GP	W	L	T	MIN	GASO	GAA	GP	W	L	MIN	GASO	GAA
2008-09	Canmore	AJHL	3	1	2	0	179	9	0.3.02	-	-	-	-	-	-
2009-10	Canmore	AJHL	52	23	19	8	3065	167	2.3.27	9	5	4	559	28	0.3.01




BRADY CALLA

RIGHT WING · Shoots Right · 6-1, 200 · Born 3/14/88 in Vancouver, British Columbia

HOW ACQUIRED: Florida's second choice (73rd overall) in the 2006 NHL Entry Draft.

REGULAR SEASON								PLAYOFFS				
SEASON	TEAM	LEAGUE	GP	G	A	PTS	PIM	GP	G	A	PTS	PIM
2003-04	Everett	WHL	3	0	0	0	0	-	-	-	-	-
2004-05	Everett	WHL	68	11	10	21	38	11	1	1	2	0
2005-06	Everett	WHL	66	8	25	33	52	11	1	2	3	4
2006-07	Everett	WHL	29	3	6	9	23	-	-	-	-	-
	Moose Jaw	WHL	39	12	20	32	19	-	-	-	-	-
2007-08	Moose Jaw	WHL	14	2	8	10	10	-	-	-	-	-
	Kamloops	WHL	52	10	20	30	52	4	0	2	2	4
	Rochester	AHL	6	2	2	4	2	-	-	-	-	-
2008-09	Rochester	AHL	8	0	1	1	9	-	-	-	-	-
	Kamloops	WHL	19	5	8	13	31	-	-	-	-	-
	Spokane	WHL	31	11	14	25	27	12	1	3	4	6
2009-10	Rochester	AHL	33	1	5	6	14	-	-	-	-	-
	Florida	ECHL	16	2	2	4	23	-	-	-	-	-



JOE CALLAHAN

DEFENSE · Shoots Right · 6-3, 220 · Born 12/20/82 in Brockton, Massachusetts

HOW ACQUIRED: Signed as a free agent on August 3, 2010.

REGULAR SEASON								PLAYOFFS				
SEASON	TEAM	LEAGUE	GP	G	A	PTS	PIM	GP	G	A	PTS	PIM
2001-02	Yale	ECAC	31	3	8	11	20	-	-	-	-	-
2002-03	Yale	ECAC	32	2	11	13	38	-	-	-	-	-
2003-04	Springfield	AHL	13	0	4	4	12	-	-	-	-	-
	Yale	ECAC	31	6	14	20	38	-	-	-	-	-
2004-05	Utah	AHL	75	4	7	11	66	-	-	-	-	-
2005-06	San Antonio	AHL	80	1	5	6	88	-	-	-	-	-
2006-07	San Antonio	AHL	78	1	13	14	65	-	-	-	-	-
2007-08	Portland	AHL	65	1	23	24	59	18	1	11	12	25
2008-09	NY Islanders	NHL	18	0	2	2	4	-	-	-	-	-
	Bridgeport	AHL	56	4	9	13	38	5	1	2	3	4
2009-10	San Jose	NHL	1	0	1	1	0	-	-	-	-	-
	Worcester	AHL	35	4	11	15	19	2	0	0	0	2






MICHAEL CARUSO

DEFENSE · Shoots Left · 6-2, 191 · Born 7/5/88 in Mississauga, Ontario

HOW ACQUIRED: Florida's third choice (103rd overall) in the 2006 NHL Entry Draft.

REGULAR SEASON								PLAYOFFS				
SEASON	TEAM	LEAGUE	GP	G	A	PTS	PIM	GP	G	A	PTS	PIM
2004-05	Guelph	OHL	56	0	3	3	31	4	0	0	0	2
2005-06	Guelph	OHL	66	1	15	16	85	15	1	2	3	24
2006-07	Guelph	OHL	64	4	16	20	119	4	0	0	0	8
2007-08	Guelph	OHL	62	10	24	34	103	10	2	6	8	22
2008-09	Rochester	AHL	73	1	9	10	66	-	-	-	-	-
2009-10	Rochester	AHL	67	1	10	11	42	-	-	-	-	-



MARC CHEVERIE

GOALTENDER · Catches Left · 6-3, 183 · Born 2/22/87 in Cole Harbour, Nova Scotia

HOW ACQUIRED: Florida's sixth choice (193rd overall) in the 2006 NHL Entry Draft.

REGULAR SEASON								PLAYOFFS							
SEASON	TEAM	LEAGUE	GP	W	L	T	MIN	GASO	GAA	GP	W	L	MIN	GASO	GAA
2007-08	Denver	NCAA	5	1	0	0	141	4	0 1.70	-	-	-	-	-	-
2008-09	Denver	NCAA	40	23	12	5	2383	93	4 2.34	-	-	-	-	-	-
2009-10	Denver	NCAA	35	24	6	3	2044	71	6 2.08	-	-	-	-	-	-



ADAM COMRIE

DEFENSE · Shoots Left · 6-4, 213 · Born 7/31/90 in Asburn, Virginia

HOW ACQUIRED: Florida's third choice (80th overall) in the 2008 NHL Entry Draft.

REGULAR SEASON								PLAYOFFS				
SEASON	TEAM	LEAGUE	GP	G	A	PTS	PIM	GP	G	A	PTS	PIM
2006-07	Ohio	USHL	19	6	4	10	28	-	-	-	-	-
	Omaha	USHL	38	1	6	7	27	5	0	0	0	4
2007-08	Saginaw	OHL	58	10	18	28	90	4	0	0	0	4
2008-09	Saginaw	OHL	52	9	21	30	70	8	0	2	2	8
2009-10	Guelph	OHL	68	14	26	40	79	5	1	2	3	4



MARK CULLEN

CENTER · Shoots Left · 5-11, 190 · Born 10/28/78 in Virginia, Minnesota

HOW ACQUIRED: Signed as a free agent on July 2, 2010.

REGULAR SEASON								PLAYOFFS				
SEASON	TEAM	LEAGUE	GP	G	A	PTS	PIM	GP	G	A	PTS	PIM
1998-99	Colorado College	NCAA	42	8	25	33	22	-	-	-	-	-
1999-00	Colorado College	NCAA	37	11	20	31	22	-	-	-	-	-
2000-01	Colorado College	NCAA	31	20	33	53	26	-	-	-	-	-
2001-02	Colorado College	NCAA	43	14	36	50	14	-	-	-	-	-
2002-03	Houston	AHL	72	22	25	47	20	15	3	7	10	4
2003-04	Houston	AHL	53	10	28	38	28	2	0	0	0	0
2004-05	Houston	AHL	64	10	24	34	26	5	1	1	2	0
2005-06	Chicago	NHL	29	7	9	16	2	-	-	-	-	-
	Norfolk	AHL	54	29	39	68	48	4	2	2	4	0
2006-07	Philadelphia	NHL	3	0	0	0	0	-	-	-	-	-
	Philadelphia	AHL	56	16	36	52	34	-	-	-	-	-
2007-08	Grand Rapids	AHL	59	16	31	47	61	-	-	-	-	-
2008-09	Manitoba	AHL	56	14	25	39	22	20	4	9	13	0
2009-10	Rockford	AHL	62	21	32	53	16	4	0	2	2	2

EVGENY DADONOV

RIGHT WING · Shoots Left · 5-10, 178 · Born 3/12/89 in Chelyabinsk, Russia

HOW ACQUIRED: Florida's 3rd choice (71st overall) in the 2007 NHL Entry Draft.

REGULAR SEASON								PLAYOFFS				
SEASON	TEAM	LEAGUE	GP	G	A	PTS	PIM	GP	G	A	PTS	PIM
2006-07	Chelyabinsk	Russia	24	1	1	2	8	-	-	-	-	-
2007-08	Chelyabinsk	Russia	43	7	13	20	20	2	0	0	0	0
2008-09	Chelyabinsk	KHL	40	11	4	15	8	3	0	0	0	2
2009-10	Rochester	AHL	76	17	23	40	36	-	-	-	-	-
	Florida	NHL	4	0	0	0	0	-	-	-	-	-



JAMES DELORY

DEFENSE · Shoots Right · 6-4, 225 · Born 3/3/88 in Scarborough, Ontario

HOW ACQUIRED: Signed as a free agent on July 3, 2008.

REGULAR SEASON								PLAYOFFS				
SEASON	TEAM	LEAGUE	GP	G	A	PTS	PIM	GP	G	A	PTS	PIM
2004-05	Oshawa	OHL	61	1	4	5	82	-	-	-	-	-
2005-06	Oshawa	OHL	67	6	26	32	136	-	-	-	-	-
2006-07	Oshawa	OHL	61	4	21	25	167	9	0	4	4	16
2007-08	Oshawa	OHL	54	2	20	22	154	15	1	8	9	26
2008-09	Florida	ECHL	1	0	0	0	0	-	-	-	-	-
	Oshawa	OHL	33	4	6	10	53	-	-	-	-	-
2009-10	Bossier-Shreveport	CHL	36	2	1	3	78	11	0	0	0	19




ROMAN DERLYUK

DEFENSE · Shoots Left · 6-3, 198 · Born 10/27/86 in Leningrad, Russia

HOW ACQUIRED: Florida's seventh choice (164th overall) in the 2005 NHL Entry Draft.

REGULAR SEASON								PLAYOFFS				
SEASON	TEAM	LEAGUE	GP	G	A	PTS	PIM	GP	G	A	PTS	PIM
2005-06	St. Petersburg	Russia	35	0	2	2	63	2	1	0	1	0
2006-07	St. Petersburg	Russia	6	0	1	1	4	-	-	-	-	-
	Podolsk	Russia	19	0	2	2	14	1	0	0	0	0
2007-08	Balashikha	Russia	26	3	3	6	26	3	0	0	0	2
2008-09	Balashikha	KHL	54	3	8	11	50	-	-	-	-	-
2009-10	Balashikha	KHL	25	2	6	8	34	-	-	-	-	-




SPENCER DILLON

DEFENSE · Shoots Right · 6-4, 190 · Born 1/7/85 in Santa Cruz, California

HOW ACQUIRED: Florida's sixth choice (267th overall) in the 2004 NHL Entry Draft.

REGULAR SEASON								PLAYOFFS				
SEASON	TEAM	LEAGUE	GP	G	A	PTS	PIM	GP	G	A	PTS	PIM
2002-03	Salmon Arm	BCHL	35	0	10	10	87	-	-	-	-	-
2003-04	Salmon Arm	BCHL	42	0	7	7	160	14	0	2	2	22
2004-05	Green Bay	USHL	54	1	2	3	91	-	-	-	-	-
2005-06	Northern Michigan	NCAA	6	0	1	1	14	-	-	-	-	-
2006-07	Northern Michigan	NCAA	15	0	1	1	16	-	-	-	-	-

NO PHOTO
AVAILABLE



JOONAS DONSKOI

RIGHT WING · Shoots Right · 6-0, 180 · Born 4/13/92 in Raahe, Finland

HOW ACQUIRED: Florida's tenth choice (99th overall) in the 2010 NHL Entry Draft.

REGULAR SEASON								PLAYOFFS				
SEASON	TEAM	LEAGUE	GP	G	A	PTS	PIM	GP	G	A	PTS	PIM
2009-10	Karpat	FNL	18	2	2	4	4	-	-	-	-	-




MIKE DUCE

LEFT WING · Shoots Left · 5-10, 195 · Born 7/8/87 in Toronto, Ontario

HOW ACQUIRED: Signed as free agent on October 8, 2007.

REGULAR SEASON								PLAYOFFS				
SEASON	TEAM	LEAGUE	GP	G	A	PTS	PIM	GP	G	A	PTS	PIM
2003-04	Stouffville	OPJHL	7	3	2	5	15	-	-	-	-	-
	Thornhill	OPJHL	37	25	30	55	50	-	-	-	-	-
	Kitchener	OHL	5	1	2	3	4	4	0	1	1	4
2004-05	Kitchener	OHL	62	24	26	50	78	15	0	0	0	11
2005-06	Kitchener	OHL	59	22	22	44	113	5	2	1	3	10
2006-07	Kitchener	OHL	54	20	20	40	121	9	1	1	2	12
2007-08	Kitchener	OHL	62	32	22	54	173	20	16	6	22	37
2008-09	Rochester	AHL	68	14	14	28	147	-	-	-	-	-
2009-10	Rochester	AHL	59	9	10	19	111	-	-	-	-	-
	Florida	NHL	10	0	0	0	50	-	-	-	-	-



COREY DUROCHER

LEFT WING · Shoots Left · 6-3, 175 · Born 5/30/92 in Ottawa, Ontario

HOW ACQUIRED: Florida's 12th choice (153rd overall) in the 2010 NHL Entry Draft.

REGULAR SEASON								PLAYOFFS				
SEASON	TEAM	LEAGUE	GP	G	A	PTS	PIM	GP	G	A	PTS	PIM
2009-10	Kingston	OHL	66	15	11	26	31	7	2	0	2	4



KEATON ELLERBY

DEFENSE · Shoots Left · 6-4, 200 · Born 11/5/88 in Strathmore, Alberta

HOW ACQUIRED: Florida's first choice (10th overall) in the 2007 NHL Entry Draft.

REGULAR SEASON								PLAYOFFS				
SEASON	TEAM	LEAGUE	GP	G	A	PTS	PIM	GP	G	A	PTS	PIM
2004-05	Kamloops	WHL	60	0	1	1	77	6	0	0	0	16
2005-06	Kamloops	WHL	68	2	6	8	121	-	-	-	-	-
2006-07	Kamloops	WHL	69	2	23	25	120	4	1	2	3	12
2007-08	Kamloops	WHL	16	0	3	3	29	-	-	-	-	-
	Moose Jaw	WHL	53	2	21	23	81	5	0	2	2	15
2008-09	Rochester	AHL	75	3	20	23	44	-	-	-	-	-
2009-10	Rochester	AHL	58	6	13	19	34	-	-	-	-	-
	Florida	NHL	22	0	0	0	2	-	-	-	-	-

T.J. FAST

DEFENSE · Shoots Left · 6-0, 185 · Born 9/2/87 in Calgary, Alberta

HOW ACQUIRED: Acquired from St. Louis in exchange for Graham Mink on Aug. 3, 2010.

REGULAR SEASON							PLAYOFFS					
SEASON	TEAM	LEAGUE	GP	G	A	PTS	PIM	GP	G	A	PTS	PIM
2003-04	Calgary	AMHL	31	7	7	14	42	-	-	-	-	-
2004-05	Camrose	AJHL	58	8	28	36	4	-	-	-	-	-
2005-06	Denver	WCHA	39	1	6	7	26	-	-	-	-	-
2006-07	Denver	WCHA	19	0	4	4	14	-	-	-	-	-
	Tri-City	WHL	26	3	19	22	30	6	0	1	1	14
2007-08	Tri-City	WHL	71	14	37	54	92	16	1	8	9	16
2008-09	Peoria	AHL	46	1	4	5	12	-	-	-	-	-
	Alaska	ECHL	9	0	1	1	6	18	0	5	5	11
2009-10	Peoria	AHL	18	0	1	1	4	-	-	-	-	-
	Alaska	ECHL	46	10	21	31	26	4	2	1	3	0



BENJAMIN GALLACHER

DEFENSE · Shoots Left · 5-11, 183 · Born 9/11/92 in Calgary, Alberta

HOW ACQUIRED: Florida's ninth choice (93rd overall) in the 2010 NHL Entry Draft.

REGULAR SEASON							PLAYOFFS					
SEASON	TEAM	LEAGUE	GP	G	A	PTS	PIM	GP	G	A	PTS	PIM
2009-10	Camrose	AJHL	43	4	6	10	58	-	-	-	-	-




SERGEI GAYDUCHENKO

GOALTENDER · Catches Left · 6-5, 222 · Born 6/6/89 in Yaroslavl, Russia

HOW ACQUIRED: Florida's eighth choice (202nd overall) in the 2007 NHL Entry Draft.

REGULAR SEASON							PLAYOFFS								
SEASON	TEAM	LEAGUE	GP	W	L	T	MIN	GASO	GAA	GP	W	L	MIN	GASO	GAA
2005-06	Des Moines	USHL	26	-	-	-	-	-	-	-	-	-	-	-	-
2008-09	Yaroslavl	KHL	3	2	1	1	185	5	0 1.62	-	-	-	-	-	-
2009-10	Yaroslavl	KHL	20	11	7	0	1091	44	0 2.46	-	-	-	-	-	-




TRISTON GRANT

LEFT WING · Shoots Left · 6-1, 211 · Born 2/2/84 in Neepawa, Manitoba

HOW ACQUIRED: Signed as a free agent on July 3, 2010.

REGULAR SEASON							PLAYOFFS					
SEASON	TEAM	LEAGUE	GP	G	A	PTS	PIM	GP	G	A	PTS	PIM
2000-01	Lethbridge	WHL	23	2	0	2	75	5	0	0	0	11
2001-02	Lethbridge	WHL	36	8	1	9	110	-	-	-	-	-
	Vancouver	WHL	21	2	4	6	53	-	-	-	-	-
2002-03	Vancouver	WHL	72	10	10	20	200	4	0	0	0	10
2003-04	Vancouver	WHL	69	10	8	18	267	11	1	1	2	33
2004-05	Vancouver	WHL	70	20	12	32	193	6	1	0	1	8
2005-06	Philadelphia	AHL	64	2	3	5	190	-	-	-	-	-
2006-07	Philadelphia	NHL	8	0	1	1	10	-	-	-	-	-
	Philadelphia	AHL	61	5	6	11	199	-	-	-	-	-
2007-08	Philadelphia	AHL	72	10	11	21	181	12	0	2	2	34
2008-09	Milwaukee	AHL	55	3	8	11	153	11	1	1	2	12
2009-10	Nashville	NHL	3	0	0	0	9	-	-	-	-	-
	Milwaukee	AHL	74	12	13	25	236	5	0	2	2	16
	NHL TOTALS		11	0	1	1	19	-	-	-	-	-






ERIK GUDBRANSON

DEFENSE · Shoots Right · 6-4, 195 · Born 1/7/92 in Ottawa, Ontario

HOW ACQUIRED: Florida's first choice (3rd overall) in the 2010 NHL Entry Draft.

REGULAR SEASON								PLAYOFFS				
SEASON	TEAM	LEAGUE	GP	G	A	PTS	PIM	GP	G	A	PTS	PIM
2008-09	Kingston	OHL	63	3	19	22	69	-	-	-	-	-
2009-10	Kingston	OHL	41	2	21	23	68	7	1	2	3	6




QUINTON HOWDEN

CENTER · Shoots Left · 6-2, 182 · Born 1/21/92 in Oakbank, Manitoba

HOW ACQUIRED: Florida's third choice (25th overall) in the 2010 NHL Entry Draft.

REGULAR SEASON								PLAYOFFS				
SEASON	TEAM	LEAGUE	GP	G	A	PTS	PIM	GP	G	A	PTS	PIM
2007-08	Moose Jaw	WHL	5	0	0	0	0	-	-	-	-	-
2008-09	Moose Jaw	WHL	62	13	17	30	22	-	-	-	-	-
2009-10	Moose Jaw	WHL	65	28	37	65	44	2	0	2	2	2



CARL HUDSON

DEFENSE · Shoots Right · 6-1, 210 · Born 1/2/86 in Smooth Rock Falls, Ontario

HOW ACQUIRED: Signed as a free agent on 7/9/10.

REGULAR SEASON								PLAYOFFS				
SEASON	TEAM	LEAGUE	GP	G	A	PTS	PIM	GP	G	A	PTS	PIM
2006-07	Canisius	NCAA	34	10	11	21	93	-	-	-	-	-
2007-08	Canisius	NCAA	28	6	6	12	96	-	-	-	-	-
2008-09	Canisius	NCAA	35	14	9	23	44	-	-	-	-	-
2009-10	Canisius	NCAA	35	14	20	34	120	-	-	-	-	-
	Rochester	AHL	7	0	0	0	16	5	0	1	1	12



ZACH HYMAN

CENTER · Shoots Right · 6-0, 182 · Born 6/9/92 in Toronto, Ontario

HOW ACQUIRED: Florida's eleventh choice (123rd overall) in the 2010 NHL Entry Draft.

REGULAR SEASON								PLAYOFFS				
SEASON	TEAM	LEAGUE	GP	G	A	PTS	PIM	GP	G	A	PTS	PIM
2008-09	Hamilton	OJHL	49	13	24	37	24	-	-	-	-	-
2009-10	Hamilton	CCHL	49	35	40	75	30	-	-	-	-	-



A.J. JENKS

LEFT WING · Shoots Left · 6-2, 206 · Born 6/27/90 in Detroit, Michigan

HOW ACQUIRED: Florida's fourth choice (100th overall) in the 2008 NHL Entry Draft.

REGULAR SEASON								PLAYOFFS				
SEASON	TEAM	LEAGUE	GP	G	A	PTS	PIM	GP	G	A	PTS	PIM
2006-07	Plymouth	OHL	68	9	14	23	50	20	0	1	1	8
2007-08	Plymouth	OHL	68	26	29	55	94	4	1	0	1	4
2008-09	Plymouth	OHL	61	21	31	52	78	11	1	2	3	18
2009-10	Plymouth	OHL	52	23	40	63	58	9	4	8	12	14

CORBAN KNIGHT

CENTER · Shoots Right · 6-1, 180 · Born 9/10/90 in Oliver, British Columbia

HOW ACQUIRED: Florida's fifth choice (135th overall) in the 2009 NHL Entry draft.

REGULAR SEASON								PLAYOFFS				
SEASON	TEAM	LEAGUE	GP	G	A	PTS	PIM	GP	G	A	PTS	PIM
2007-08	Okotoks	AJHL	4	1	0	1	0	-	-	-	-	-
2008-09	Okotoks	AJHL	61	34	38	72	55	-	-	-	-	-
2009-10	U. of North Dakota	NCAA	37	6	7	13	35	-	-	-	-	-



DERRICK LAPONT

DEFENSE · Shoots Left · 6-3, 175 · Born 5/13/88 in Eau Claire, Wisconsin

HOW ACQUIRED: Florida's fourth choice (116th overall) in the 2006 NHL Entry Draft.

REGULAR SEASON								PLAYOFFS				
SEASON	TEAM	LEAGUE	GP	G	A	PTS	PIM	GP	G	A	PTS	PIM
2006-07	Green Bay	USHL	59	13	36	49	48	4	0	2	2	2
2007-08	U. of North Dakota	NCAA	31	2	5	7	34	-	-	-	-	-
2008-09	U. of North Dakota	NCAA	32	1	4	5	12	-	-	-	-	-
2009-10	U. of North Dakota	NCAA	43	2	20	22	16	-	-	-	-	-



JOHN LEE

DEFENSE · Shoots Right · 6-2, 173 · Born 1/16/89 in Fargo, North Dakota

HOW ACQUIRED: Florida's fifth choice (131st overall) in the 2007 NHL Entry Draft.

REGULAR SEASON								PLAYOFFS				
SEASON	TEAM	LEAGUE	GP	G	A	PTS	PIM	GP	G	A	PTS	PIM
2006-07	Waterloo	USHL	27	2	7	9	56	9	0	3	3	4
2007-08	Waterloo	USHL	59	1	11	12	106	11	0	4	4	24
2008-09	U. of Denver	NCAA	39	0	5	5	38	-	-	-	-	-
2009-10	U. of Denver	NCAA	41	2	10	12	55	-	-	-	-	-





JACOB MARKSTROM

GOALTENDER · Catches Left · 6-3, 178 · Born 1/31/90 in Gavle, Sweden

HOW ACQUIRED: Florida's first choice (31st overall) in the 2008 NHL Entry Draft.

REGULAR SEASON								PLAYOFFS							
SEASON	TEAM	LEAGUE	GP	W	L	T	MIN	GASO	GAA	GP	W	L	MIN	GASO	GAA
2007-08	Brynas U18	SWE-U18	1	-	-	-	60	3	0.300	-	-	-	-	-	-
	Brynas Jr.	SWE-Jr	22	-	-	-	1320	44	2.200	-	-	-	-	-	-
	Brynas	SWE	7	-	-	-	423	22	0.312	-	-	-	-	-	-
2008-09	Sweden	WJC	5	4	1	0	298	8	1.161	-	-	-	-	-	-
	Brynas	SWE	35	-	-	-	1992	79	3.238	1	-	59	2	0.202	-
2009-10	Sweden	WJC	5	4	1	0	299	11	0.221	-	-	-	-	-	-
	Brynas	SWE	43	20	10	10	2542	85	5.201	4	-	224	12	0.321	-
	Sweden	WC	3	3	0	0	180	4	1.133	-	-	-	-	-	-





JOHN MCFARLAND

CENTER · Shoots Right · 6-0, 192 · Born 4/2/92 in Richmond Hill, Ontario

HOW ACQUIRED: Florida's fourth choice (33rd overall) in the 2010 NHL Entry Draft.

REGULAR SEASON								PLAYOFFS				
SEASON	TEAM	LEAGUE	GP	G	A	PTS	PIM	GP	G	A	PTS	PIM
2007-08	Toronto	OPJHL	1	0	0	0	2	-	-	-	-	-
2008-09	Sudbury	OHL	58	21	31	52	36	6	1	3	4	2
2009-10	Sudbury	OHL	64	20	30	50	70	4	3	0	3	2



WADE MEGAN

CENTER · Shoots Left · 6-1, 185 · Born 7/22/90 in Canton, New York

HOW ACQUIRED: Florida's sixth choice (138th overall) in the 2009 NHL Entry Draft.

REGULAR SEASON								PLAYOFFS				
SEASON	TEAM	LEAGUE	GP	G	A	PTS	PIM	GP	G	A	PTS	PIM
2009-10	Boston University	NCAA	35	5	7	12	22	-	-	-	-	-



ALEXANDER PETROVIC

DEFENSE · Shoots Right · 6-4, 193 · Born 3/3/92 in Edmonton, Alberta

HOW ACQUIRED: Florida's fifth choice (36th overall) in the 2010 NHL Entry Draft.

REGULAR SEASON								PLAYOFFS				
SEASON	TEAM	LEAGUE	GP	G	A	PTS	PIM	GP	G	A	PTS	PIM
2008-09	Red Deer	WHL	66	1	12	13	70	-	-	-	-	-
2009-10	Red Deer	WHL	57	8	19	27	87	-	-	-	-	-



TYLER PLANTE

GOALTENDER · Catches Left · 6-3, 203 · Born 4/16/87 in Milwaukee, Wisconsin

HOW ACQUIRED: Florida's second choice (32nd overall) in the 2005 NHL Entry Draft.

REGULAR SEASON											PLAYOFFS					
SEASON	TEAM	LEAGUE	GP	W	L	T	MIN	GASO	GAA		GP	W	L	MIN	GASO	GAA
2003-04	Brandon	WHL	2	0	0	1	58	2	0.27		-	-	-	-	-	-
2004-05	Brandon	WHL	48	34	11	2	2833	122	6.2.58		24	13	11	1408	69	0.2.74
2005-06	Brandon	WHL	60	25	24	9	3414	189	2.3.32		6	2	4	360	18	0.3.00
2006-07	Brandon	WHL	54	30	14	2	3215	145	4.2.71		11	6	5	659	37	0.3.37
2007-08	Florida	ECHL	10	4	5	1	598	28	1.2.81		-	-	-	-	-	-
	Rochester	AHL	25	6	16	1	1451	86	0.3.56		-	-	-	-	-	-
2008-09	Rochester	AHL	19	5	10	1	904	49	0.3.25		-	-	-	-	-	-
	Dayton	ECHL	20	6	11	1	1076	60	0.3.35		-	-	-	-	-	-
2009-10	Rochester	AHL	26	12	12	1	1487	66	3.2.66		-	-	-	-	-	-

COLBY ROBAK

DEFENSE · Shoots Left · 6-3, 194 · Born 4/24/90 in Dauphin, Manitoba

HOW ACQUIRED: Florida's second choice (46th overall) in the 2008 NHL Entry Draft.

REGULAR SEASON							PLAYOFFS					
SEASON	TEAM	LEAGUE	GP	G	A	PTS	PIM	GP	G	A	PTS	PIM
2006-07	Brandon	WHL	39	2	3	5	12	1	0	0	0	0
2007-08	Brandon	WHL	71	6	24	30	25	6	0	2	2	8
2008-09	Brandon	WHL	65	13	29	42	41	12	6	8	14	4
2009-10	Brandon	WHL	71	16	50	66	9	15	3	9	12	2




ALEXANDER SALAK

GOALTENDER · Catches Left · 6-1, 189 · Born 1/5/87 in Strakonice, Czech Republic

HOW ACQUIRED: Signed as a free agent on May 29, 2009.

REGULAR SEASON											PLAYOFFS					
SEASON	TEAM	LEAGUE	GP	W	L	T	MIN	GA	SOGAA	GAA	GP	W	L	MIN	GASO	GAA
2007-08	TPS-Turku	FNL	31	-	-	-	-	-	-	2.59	-	-	-	-	-	-
2008-09	TPS-Turku	FNL	53	20	20	9	2980	119	4	2.40	8	-	-	-	-	-
2009-10	Rochester	AHL	46	29	14	0	2557	123	1	2.89	-	-	-	-	-	-
	Florida	NHL	2	0	1	0	67	6	0	5.41	-	-	-	-	-	-
	NHL TOTALS		2	0	1	0	67	6	0	5.41	-	-	-	-	-	-




MIKE SANTORELLI

CENTER · Shoots Right · 6-0, 189 · Born 12/14/85 in Vancouver, BC

HOW ACQUIRED: Acquired from Nashville on August 5, 2010 in exchange for a conditional fifth-round pick in the 2011 NHL Entry Draft..

REGULAR SEASON							PLAYOFFS					
SEASON	TEAM	LEAGUE	GP	G	A	PTS	PIM	GP	G	A	PTS	PIM
2003-04	Vernon	BCHL	60	43	53	96	26	5	0	2	2	0
2004-05	N. Michigan	CCHA	40	16	14	30	22	0	0	0	0	0
2005-06	N. Michigan	CCHA	40	15	18	33	24	-	-	-	-	-
2006-07	N. Michigan	CCHA	41	30	17	47	28	-	-	-	-	-
2007-08	Milwaukee	AHL	80	21	21	42	60	6	0	0	0	2
2008-09	Nashville	NHL	7	0	0	0	2	-	-	-	-	-
	Milwaukee	AHL	70	27	43	70	36	11	6	5	11	6
2009-10	Nashville	NHL	25	2	1	3	8	-	-	-	-	-
	NHL TOTALS		32	2	1	3	10	-	-	-	-	-



ERIC SELLECK

LEFT WING · Shoots Left · 6-1, 195 · Born 10/20/87 in Shanley, Ontario

HOW ACQUIRED: Signed as a free agent on April 21, 2010.

REGULAR SEASON							PLAYOFFS					
SEASON	TEAM	LEAGUE	GP	G	A	PTS	PIM	GP	G	A	PTS	PIM
2008-09	Oswego	SUNYAC	26	13	13	26	45	-	-	-	-	-
2009-10	Oswego	SUNYAC	28	21	33	54	48	-	-	-	-	-





DREW SHORE

CENTER · Shoots Right · 6-3, 190 · Born 1/29/91 in Denver, Colorado

HOW ACQUIRED: Florida's second choice (44th overall) in the 2009 NHL Entry Draft.

REGULAR SEASON							PLAYOFFS					
SEASON	TEAM	LEAGUE	GP	G	A	PTS	PIM	GP	G	A	PTS	PIM
2007-08	U.S. National U-18	NAHL	35	9	16	25	12	-	-	-	-	-
2008-09	U.S. National U-18	NAHL	62	17	32	49	46	-	-	-	-	-
2009-10	U. of Denver	NCAA	41	5	14	19	18	-	-	-	-	-



DENIS STASYUK

CENTER · Shoots Left · 6-1, 165 · Born 9/2/85 in Novokuznetsk, Russia

HOW ACQUIRED: Florida's ninth choice (171st overall) in the 2003 NHL Entry Draft.

REGULAR SEASON							PLAYOFFS					
SEASON	TEAM	LEAGUE	GP	G	A	PTS	PIM	GP	G	A	PTS	PIM
2002-03	Novokuznetsk	Russia	11	1	0	1	0	-	-	-	-	-
2003-04	Novokuznetsk	Russia	5	0	0	0	2	-	-	-	-	-
2005-06	Novokuznetsk	Russia	40	7	2	9	18	3	0	0	0	0
2006-07	Novokuznetsk	Russia	26	0	0	0	16	3	0	0	0	0
2007-08	Novokuznetsk	Russia	33	4	2	6	14	-	-	-	-	-
2008-09	Novokuznetsk	KHL	44	3	9	12	12	-	-	-	-	-
2009-10	Novokuznetsk	KHL	55	8	5	13	12	-	-	-	-	-




BILL THOMAS

RIGHT WING · Shoots Right · 6-1, 185 · Born 6/20/83 in Pittsburgh, Pennsylvania

HOW ACQUIRED: Signed as a free agent on July 3, 2010.

REGULAR SEASON							PLAYOFFS					
SEASON	TEAM	LEAGUE	GP	G	A	PTS	PIM	GP	G	A	PTS	PIM
2000-01	Cleveland	NAHL	51	3	3	6	2	-	-	-	-	-
2001-02	Cleveland	NAHL	52	12	17	29	16	-	-	-	-	-
2002-03	Tri-City Storm	USHL	60	29	21	50	20	3	0	3	3	4
2003-04	Tri-City Storm	USHL	60	31	38	69	30	9	8	6	14	4
2004-05	U. of Nebraska	NCAA	39	19	26	45	12	-	-	-	-	-
2005-06	U. of Nebraska	NCAA	41	27	23	50	43	-	-	-	-	-
	Phoenix	NHL	9	1	2	3	8	-	-	-	-	-
2006-07	San Antonio	AHL	47	13	20	33	20	-	-	-	-	-
	Phoenix	NHL	24	8	6	14	2	-	-	-	-	-
2007-08	San Antonio	AHL	75	24	28	52	40	7	1	2	3	0
	Phoenix	NHL	7	0	0	0	0	-	-	-	-	-
2008-09	Pittsburgh	NHL	16	2	1	3	2	-	-	-	-	-
	Wilkes-Barre	AHL	39	8	10	18	24	12	1	4	5	12
2009-10	Springfield	AHL	33	5	12	17	14	-	-	-	-	-
	Lugano	Swiss-A	6	2	1	3	2	-	-	-	-	-
	NHL TOTALS		56	11	9	20	12	-	-	-	-	-



SCOTT TIMMINS

CENTER · Shoots Left · 5-11, 191 · Born 9/11/89 in Hamilton, Ontario

HOW ACQUIRED: Florida's sixth choice (165th overall) in the 2009 NHL Entry Draft.

REGULAR SEASON							PLAYOFFS					
SEASON	TEAM	LEAGUE	GP	G	A	PTS	PIM	GP	G	A	PTS	PIM
2005-06	Burlington	OPJHL	31	8	4	12	8	-	-	-	-	-
2006-07	Kitchener	OHL	42	2	5	7	8	-	-	-	-	-
2007-08	Kitchener	OHL	62	17	12	29	46	20	3	5	8	10
2008-09	Kitchener	OHL	38	25	24	49	28	-	-	-	-	-
	Windsor	OHL	28	10	14	24	33	20	6	10	16	26
2009-10	Windsor	OHL	56	30	24	54	47	19	11	11	22	18

RYAN WATSON

LEFT WING · Shoots Right · 6-1, 17 · Born 3/1/88 in Cambridge, Ontario

HOW ACQUIRED: Florida's seventh round pick (191st overall) in the 2007 NHL Entry Draft.

REGULAR SEASON							PLAYOFFS					
SEASON	TEAM	LEAGUE	GP	G	A	PTS	PIM	GP	G	A	PTS	PIM
2007-08	Western Michigan	NCAA	34	4	4	8	16	-	-	-	-	-
2008-09	Western Michigan	NCAA	35	4	2	6	22	-	-	-	-	-
2009-10	Western Michigan	NCAA	20	2	0	2	10	-	-	-	-	-



CLAY WILSON

DEFENSE · Shoots Left · 6-0, 195 · Born 4/5/83 in Sturgeon Lake, Minnesota

HOW ACQUIRED: Signed as an unrestricted free agent on July 2, 2009.

REGULAR SEASON							PLAYOFFS					
SEASON	TEAM	LEAGUE	GP	G	A	PTS	PIM	GP	G	A	PTS	PIM
2001-02	U. of Michigan	NCAA	38	4	8	12	18	-	-	-	-	-
2002-03	U. of Michigan	NCAA	38	8	17	25	37	-	-	-	-	-
2003-04	U. of Michigan	NCAA	37	2	11	13	22	-	-	-	-	-
2004-05	U. of Michigan	NCAA	35	3	4	7	42	-	-	-	-	-
	Muskegon	UHL	14	3	3	6	2	17	0	2	2	8
2005-06	Muskegon	UHL	13	3	9	12	9	-	-	-	-	-
	Grand Rapids	AHL	60	10	27	37	40	16	0	3	3	8
2006-07	Portland	AHL	79	9	34	43	52	-	-	-	-	-
2007-08	Portland	AHL	14	3	5	8	6	-	-	-	-	-
	Syracuse	AHL	57	11	28	39	29	13	2	5	7	4
	Columbus	NHL	7	1	1	2	2	-	-	-	-	-
2008-09	Syracuse	AHL	33	8	12	20	6	-	-	-	-	-
	Columbus	NHL	5	0	1	0	0	-	-	-	-	-
	Chicago	AHL	37	6	19	25	10	-	-	-	-	-
	Atlanta	NHL	2	0	0	0	0	-	-	-	-	-
2009-10	Rochester	AHL	75	14	46	60	58	7	2	0	2	22
	Florida	NHL	2	0	0	0	0	-	-	-	-	-
	NHL Totals		16	1	2	3	2	-	-	-	-	-




GARRETT WILSON

LEFT WING · Shoots Left · 6-2, 199 · Born 3/16/91 in Barrie, Ontario

HOW ACQUIRED: Florida's fourth choice (107th overall) in the 2009 NHL Entry Draft.

REGULAR SEASON							PLAYOFFS					
SEASON	TEAM	LEAGUE	GP	G	A	PTS	PIM	GP	G	A	PTS	PIM
2007-08	Windsor	OHL	7	1	0	1	2	3	0	0	0	0
2008-09	Owen Sound	OHL	53	17	18	35	44	4	1	3	4	7
2009-10	Owen Sound	OHL	65	36	25	61	80	-	-	-	-	-



DENIS YACHMENEV

LEFT WING · Shoots Left · 6-1, 185 · Born 6/4/84 in Chelyabinsk, Russia

HOW ACQUIRED: Florida's ninth choice (200th overall) in the 2002 NHL Entry Draft.

REGULAR SEASON							PLAYOFFS					
SEASON	TEAM	LEAGUE	GP	G	A	PTS	PIM	GP	G	A	PTS	PIM
2001-02	North Bay	OHL	65	17	12	29	32	5	2	0	2	0
2002-03	Saginaw Spirit	OHL	68	17	28	45	69	-	-	-	-	-
2003-04	Khabarovsk Amur	Russia	27	0	1	1	4	-	-	-	-	-
2006-07	Novosibirsk Siber	Russia	16	0	0	0	8	1	0	0	0	0
2007-08	Chelyabinsk Traktor	Russia	40	2	8	10	22	2	0	0	0	0
2008-09	Chelyabinsk Traktor	KHL	8	0	0	0	2	-	-	-	-	-





SEAN ZIMMERMAN

DEFENSE · Shoots Right · 6-2, 200 · Born 5/24/87 in Denver, Colorado

HOW ACQUIRED: Acquired from Vancouver in exchange for Nathan Paetsch on Oct. 7, 2010.

REGULAR SEASON							PLAYOFFS					
SEASON	TEAM	LEAGUE	GP	G	A	PTS	PIM	GP	G	A	PTS	PIM
2003-04	Spokane	WHL	67	4	4	8	16	4	0	0	0	0
2004-05	Spokane	WHL	71	2	14	16	36	-	-	-	-	-
2005-06	Spokane	WHL	72	2	19	21	44	-	-	-	-	-
	Albany	AHL	6	0	0	0	4	-	-	-	-	-
2006-07	Spokane	WHL	60	2	12	14	69	6	0	2	2	2
	Lowell	AHL	1	0	0	0	2	-	-	-	-	-
2007-08	Trenton	ECHL	8	0	1	1	10	7	1	2	3	0
	Lowell	AHL	66	0	6	6	47	-	-	-	-	-
2008-09	Arizona	CHL	20	0	3	3	20	-	-	-	-	-
	San Antonio	AHL	36	2	0	2	30	-	-	-	-	-
2009-10	San Antonio	AHL	72	2	7	9	105	-	-	-	-	-

2010-11 PANTHERS PROSPECTS

COLLEGE PROSPECTS

PLAYER	POS	TEAM	HT	WT	DOB	POB
Joe Basaraba	RW	Minn.-Duluth	6-2	190	May 2, 1992	Fort Frances, ON
Nick Bjugstad	C	Minnesota	6-4	188	July 17, 1992	Minneapolis, MN
R.J. Boyd	D	Sacred Heart	6-2	185	February 7, 1991	Sarasota, FL
Connor Brickley	C	Vermont	6-0	190	February 25, 1992	Malden, MA
Sam Brittain	G	Denver	6-3	215	May 10, 1992	Calgary, AB
Zach Hyman	C	Princeton	6-0	182	June 9, 1992	Toronto, ON
Corban Knight	C	North Dakota	6-1	180	September 10, 1990	Oliver, BC
Derrick LaPoint	D	North Dakota	6-2	175	May 13, 1988	Eau Claire, WI
John Lee	D	Denver	6-2	185	January 16, 1989	Fargo, ND
Wade Megan	C	Boston	6-1	185	July 22, 1990	Canton, NY
Drew Shore	C	Denver	6-3	190	January 29, 1991	Denver, CO
Ryan Watson	LW	Western Michigan	6-1	175	March 1, 1988	Cambridge, ON

JUNIOR PROSPECTS

PLAYER	POS	TEAM	HT	WT	DOB	POB
Josh Birkholz	RW	Minnesota	6-1	182	March 28, 1991	St. Louis Park, MN
Corey Durocher	LW	Kingston (OHL)	6-3	175	May 30, 1992	Ottawa, ON
Benjamin Gallacher	D	Camrose (AJHL)	5-11	183	September 11, 1992	Calgary, AB
Erik Gudbrason	D	Kingston (OHL)	6-4	195	January 7, 1992	Ottawa, ON
Quinton Howden	C	Moose Jaw (WHL)	6-2	182	January 21, 1992	Oakbank, Manitoba
John McFarland	LW	Sudbury (OHL)	6-0	192	April 2, 1992	Richmond Hill, ON
Alex Petrovic	D	Red Deer (WHL)	6-4	193	March 3, 1992	Edmonton, AB
Garrett Wilson	LW	Owen Sound (OHL)	6-2	199	March 16, 1991	Barrie, ON

EUROPEAN PROSPECTS

PLAYER	POS	TEAM	HT	WT	DOB	POB
Roman Deriyuk	D	Balashikha (KHL)	6-3	198	October 27, 1986	Leningrad, Russia
Joonas Donskoi	RW	Karpat Jr. (FNL)	6-0	180	April 13, 1992	Raahe, Finland
Sergei Gayduchenko	G	Yaroslavl (KHL)	6-5	222	June 6, 1989	Yaroslavl, Russia
Alexander Salak	G		6-1	189	January 5, 1987	Strakonice, Czech Rep.
Denis Stasyuk	C	Novokuznetsk (KHL)	6-3	181	September 2, 1985	Novokuznetsk, Russia
Denis Yachmenev	LW	Chelyabinsk (KHL)	6-0	198	June 4, 1984	Chelyabinsk, Russia

MINOR LEAGUE AFFILIATE



Rochester Americans

The Blue Cross Arena · One War Memorial Square · Rochester, NY 14614

SENIOR MANAGEMENT

Owner & CEOCurt Styres
 President.....Lewis Staats
 Vice President of Hockey Operations.....Ted Nolan
 Vice President of Game Production.....John Catalano
 Vice President of Ticketing & Suites.....Adam Winslow
 Vice President of Communications.....Craig Rybczynski

HOCKEY OPERATIONS

Director of Player PersonnelJody Gage
 Hockey Operations Manager.....Adam Winslow

HOCKEY OPERATIONS

Special Projects Coordinator.....Wendy Staats
 Executive Assistant.....Suzanne Marr

COACHING & SUPPORT STAFF

Head CoachChuck Weber
 Assistant Coach.....Jason Cipolla
 Goaltending CoachBob Janosz
 Strength & Conditioning CoachAdam Reynolds
 Athletic Trainer.....Kent Weisbeck
 Equipment Manager.....Peter Bureaux
 Team Doctors.....Dr. Robert Bronstein & Dr. Kenneth DeHaven
 Team Chiropractor.....Dr. Donald Dudley

COMMUNICATIONS/PUBLIC RELATIONS

Communications Manager.....Warren Kosel
 Social Media Manager.....Jessica Baldwin
 Radio & TV BroadcasterDon Stevens
 Radio & TV Color Analyst.....Ric Seiling

FINANCE

Controller.....Shane Ashton

CORPORATE PARTNERSHIP

Director of Brand ActivationBrooke Howell
 Corporate Partnership ExecutiveJohn Cetron
 Corporate Partnership Executive.....Rob McIury

GAME PRODUCTION


Game Day Manager.....Caitlin Davis
 Graphics Designer.....Pedro Ugalde

TICKET SALES & OPERATIONS

Director of Business Development.....Stan Pesner
 Director of Ticket Operations.....Brian Harrington
 Account Executive.....Nicole Petix
 Account ExecutiveShannon Burrows
 Account Executive.....Peter Unstead
 Account ExecutiveCaitlin O'Hara
 Account ExecutiveLee Maslyn
 Account ExecutiveBen Cerow
 Account ExecutiveNick Salemi
 Merchandising.....Destroyer Promotional Products

GENERAL INFORMATION

Executive Offices.....The Blue Cross Arena
 at the Rochester War Memorial
 One War Memorial Square
 Rochester, NY 14614
 Telephone/Executive Offices.....(585) 454-5335
 Fax Number(585) 454-3954
 Telephone/Hotline.....(585) 454-5335
 Website.....www.amerks.com
 E-Mailamerks@amerks.com
 Home Ice...The Blue Cross Arena at the Rochester War Memorial
 Dimensions of Rink197' x 85'
 Seating Capacity11,200
 Location of Press BoxSuite Level
 NHL Affiliate.....Florida Panthers
 Club Colors.....Red, White, Blue
 Home Uniforms.....Base - White; Trim - Blue, Red
 Road Uniforms.....Base - Blue; Trim - White, Red
 Ticket Prices.....\$19.00, \$18.00, \$16.00, \$13.00 and \$10.00
 Home Game Times.....Monday-Saturday @ 7:05 pm
 Sunday @ 3:00 pm and 5:00 pm
 TV StationTime Warner Cable SportsNet Channel 26
 Radio Stations.....WHTK 1280-AM and WROO 107.3-FM
 Webcasts.....NeuLion and whtk.com



MINOR LEAGUE AFFILIATE



Ted Nolan
Vice President of Hockey
Operations

Ted Nolan enters his second season as the team's Vice President of Hockey. Nolan, 51, returns to Rochester for the first time since the 1984-85 season. Since his days in the Flower City, he has enjoyed success as a player, coach and humanitarian.

His resume includes four seasons as a head coach in the National Hockey League, the 1996-97 Jack Adams Trophy as NHL Coach of the Year, a Calder Cup championship, a Memorial Cup title and numerous honors for his philanthropic efforts.

Nolan was born on the Garden River First Nation just outside Sault Ste. Marie, Ontario, and played for the Soo Greyhounds of the Ontario Hockey League. The left winger was selected by the Detroit Red Wings in the fifth round (78th overall) in the 1978 NHL Amateur Draft. His pro career spanned eight seasons, most of them in the American Hockey League (1978-85). He played in 374 AHL games with teams in Adirondack, Rochester and Baltimore. During that time, Nolan also appeared in 78 NHL games between the Detroit Red Wings and Pittsburgh Penguins.

He broke into the pros with the Kansas City Red Wings of the Central Hockey League in 1978-79, before spending the next five seasons with the Adirondack Red Wings. In 1980-81, he was a member of the Red Wings' Calder Cup championship team. He appeared in 299 games with the Red Wings from 1979-84 and recorded 84 goals, 126 assists and 455 penalty minutes. Nolan played in 60 NHL games with Detroit and scored five goals, added 15 assists and collected 71 penalty minutes. While with the Detroit organization, he befriended another rising star, Jody Gage. The two played together for five seasons before Nolan departed for the Buffalo Sabres/Rochester Americans in 1984-85.

Nolan, former captain with the Amerks finished his only season in Rochester sixth on the team in points (62) and third in penalty minutes (152). He ended his playing career in 1985-86 as he split time with the AHL Baltimore Skipjacks and the NHL's Pittsburgh Penguins.

He returned to the Sault Ste. Marie Greyhounds as an assistant coach and then became head coach in 1988, as a mid-season replacement. He remained with the Greyhounds until the end of the 1994 season. Nolan led the Greyhounds to three consecutive Memorial Cup tournament berths, winning the Memorial Cup in 1993.

Nolan was promoted to the NHL following the 1993-94 season, taking an assistant job with the Hartford Whalers. The next season, he accepted the position of head coach of the NHL's Buffalo Sabres, where he had his best success. In his second season in Buffalo (1995-96), he led the team to the Northeast Division title and a berth in the conference finals. After helping the Sabres to a 19-point improvement in the standings and the team's first division title in 16 years, he was rewarded by being named the NHL Coach of the Year.

After working behind the Buffalo bench he returned to competitive coaching after an eight-year absence as the head coach and director of hockey operations for the Moncton Wildcats of the Quebec Major Junior Hockey League. In 2005-06, he led Moncton to its first-ever President Cup as QMJHL champion, finishing first overall in the regular season at 52-15-0-2. The Wildcats advanced to the finals of the Memorial Cup where they finished runner-up to the Quebec Remparts. For his efforts, he was named the QMJHL All-Star head coach and the league's General Manager of the Year.

He returned to the professional ranks in 2006 with the NY Islanders after a nine-year layoff from coaching in the NHL and confounded experts by leading the team to the Stanley Cup Playoffs. In a March 2008 Sports Illustrated player survey, he was rated second to only Detroit's Mike Babcock as the coach players would most like to play for. In two seasons on Long Island he guided the Islanders to a record of 73-68-0 to improve his lifetime record to 147-140-40 as an NHL head coach.

Away from the rink, Nolan has devoted himself to First Nations causes, including teaching hockey to First Nations children. His work in this area earned him numerous awards, including the National Aboriginal Achievement Award, the Sault Ste. Marie Medal of Merit, the Order of Ontario 1991, Sault Ste. Marie Kiwanis Citizen of the Year and in 1986 he was chosen as a role model in the National Native Alcohol and Drug Abuse Program. He has also received an honorary diploma for human relations from Niagara College (1997) and accepted an honorary doctorate degree in law from Laurentian University (2002).

Nolan is an active member in the Aboriginal community and in 2003 established the Ted Nolan Foundation in honor of his late mother, Rose. The Ted Nolan Foundation mission statement is "through our philosophy of healthy lifestyle, the Ted Nolan Foundation is committed to the healing process to renew and revitalize the mind, body and spirit of our young people. We will explore to help us train a new cadre of Aboriginal leaders today, to take their rightful place in Canadian society tomorrow. We will help develop programs at the community level for First Nations youth in communities no matter how isolated or poverty stricken. We will raise scholarship funds for First Nation women wishing to complete their education."

In addition, the Ted Nolan Foundation and Tim Horton's Children's Foundation recently agreed to a five-year commitment to sponsor a first nation leadership camp this coming October in St. George, Ontario.

Ted and his wife Sandra reside in Garden River First Nation and are the proud parents of Brandon, a former player with the Carolina Hurricanes organization; and Jordan, a member of the Sault Ste. Marie Greyhounds in the Ontario Hockey League.

MINOR LEAGUE AFFILIATE



Chuck Weber
Head Coach

Chuck Weber enters his first season as head coach of the Rochester Americans in 2010-11. The appointment to the position marks his return to the American Hockey League coaching scene for the first time since the 2002-03 season, but first as a head coach.

The Florida Panthers named Weber as the head coach of their AHL affiliate on July 27, 2010 after he guided the ECHL's Cincinnati Cyclones to their second Kelly Cup championship in three years this past spring. Weber becomes the 28th head coach in the 55-year history of the franchise and the first American bench boss in 14 years since John Tortorella led Rochester to its last Calder Cup in 1996.

"We are very pleased to have hired Chuck as our new head coach in Rochester," said Florida Panthers General Manager Dale Tallon. "He is a bright hockey mind, who created a winning environment in Cincinnati over the last four seasons, leading his club to a pair of ECHL titles. Chuck is a high character and hard working coach who will do an excellent job developing and working with our top prospects in Rochester."

Weber, 37, previously served as the Vice President of Hockey Operations & Head Coach of the Cincinnati Cyclones (ECHL) for the last four years. The Lockport, New

York native led his club to the ECHL conference finals in three of his four years at the helm, capturing the ECHL Kelly Cup title in 2008 and 2010. With the victory to secure the 2010 Kelly Cup, Weber won his 45th career Kelly Cup playoff game. He passed former Alaska Aces coach (and current St. Louis Blues head coach) Davis Payne with that total for most by a coach in any four-year period in ECHL history. Weber was named ECHL Coach of the Year in 2007-08, after finishing second in voting in 2006-07.

Prior to joining the Cyclones, Weber served as an assistant coach and assistant director of hockey operations with the Utah Grizzlies (ECHL). Weber began his coaching career during the 1999-00 season as an assistant with the Orlando Solar Bears (IHL). In just his second season (2000-01) as an assistant coach, he was part of the Turner Cup championship team in the league's final season. The following year (2001-2002), Weber was the assistant coach with Trenton (ECHL), and the Titans posted the ECHL's second-best record (46-16-10). In 2002-03, Weber served as an assistant coach with the Milwaukee Admirals (AHL). During his year with the Admirals, Weber helped direct the team to a 32-27-14-7 record.

Weber, a 1995 graduate of the University of Albany, majored in communications and had minors in athletic training and business. He was also a member of the Great Danes hockey program.

Chuck Weber's Head Coaching Record

SEASON	TEAM	LEAGUE	GC	W	L	OTL	PTS	PCT.
2006-07	Cincinnati	ECHL	72	37	29	6	80	.556
2007-08	Cincinnati	ECHL	72	55	12	5	115	.799
2008-09	Cincinnati	ECHL	72	41	26	5	87	.604
2009-10	Cincinnati	ECHL	72	44	25	3	91	.632
ECHL Totals			288	177	92	19	373	.648

AMERICAN HOCKEY LEAGUE ALIGNMENT

Eastern Conference

Atlantic Division

Bridgeport Sound Tigers	NY Islanders
Hartford Wolf Pack	NY Rangers
Manchester Monarchs	Los Angeles Kings
Portland Pirates	Buffalo Sabres
Providence Bruins	Boston Bruins
Springfield Falcons	Columbus Blue Jackets
Worcester Sharks	San Jose Sharks

East Division

Adirondack Phantoms	Philadelphia Flyers
Albany Devils	NJ Devils
Binghamton Senators	Ottawa Senators
Charlotte Checkers	Carolina Hurricanes
Hershey Bears	Washington Capitals
Norfolk Admirals	Tampa Bay Lightning
Syracuse Crunch	Anaheim Ducks
Wilkes-Barre/Scranton Penguins	Pittsburgh Penguins

Western Conference

North Division

Abbotsford Heat	Calgary Flames
Grand Rapids Griffins	Detroit Red Wings
Hamilton Bulldogs	Montreal Canadiens
Lake Erie Monsters	Colorado Avalanche
Manitoba Moose	Vancouver Canucks
Rochester Americans	Florida Panthers
Toronto Marlies	Toronto Maple Leafs

West Division

Chicago Wolves	Atlanta Thrashers
Houston Aeros	Minnesota Wild
Milwaukee Admirals	Nashville Predators
Oklahoma City Barons	Edmonton Oilers
Peoria Rivermen	St. Louis Blues
Rockford IceHogs	Chicago Blackhawks
San Antonio Rampage	Phoenix Coyotes
Texas Stars	Dallas Stars



2010-11 ROCHESTER AMERICANS SCHEDULE

October

Sat. 9	at Toronto	3:00 p.m.
Sun. 10	HERSHEY	5:05 p.m.
Fri. 15	HAMILTON	7:35 p.m.
Sat. 16	at Hershey	7:00 p.m.
Sun. 17	ADIRONDACK	5:05 p.m.
Tue. 19	at Hamilton	7:00 p.m.
Sat. 23	GRAND RAPIDS	7:35 p.m.
Mon. 25	at Abbotsford	7:00 p.m.
Tue. 26	at Abbotsford	7:00 p.m.
Fri. 29	at Worcester	7:30 p.m.
Sat. 30	at Adirondack	7:00 p.m.

November

Fri. 5	WILKES-BARRE	7:35 p.m.
Sat. 6	at Albany	7:00 p.m.
Sun. 7	WILKES-BARRE	5:05 p.m.
Wed. 10	at Binghamton	7:05 p.m.
Fri. 12	at Manitoba	7:30 p.m.
Sat. 13	at Manitoba	7:30 p.m.
Fri. 19	HAMILTON	7:35 p.m.
Sat. 20	ALBANY	7:35 p.m.
Sun. 21	SYRACUSE	5:05 p.m.
Fri. 26	TORONTO	7:35 p.m.
Sat. 27	at Wilkes-Barre	7:05 p.m.

December

Fri. 3	SYRACUSE	7:35 p.m.
Sat. 4	ALBANY	7:35 p.m.
Wed. 8	HAMILTON	7:05 p.m.
Fri. 10	HAMILTON	7:35 p.m.
Sat. 11	at Binghamton	7:05 p.m.
Sun. 12	BINGHAMTON	5:05 p.m.
Tue. 14	at Lake Erie	7:05 p.m.
Fri. 17	TORONTO	7:35 p.m.
Sat. 18	at Toronto	3:00 p.m.
Sun. 19	BINGHAMTON	5:05 p.m.
Sun. 26	SYRACUSE	5:05 p.m.
Wed. 29	at Lake Erie	7:00 p.m.
Thu. 30	at Toronto	7:00 p.m.

January

Sat. 1	SYRACUSE	7:35 p.m.
Sun. 2	ADIRONDACK	5:05 p.m.
Tue. 4	at Lake Erie	7:00 p.m.
Sat. 8	at Binghamton	7:05 p.m.

Fri. 14	LAKE ERIE	7:35 p.m.
Sat. 15	at Syracuse	7:30 p.m.
Sun. 16	LAKE ERIE	5:05 p.m.
Tue. 18	at Hamilton	7:00 p.m.
Thu. 20	at Lake Erie	7:00 p.m.
Fri. 21	at Syracuse	7:30 p.m.
Sat. 22	at Hershey	7:00 p.m.
Wed. 26	GRAND RAPIDS	7:05 p.m.
Fri. 28	MANITOBA	7:35 p.m.
Sat. 29	at Albany	7:00 p.m.

February

Sat. 5	TORONTO	7:35 p.m.
Wed. 9	ABBOTSFORD	7:05 p.m.
Fri. 11	BINGHAMTON	7:35 p.m.
Sat. 12	at Hamilton	4:00 p.m.
Sun. 13	GRAND RAPIDS	3:05 p.m.
Wed. 16	WORCESTER	7:05 p.m.
Fri. 18	HERSHEY	7:35 p.m.
Sat. 19	at Syracuse	7:30 p.m.
Mon. 21	at Hamilton	2:00 p.m.
Wed. 23	MANITOBA	7:35 p.m.
Fri. 25	MANITOBA	7:05 p.m.
Sat. 26	at Binghamton	7:05 p.m.
Sun. 27	SYRACUSE	3:05 p.m.

March

Fri. 4	at Grand Rapids	7:00 p.m.
Sat. 5	at Grand Rapids	7:00 p.m.
Fri. 11	TORONTO	7:35 p.m.
Sat. 12	at Syracuse	7:30 p.m.
Sun. 13	at Hamilton	4:00 p.m.
Wed. 16	HAMILTON	7:05 p.m.
Sat. 19	at Grand Rapids	7:00 p.m.
Tue. 22	at Lake Erie	7:00 p.m.
Fri. 25	LAKE ERIE	7:35 p.m.
Sat. 26	at Syracuse	7:30 p.m.
Tue. 29	at Manitoba	7:30 p.m.
Wed. 30	at Manitoba	7:30 p.m.

April

Fri. 1	MANITOBA	7:35 p.m.
Sat. 2	at Wilkes-Barre	7:05 p.m.
Mon. 4	at Adirondack	7:00 p.m.
Fri. 8	BINGHAMTON	7:35 p.m.
Sat. 9	at Toronto	3:00 p.m.
Sun. 10	LAKE ERIE	5:05 p.m.

MINOR LEAGUE AFFILIATE



Cincinnati Cyclones

US Bank Arena · 100 Broadway St. · Cincinnati, OH 45202
Phone: (513) 421-7825 · Fax: (513) 333-3040
www.cycloneshockey.com · www.usbankarena.com

OWNERSHIP & FRONT OFFICE

Owner/Governor.....Ray Harris
VP/GM, US Bank Arena.....Joe Stills
Director, Marketing.....Morrella Raleigh
Coordinator, Marketing.....Sean Lynn
Assistant, Marketing.....Ian Bolender
Staff Accountant.....Mary Reed
Account Executive.....Brandon Bernhardt
Account Executive.....Josh Burdine
Account Executive.....Mike Cahill

PUBLIC/MEDIA RELATIONS STAFF

Dir. Media Relations/Broadcasting.....Nick Brunker

Ph: 513-421-4111x 139
Fax: 513-333-3040
email: nbrunker@usbankarena.com

COACHING & TRAINING STAFF

Head Coach/VP Hockey Ops.....Jarrod Skalde
Assistant Coach/ Dir. Hockey Ops.....Scott Fankhouser
Trainer.....Bob Case
Equipment Manager.....Chris Burke



JARROD SKALDE Head Coach

Jarrod Skalde was named as the head coach of the Cincinnati Cyclones in August 2010. Previously, Skalde, 39, was the head coach of the Bloomington Prairie Thunder of the IHL.

The Niagara Falls, Ontario native comes to Cincinnati after spending two years behind the bench of the Bloomington Prairie Thunder (IHL). He has 19 years of service in professional hockey, 17 as a player. Selected by the New Jersey Devils in the second round of the 1989 NHL Entry Draft, Skalde went on to log 115 games with eight different teams in the National Hockey League. In addition to the Devils, he played for the Chicago Blackhawks, Atlanta Thrashers, Anaheim Mighty Ducks, San Jose Sharks, Dallas Stars, Calgary Flames and Philadelphia Flyers. He also played professionally in the IHL, AHL, Switzerland, Sweden and Japan during a career that spanned 1,071 games. In 1992-93, Skalde appeared in four games with the Cyclones - putting up three points (1 goal, 2 assists). He was the first player in Cyclones history to have been called up directly to the NHL.

A five-time team captain and seven-time assistant captain, Skalde was a member of championship teams in Oshawa (OHL, 1990) and Orlando (IHL, 2001). During his professional career, he scored 308 goals with 513 assists for 821 points. He was named the Utah Grizzlies "Community Man of the Year" while playing there in 2004.

Skalde has learned the coaching craft from some of the best to ever stand behind the bench. He played for the legendary Herb Brooks, Stanley Cup Champion coach Ken Hitchcock, Jack Adams award-winner (NHL Coach of the Year) Bill Barber, and former Cincinnati Stingers great Robbie Ftorek.

Skalde and his wife, Erin, have two children, 12-year-old daughter True and 7-year-old son Skate.

ECHL LEAGUE ALIGNMENT

Eastern Conference

North Division

Cincinnati Cyclones.....	Florida Panthers/Nashville Predators
Kalamazoo Wings.....	NY Islanders
Toledo Walleye.....	Detroit Red Wings/Chicago Blackhawks
Wheeling Nailers.....	Pittsburgh Penguins

South Division

Florida Everblades.....	Tampa Bay Lightning/Carolina Hurricanes
Greenville Road Warriors.....	NY Rangers/Philadelphia Flyers
Gwinnett Gladiators.....	Atlanta Thrashers/Columbus Blue Jackets
South Carolina Stingrays.....	Washington Capitals

Atlantic Division

Elmira Jackals.....	Ottawa Senators/Anaheim Ducks
Reading Royals.....	Toronto Maple Leafs/Boston Bruins
Trenton Devils.....	New Jersey Devils

Western Conference

Mountain Division

Alaska Aces.....	St. Louis Blues
Idaho Steelheads.....	Dallas Stars
Utah Grizzlies.....	Calgary Flames
Victoria Salmon Kings.....	Vancouver Canucks

Pacific Division

Bakersfield Condors.....	Phoenix Coyotes
Las Vegas Wranglers.....	Phoenix Coyotes
Ontario Reign.....	Los Angeles Kings
Stockton Thunder.....	Edmonton Oilers/San Jose Sharks



2010-11 CYCLONES SCHEDULE

October

Fri., 15.....	at Elmira.....	7:35 p.m.
Sat. 16.....	at Elmira.....	7:35 p.m.
Sat. 23.....	at Kalamazoo.....	7:30 p.m.
Sun. 24.....	at Kalamazoo.....	4:00 p.m.
Fri. 29.....	at Toledo.....	7:00 p.m.
Sat. 30.....	WHEELING.....	7:30 p.m.

November

Tue. 2.....	ELMIRA.....	7:30 p.m.
Wed. 3.....	KALAMAZOO.....	7:30 p.m.
Fri. 5.....	at Trenton.....	7:00 p.m.
Sat. 6.....	at Wheeling.....	7:35 p.m.
Wed. 10.....	TOLEDO.....	7:30 p.m.
Fri. 12.....	at Toledo.....	7:00 p.m.
Sat. 13.....	GWINNETT.....	7:30 p.m.
Sun. 14.....	at Toledo.....	4:00 p.m.
Tue. 16.....	KALAMAZOO.....	10:30 a.m.
Fri. 19.....	KALAMAZOO.....	7:30 p.m.
Wed. 24.....	at Reading.....	7:05 p.m.
Fri. 26.....	at Reading.....	7:05 p.m.
Sat. 27.....	at Elmira.....	7:35 p.m.
Sun. 28.....	at Trenton.....	4:00 p.m.

December

Fri. 3.....	FLORIDA.....	7:30 p.m.
Sat. 4.....	FLORIDA.....	7:30 p.m.
Sun. 5.....	at Toledo.....	4:00 p.m.
Tue. 7.....	BAKERSFIELD.....	7:30 p.m.
Fri. 10.....	TOLEDO.....	7:30 p.m.
Wed. 15.....	READING.....	7:30 p.m.
Fri. 17.....	WHEELING.....	7:30 p.m.
Sat. 18.....	at Greenville.....	7:30 p.m.
Sun. 26.....	at Wheeling.....	5:05 p.m.
Tue. 28.....	TOLEDO.....	7:30 p.m.

January

Sat. 1.....	at Toledo.....	7:00 p.m.
Wed. 5.....	at Florida.....	7:30 p.m.
Fri. 7.....	at Florida.....	7:30 p.m.
Sat. 8.....	at Florida.....	7:00 p.m.
Wed. 12.....	KALAMAZOO.....	7:30 p.m.
Fri. 14.....	WHEELING.....	7:30 p.m.

Sat. 15.....	at Wheeling.....	7:35 p.m.
Tue. 18.....	WHEELING.....	7:30 p.m.
Fri. 21.....	at Kalamazoo.....	7:30 p.m.
Sat. 22.....	KALAMAZOO.....	7:30 p.m.
Sun. 23.....	at Toledo.....	4:00 p.m.
Fri. 28.....	SOUTH CAROLINA.....	7:30 p.m.
Sat. 29.....	SOUTH CAROLINA.....	7:30 p.m.

February

Wed. 2.....	SOUTH CAROLINA.....	7:30 p.m.
Fri. 4.....	WHEELING.....	7:30 p.m.
Sat. 5.....	at Wheeling.....	8:05 p.m.
Wed. 9.....	FLORIDA.....	7:30 p.m.
Fri. 11.....	FLORIDA.....	7:30 p.m.
Sat. 12.....	FLORIDA.....	7:30 p.m.
Wed. 16.....	TOLEDO.....	7:30 p.m.
Fri. 18.....	TOLEDO.....	7:30 p.m.
Mon. 21.....	KALAMAZOO.....	2:00 p.m.
Wed. 23.....	KALAMAZOO.....	7:30 p.m.
Fri. 25.....	GREENVILLE.....	7:30 p.m.
Sat. 26.....	at Kalamazoo.....	7:30 p.m.

March

Wed. 2.....	READING.....	7:30 p.m.
Fri. 4.....	at Wheeling.....	7:35 p.m.
Sat. 5.....	TOLEDO.....	7:30 p.m.
Sun. 6.....	at Kalamazoo.....	4:00 p.m.
Fri. 11.....	at South Carolina.....	7:05 p.m.
Sat. 12.....	at South Carolina.....	5:00 p.m.
Sun. 13.....	at South Carolina.....	4:00 p.m.
Tue. 15.....	at Gwinnett.....	7:05 p.m.
Thu. 17.....	at Greenville.....	7:05 p.m.
Fri. 18.....	at Greenville.....	7:05 p.m.
Sat. 19.....	at Greenville.....	7:05 p.m.
Wed. 23.....	at Kalamazoo.....	7:00 p.m.
Fri. 25.....	TOLEDO.....	7:30 p.m.
Sat. 26.....	TOLEDO.....	7:30 p.m.
Sun. 27.....	at Toledo.....	4:00 p.m.
Wed. 30.....	at Kalamazoo.....	10:30 a.m.

April

Fri. 1.....	KALAMAZOO.....	7:30 p.m.
-------------	----------------	-----------

FLORIDA PANTHERS DRAFT HISTORY

1993 NHL Expansion Draft

June 24, 1993, Le Colisee, Quebec, Canada

PLAYER	POSITION	ROUND	OVERALL PICK	DRAFTED FROM
John Vanbiesbrouck	G	1	1	Vancouver
Mark Fitzpatrick	G	2	4	Quebec
*Daren Puppa	G	3	5	Toronto
Milan Tichy	D	4	7	Chicago
Paul Laus	D	5	10	Pittsburgh
Joe Cirella	D	6	12	NY Rangers
Alexander Godmyuk	D	7	13	Calgary
Gord Murphy	D	8	15	Dallas
Steve Bancroft	D	9	18	Winnipeg
Stephane Richer	D	10	20	Boston
Gord Hynes	D	11	21	Philadelphia
Tom Fitzgerald	C/RW	12	24	NY Islanders
Jesse Belanger	C	13	25	Montreal
Scott Levins	C	14	27	Winnipeg
Scott Mellanby	RW	15	30	Edmonton
Brian Skrudland	C	16	32	Calgary
Mike Hough	LW	17	33	Washington
Dave Lowry	LW	18	35	St. Louis
Bill Lindsay	LW	19	38	Quebec
Andrei Lomakin	RW	20	40	Philadelphia
Randy Gilhen	C	21	41	Tampa Bay
Doug Barrault	LW	22	43	Dallas
Marc Labelle	LW	23	46	Ottawa
Pete Stauber	LW	24	48	Detroit

*Drafted by Tampa Bay in Phase 2 of the Expansion Draft, June 25, 1993.

1993 NHL Entry Draft

June 26, 1993, Le Colisee, Quebec, Canada

PLAYER	PS.	RD.	OVERALL PICK	'92-93 CLUB
Rob Niedermayer	C	1	5	Medicine Hat
Kevin Weekes	G	2	41	Owen Sound
Chris Armstrong	D	3	57	Moose Jaw
Mikael Tjallden	D	3	67	MoDo Jr.
Steve Washburn	C	3	78	Ottawa
Bill McCauley	C	4	83	Detroit
Todd MacDonald	G	5	109	Tacoma
Alain Nasreddine	D	6	135	Drummondville
Trevor Doyle	D	7	161	Kingston
Briane Thompson	D	8	187	S.S. Marie
Chad Cabana	LW	9	213	Tri-City
John Demarco	D	10	239	Arch. Williams
Eric Montreuil	C	11	265	Chicoutimi

SUPPLEMENTAL DRAFT

Chris Imes	D	1	4	U. Maine
------------	---	---	---	----------

1994 NHL Entry Draft

June 28-29, 1994, Hartford Civic Center, Hartford, CT

PLAYER	PS.	RD.	OVERALL PICK	'93-94 CLUB
Ed Jovanovski	D	1	1	Windsor
Rhett Warrenner	D	2	27	Saskatoon
Jason Podollan	C	2	31	Spokane
Ryan Johnson	C	2	36	Thunder Bay Jr. A
David Nemirovsky	RW	4	84	Ottawa
David Geris	D	5	105	Windsor
Matt O'Dette	D	7	157	Kitchener
Jason Boudrias	C	8	183	Espoo
Tero Lehtera	LW	10	235	HV 71
Per Gustafsson	D	11	261	HV 71

SUPPLEMENTAL DRAFT

Sean McCann	D	1	1	Harvard
-------------	---	---	---	---------

1995 NHL Entry Draft

July 8, 1995, Northlands Coliseum, Edmonton, Alberta

PLAYER	PS.	RD.	OVERALL PICK	'94-95 CLUB
Radek Dvorak	RW	1	10	Budejovice
Aaron MacDonald	G	2	36	Swift Current
Mike O'Grady	D	3	62	Saskatoon/Lethbridge
Dave Duerden	LW	4	80	Peterborough
Daniel Tjarnqvist	D	4	88	Rogle/Angelholm
Francois Cloutier	LW	5	144	Hull
Peter Worrell	LW	7	166	Hull
Filip Kuba	D	8	192	Vitkovice
David Lemanowicz	G	9	218	Spokane

1996 NHL Entry Draft

June 22, 1996, Kiel Center, St. Louis, MO

PLAYER	PS.	RD.	OVERALL PICK	'95-96 CLUB
Marcus Nilson	C	1	20	Djurgarden
Chris Allen	D	3	60	Kingston
Oleg Kvasha	RW	3	65	CSKA Moscow
Joey Tetarenko	D	4	82	Portland
Andrew Long	RW	5	129	Guelph
Gaetan Poirier	LW	6	156	Merrimack
Alexandre Couture	D	7	183	Victoriaville
Denis Khloptnov	G	8	209	CSKA Moscow
Russell Smith	D	9	235	Hull

FLORIDA PANTHERS DRAFT HISTORY

1997 NHL Entry Draft

June 21, 1997, Civic Arena, Pittsburgh, Pa.

PLAYER	PS.	RD.	OVERALL PICK	'96-97 CLUB
Mike Brown	C	1	20	Red Deer
Kristian Huselius	LW	2	47	Farjestad
Vratislav Cech	D	3	56	Kitchener
Nick Smith	C	3	74	Barrie
Ivan Novoseltsev	RW	4	95	Krylja Sovetov
Pat Parthenais	D	5	127	Detroit
Keith Delaney	C	6	155	Barrie
Tyler Palmer	D	7	183	Lake Superior
Doug Schueller	D	8	211	Twin Cities
Benoit Cote	C	9	237	Shawinigan

1998 NHL Entry Draft

June 27, 1998, Marine Midland Arena, Buffalo, NY

PLAYER	PS.	RD.	OVERALL PICK	'97-98 CLUB
Kyle Rossiter	D	2	30	Spokane
Joe DiPenta	D	3	61	Boston Univ.
Lance Ward	D	3	63	Red Deer
Ryan Jardine	LW	4	89	Sault Ste. Marie
Jaroslav Spacek	D	5	117	Farjestad
Chris Ovington	D	6	148	Red Deer
B.J. Ketcheson	D	7	176	Peterborough
Ian Jacobs	RW	8	203	Ottawa
Adrian Wichser	C	9	231	Kloten

1999 NHL Entry Draft

June 26, 1999, FleetCenter, Boston, Mass.

PLAYER	PS.	RD.	OVERALL PICK	'98-99 CLUB
Denis Shvidki	RW	1	12	Barrie
Alexander Auld	G	2	40	North Bay
Niklas Hagman	LW	3	70	IFK, Jr.
Jean-Francois Laniel	G	3	80	Shawinigan
Morgan McCormick	RW	4	103	Kingston
Rod Sarich	D	4	109	Calgary
Brad Woods	D	6	169	Brampton
Travis Eagles	RW	7	198	Prince George
Jonathon Charron	G	8	227	Val Dor

2000 NHL Entry Draft

June 24-25, 2000, Saddledome, Calgary, Alberta

PLAYER	PS.	RD.	OVERALL PICK	'99-00 CLUB
Vladimir Sapozhnikov	D	2	58	Novokuznetsk
Rob Fried	RW	3	77	Deerfield Academy
Sean O'Connor	RW	3	82	Moose Jaw
Chris Eade	D	4	115	North Bay
Davis Parley	G	4	120	Kamloops
Josh Olson	LW	6	190	Omaha
Janis Sprukts	C	8	234	Lukku Rauma Jr.
Matt Sommerfeld	LW	8	253	Swift Current

2001 NHL Entry Draft

June 23-24, 2001, National Car Rental Center, Sunrise, Fla.

PLAYER	PS.	RD.	OVERALL PICK	'00-01 CLUB
Stephen Weiss	C	1	4	Plymouth
Lukas Krajicek	D	1	24	Peterborough
Greg Watson	C	2	34	Prince Albert
Tomas Malec	D	3	64	Rimouski
Grant McNeill	D	3	68	Prince Albert
Michael Woodford	RW	4	117	Cushing Academy
Billy Thompson	G	5	136	Prince George
Dustin Johner	C	6	169	Seattle
Toni Koivisto	LW	7	200	Lukku Rauma Jr.
Kyle Bruce	RW	8	231	Prince Albert
Jan Blunar	D	9	263	Dukla Trencin Jr.
Ivan Majesky	D	9	267	Ilves Tampere

2002 NHL Entry Draft

June 22-23, 2002, Air Canada Centre, Toronto, Ontario

PLAYER	PS.	RD.	OVERALL PICK	'01-02 CLUB
Jay Bouwmeester	D	1	3	Medicine Hat
Petr Taticcek	C	1	9	Sault Ste. Marie
Rob Glokke	C	2	40	Notre Dame
Gregory Campbell	LW	3	67	Plymouth
Topi Jaakola	D	5	134	Karpat
Vince Bellissimo	C	5	158	Topeka
Jeremy Swanson	D	6	169	Barrie
Mikael Vuorio	G	6	196	Lukku Rauma
Denis Yachmenev	LW	7	200	North Bay
Peter Hafner	D	8	232	Taft H.S.

2003 NHL Entry Draft

June 21-22, 2003, Gaylord Entertainment Center, Nashville, Tenn.

PLAYER	PS.	RD.	OVERALL PICK	'02-03 CLUB
Nathan Horton	C	1	3	Oshawa
Anthony Stewart	RW	1	25	Kingston
Kamil Krepis	C	2	38	Brampton
Stefan Meyer	LW	2	55	Medicine Hat
Martin Lojek	D	4	105	Brampton
James Pemberton	D	4	124	Providence Coll.
Dan Travis	RW	5	141	Deerfield Academy
Martin Tuma	D	5	162	Litvinov Jr.
Denis Stasyuk	C	6	171	Novokuznetsk
Dany Roussin	C	7	223	Rimouski
Petr Kadlec	D	8	234	Slavia
John Hecimovic	RW	9	264	Sarnia
Tanner Glass	LW	9	265	Nanaimo

2004 NHL Entry Draft

June 26-27, 2004, RBC Center, Raleigh, NC

PLAYER	PS.	RD.	OVERALL PICK	'03-04 CLUB
Rostislav Olesz	C	1	7	Vitkovice
David Shantz	G	2	37	Mississauga
David Booth	LW	3	53	Michigan State
Evan Schafer	D	4	10	Prince Albert
Bret Nasby	D	5	152	Oshawa
Spencer Dillon	D	6	257	Salmon Arm
Luke Beaverson	D	7	283	Green Bay

FLORIDA PANTHERS DRAFT HISTORY

2005 NHL Entry Draft

July 30, 2005, Westin Hotel, Ottawa, Canada

PLAYER	PS.	RD.	OVERALL PICK	'04-05 CLUB
Kendall McArdle	LW	1	20	Moose Jaw
Tyler Plante	G	2	32	Brandon
Dan Collins	RW	3	90	Plymouth
Olivier Legault	D	4	93	Lewiston
Matt Duffy	D	4	104	New Hampshire
Brian Foster	G	5	161	New Hampshire
Roman Derlyuk	D	6	164	Sparta
Zach Bearson	RW	7	224	Waterloo

2006 NHL Entry Draft

June 24-25, 2006, GM Place, Vancouver, British Columbia

PLAYER	PS.	RD.	OVERALL PICK	'05-06 CLUB
Michael Frolik	C/W	1	10	HC Kladno
Brady Calla	RW	3	73	Everett Silvertips
Michael Caruso	D	4	103	Guelph Storm
Derrick LaPoint	D	4	116	Eau Claire North
Peter Aston	D	6	155	Windsor Spitfire
Marc Cheverie	G	7	193	Nanaimo

2007 NHL Entry Draft

June 22-23, 2007, Nationwide Arena, Columbus, Ohio

PLAYER	PS.	RD.	OVERALL PICK	'06-07 CLUB
Keaton Ellerby	D	1	10	Kamloops
Michal Repik	RW	2	40	Vancouver
Evgeni Dadonov	RW	3	71	Chelyabinsk
Matt Rust	C	4	101	USA U-18
John Lee	D	5	131	Waterloo
Corey Syvret	D	6	181	Guelph
Ryan Watson	LW	7	191	Cambridge
Sergei Gayduchenko	G	7	202	Yaroslavl

2008 NHL Entry Draft

June 20-21, 2008, Scotiabank Place, Ottawa, Ontario

PLAYER	PS.	RD.	OVERALL PICK	'07-08 CLUB
Jacob Markstrom	G	2	31	Brynäs
Colby Robak	D	2	46	Brandon
Adam Comrie	D	3	80	Saginaw
A.J. Jenks	LW	4	100	Plymouth
Matt Bartkowski	D	7	190	Lincoln

2009 NHL Entry Draft

June 26-27, 2009, Bell Centre, Montreal, Quebec

PLAYER	PS.	RD.	OVERALL PICK	'08-09 CLUB
Dmitry Kulikov	D	1	14	Drummondville
Drew Shore	C	2	44	USA U-18
Josh Birkholz	RW	3	67	Fargo
Garrett Wilson	LW	4	107	Owen Sound
Corban Knight	C	5	135	Okotoks
Wade Megan	C	5	138	S. Kent School
Scott Timmins	C	6	165	Windsor

2010 NHL Entry Draft

June 25-26, 2010, Staples Center, Los Angeles, California

PLAYER	PS.	RD.	OVERALL PICK	'09-10 CLUB
Erik Gudbranson	D	1	3	Kingston
Nick Bjugstad	C	1	19	Blaine
Quinton Howden	C	1	25	Moose Jaw
John McFarland	LW	2	33	Sudbury
Alexander Petrovic	D	2	36	Red Deer
Connor Brickley	C	2	50	Des Moines
Joe Basaraba	RW	3	69	Shattuck St. Mary's
Sam Brittain	G	4	92	Canmore
Benjamin Gallacher	D	4	93	Camrose
Joonas Donskoi	RW	4	99	Karpat Jr.
Zach Hyman	C	5	123	Hamilton
Corey Durocher	LW	6	153	Kingston
R.J. Boyd	D	7	183	Cushing Academy



2009-2010 REGULAR SEASON REVIEW



Reebok

Security Services

FLA



2009-10 NHL STANDINGS/STATISTICS

Team Standings

IN PARENTHESIS IS CONFERENCE STANDING FOR
PLAYOFF SEEDING

Eastern Conference

ATLANTIC DIVISION									
GP	W	L	OTL	GF	GA	PTS	SH	GW	S
New Jersey Devils (2)	82	48	27	7	222	191	103		
Pittsburgh Penguins (4)	82	47	28	7	257	237	101		
Philadelphia Flyers (7)	82	41	35	6	236	225	88		
New York Rangers (9)	82	38	33	11	222	218	87		
New York Islanders (13)	82	34	37	11	222	264	79		
NORTHEAST DIVISION									
GP	W	L	OTL	GF	GA	PTS	SH	GW	S
Buffalo Sabres (3)	82	45	27	10	235	207	100		
Ottawa Senators (5)	82	44	32	6	225	238	94		
Boston Bruins (6)	82	39	30	13	206	200	91		
Montreal Canadiens (8)	82	39	33	10	217	223	88		
Toronto Maple Leafs (15)	82	30	38	14	214	267	74		
SOUTHEAST DIVISION									
GP	W	L	OTL	GF	GA	PTS	SH	GW	S
Washington Capitals (1)	82	54	15	13	318	233	121		
Atlanta Thrashers (10)	82	35	34	13	234	256	83		
Carolina Hurricanes (11)	82	35	37	10	230	256	80		
Tampa Bay Lightning (12)	82	34	36	12	217	260	80		
Florida Panthers (14)	82	32	37	13	208	244	77		

Western Conference

CENTRAL DIVISION									
GP	W	L	OTL	GF	GA	PTS	SH	GW	S
Chicago Blackhawks (2)	82	52	22	8	271	209	112		
Detroit Red Wings (5)	82	44	24	14	229	216	102		
Nashville Predators (7)	82	47	29	6	225	225	100		
St. Louis Blues (9)	82	40	32	10	225	223	90		
Columbus Blue Jackets (14)	82	32	35	15	216	259	79		
NORTHWEST DIVISION									
GP	W	L	OTL	GF	GA	PTS	SH	GW	S
Vancouver Canucks (3)	82	49	28	5	272	222	103		
Colorado Avalanche (8)	82	43	30	9	244	233	95		
Calgary Flames (10)	82	40	32	10	204	210	90		
Minnesota Wild (13)	82	38	36	8	219	246	84		
Edmonton Oilers (15)	82	27	47	8	214	284	62		
PACIFIC DIVISION									
GP	W	L	OTL	GF	GA	PTS	SH	GW	S
San Jose Sharks (1)	82	51	20	11	264	215	113		
Phoenix Coyotes (4)	82	50	25	7	225	202	107		
Los Angeles Kings (6)	82	46	27	9	241	219	101		
Anaheim Ducks (11)	82	39	32	11	238	251	89		
Dallas Stars (12)	82	37	31	14	237	254	88		

Defenseman Scoring Leaders

PLAYER/TEAM	GP	G	A	PTS	+/-	PIM	PP	SH	GW	S	PGT%
Green/WSH	75	19	57	16	39	54	10	4	4	205	9.3
Keith/CHI	82	14	55	69	21	51	3	1	1	213	6.6
Doughty/LAK	82	16	43	59	20	54	9	0	5	142	11.3
Boyle/SJS	76	15	43	58	6	70	6	0	3	180	8.3
Pronger/PHI	82	10	45	55	22	79	5	0	2	175	5.7
Gonchar/PIT	62	11	39	50	-4	49	6	0	3	138	8.0
Enstrom/ATL	82	6	44	50	-5	30	2	0	0	109	5.5
Streit/NYI	82	11	38	49	0	48	9	0	2	187	5.9
Lidstrom/DET	82	9	40	49	22	24	5	0	1	194	4.6
Kaberle/TOR	82	7	42	49	-16	24	3	0	1	158	4.4
*Myers/BUF	82	11	37	48	13	32	3	0	1	104	10.6
Niedermayer/ANA80	10	3	8	11	-9	38	5	0	2	168	6.0
Pitkanen/CAR	71	6	40	46	-11	72	1	0	1	161	3.7
Visnovsky/ANA	73	15	30	45	-10	20	5	0	2	131	11.5
Ehrhoff/VAN	80	14	30	44	36	42	6	0	3	181	7.7
Chara/BOS	80	7	37	44	19	87	4	0	1	242	2.9
Weber/NSH	78	16	27	43	0	36	7	0	3	222	7.2
McCabe/FLA	82	8	35	43	-8	83	3	0	1	169	4.7
Zidlicky/MIN	78	6	37	43	-16	67	4	0	3	116	5.2
Rafalski/DET	78	8	34	42	23	26	5	0	1	134	6.0
Foster/TBL	71	8	34	42	-5	48	3	0	1	165	4.8
Edler/VAN	76	5	37	42	0	40	2	0	0	161	3.1
Yandura/PHX	82	12	29	41	16	45	5	0	2	145	8.3
Robidas/DAL	82	10	31	41	-10	70	7	0	1	199	5.0
Johnson/STL	79	10	29	39	1	79	6	0	2	186	5.4

Rookie Scoring Leaders

PLAYER/TEAM	GP	G	A	PTS	+/-	PIM	PP	SH	GW	S	PGT%
Duchon/COL	81	24	31	55	1	16	10	1	2	180	13.3
Tavares/NYI	82	24	30	54	-15	22	11	0	2	186	12.9
Myers/BUF	82	11	37	48	13	32	3	0	1	104	10.6
Bergfors/ATL	81	21	23	44	-10	10	9	0	6	217	9.7
Benn/DAL	82	22	19	41	-1	45	2	0	3	182	12.1
Galiardi/COL	70	15	24	39	6	28	2	1	3	120	12.5
Del Zotto/NYR	80	9	28	37	-20	32	4	0	1	81	11.1

PLAYER/TEAM	GP	G	A	PTS	+/-	PIM	PP	SH	GW	S	PGT%
Riemsdyk/PHI	78	15	20	35	-1	30	4	0	6	173	8.7
Regin/OTT	75	13	16	29	10	20	1	0	1	135	9.6
Anisimov/NYR	82	12	16	28	-2	32	1	0	2	124	9.7
Bozak/TOR	37	8	19	27	6	2	0	1	0	51	15.7
Kane/ATL	66	14	12	26	2	62	0	1	3	127	11.0
Kennedy/BUF	78	10	16	26	-3	50	1	0	3	98	10.2
O'Reilly/COL	81	8	18	26	4	18	0	2	2	135	5.9
Karlsson/OTT	60	5	21	26	-5	24	1	0	0	112	4.5
Schremp/NYI	44	7	18	25	-4	8	5	0	0	74	9.5
Parse/LAK	59	11	13	24	13	22	0	0	1	78	14.1
Franson/NSH	61	6	15	21	15	16	1	0	3	90	6.7
Demers/SJS	51	4	17	21	5	21	3	0	1	52	7.7
Wilson/COL	63	3	18	21	13	36	0	0	0	46	6.5
Hedman/TBL	74	4	16	20	-3	79	0	0	0	90	4.4
Yip/COL	32	11	8	19	5	22	4	0	2	65	16.9
Sexton/ANA	41	1	10	19	-3	16	2	0	0	93	9.7
Beleskey/ANA	60	11	7	18	-10	35	0	0	3	123	8.9
Matthias/FLA	55	7	9	16	-3	10	0	2	6	107	10.4

Individual Scoring Leaders For Art Ross Trophy

PLAYER/TEAM	GP	G	A	PTS	+/-	PIM	PP	SH	GW	S	PGT%
H. Sedin/VAN	82	29	83	112	35	48	4	2	5	166	17.5
Crosby/PIT	81	51	58	109	15	71	13	2	6	298	17.1
Ovechkin/WSH	72	50	59	109	45	89	13	0	7	368	13.6
Backstrom/WSH	82	33	68	101	37	50	11	0	4	222	14.9
Stamkos/TBL	82	51	65	-2	-38	24	1	5	297	17.2	
St. Louis/TBL	82	29	65	94	-8	12	7	1	7	242	12.0
Richards/DAL	80	24	67	91	-12	14	13	0	2	284	8.5
Thornton/SJS	79	20	69	89	17	54	4	1	2	141	14.2
Kane/CHI	82	30	58	88	16	20	9	0	6	261	11.5
Gaborik/NYR	76	42	44	86	15	37	14	1	4	272	15.4
Kovalchuk/NJD	61	41	44	85	10	53	12	0	4	290	14.1
D. Sedin/VAN	73	29	56	85	36	28	8	0	8	225	12.9
Semin/WSH	73	40	44	84	36	66	8	2	5	278	14.4
Marleau/SJS	82	44	39	83	21	22	12	4	6	274	16.1
Heatley/SJS	82	39	43	82	14	54	18	1	9	280	13.9
Parise/NJD	81	38	44	82	24	32	9	1	5	347	11.0
Kopitar/LAK	82	34	47	81	6	16	14	1	2	259	13.1
Stastny/COL	81	20	59	79	2	50	9	0	2	199	10.1
Malikin/PIT	67	28	49	77	-6	100	13	2	7	268	10.4
Perry/ANA	82	27	49	76	0	111	6	1	2	270	10.0
Green/WSH	75	19	57	76	39	54	10	0	4	205	9.3
Kesler/VAN	82	25	50	75	1	104	12	1	5	214	13.6
Eriksson/DAL	82	29	42	71	-4	26	6	2	4	214	13.6
Koivu/MIN	80	22	49	71	-2	50	8	1	2	246	8.9
Alfredsson/OTT	70	20	51	71	8	22	4	1	5	168	11.9

Goalending Leaders

Goals-Against Average (Min. 25 GP)

GOALTENDER	TEAM	GP	MINS	GA	AVG
*Tuukka Rask	BOS	45	2,562:11	84	1.97
Ryan Miller	BUF	69	4,047:10	150	2.22
Martin Brodeur	NJD	77	4,499:01	168	2.24
Anti Niemi	CHI	39	2,190:28	82	2.25
*Jimmy Howard	DET	63	3,740:15	141	2.26

Wins (Min. 25 GP)

GOALTENDER	TEAM	GP	MINS	W	L	OT
Martin Brodeur	NJD	77	4,499:01	45	25	6
Evgeni Nabokov	SJS	71	4,194:07	44	16	10
Ilya Bryzgalov	PHX	69	4,084:27	42	20	6
Ryan Miller	BUF	69	4,047:10	41	18	8
Robert Luongo	VAN	68	3,899:24	40	22	4

Save Percentage (Min. 25 GP)

GOALTENDER	TEAM	GP	MINS	GA	SA	SPCT	W	L	OT
*Tuukka Rask	BOS	45	2,562:11	84	1221	.931	22	12	5
Ryan Miller	BUF	69	4,047:10	150	2098	.929	41	18	8
Tomas Vokoun	FLA	63	3,695:01	157	2081	.925	23	28	11
*Jimmy Howard	DET	63	3,740:15	141	1849	.924	27	15	10
Jaroslav Halak	MTL	45	2,629:56	105	1386	.924	26	13	5

Shutouts (Min. 1 GP)

PLAYER	TEAM	GP	MINS	SO	W	L	OT
Martin Brodeur	NJD	77	4,499:01	9	45	25	6
Ilya Bryzgalov	PHX	69	4,084:27	8	42	20	6
Craig Anderson	COL	71	4,235:21	7	38	25	7
Pekka Rinne	NSH	58	3,245:41	7	32	16	5
Antti Niemi	CHI	39	2,190:28	7	26	7	4

*Indicates Rookie

2009-10 NHL STATISTICAL LEADERS

Individual Leaders

Goal Scoring

PLAYER	TEAM	GP	G
Steven Stamkos	Tampa Bay	82	51
Sidney Crosby	Pittsburgh	81	51
Alex Ovechkin	Washington	72	50
Patrick Marleau	San Jose	82	44
Marian Gaborik	NY Rangers	76	42
Ilya Kovalchuk	New Jersey	76	41
Alexandre Semin	Washington	73	40
Dany Heatley	San Jose	82	39
Zach Parise	New Jersey	81	38
Alexandre Burrows	Vancouver	82	35
Bobby Ryan	Anaheim	81	35
Anze Kopitar	Los Angeles	82	34
Nicklas Backstrom	Washington	82	33
Rick Nash	Columbus	76	33
Jeff Carter	Philadelphia	74	33
Jarome Iginla	Calgary	82	32
Dustin Penner	Edmonton	82	32
Mike Richards	Philadelphia	82	31
Patrick Kane	Chicago	82	30
Matt Moulson	NY Islanders	82	30
Jussi Jokinen	Carolina	81	30
Patric Hornqvist	Nashville	80	30
Mikael Samuelsson	Vancouver	74	30
Phil Kessel	Toronto	70	30
Henrik Sedin	Vancouver	82	29

Assists

PLAYER	TEAM	GP	A
Henrik Sedin	Vancouver	82	83
Joe Thornton	San Jose	79	69
Nicklas Backstrom	Washington	82	68
Brad Richards	Dallas	80	67
Martin St Louis	Tampa Bay	82	65
Alex Ovechkin	Washington	72	59
Paul Stastny	Colorado	81	59
Sidney Crosby	Pittsburgh	81	58
Patrick Kane	Chicago	82	58
Mike Green	Washington	75	57
Daniel Sedin	Vancouver	63	56
Duncan Keith	Chicago	82	55
Daniel Alfredsson	Ottawa	70	51
Ryan Kesler	Vancouver	82	50
Ryan Getzlaf	Anaheim	66	50
Evgeni Malkin	Pittsburgh	67	49
Corey Perry	Anaheim	82	49
Mikko Koivu	Minnesota	80	49
Tim Connolly	Buffalo	73	48
Anze Kopitar	Los Angeles	82	47
Henrik Zetterberg	Detroit	74	47
Scott Gomez	Montreal	78	47
Vincent Lecavalier	Tampa Bay	82	46
Tomas Plekanec	Montreal	82	45
Chris Pronger	Philadelphia	82	45

Power-Play Goals

PLAYER	TEAM	GP	PPG
Steven Stamkos	Tampa Bay	82	24
Dany Heatley	San Jose	82	18
Marian Gaborik	NY Rangers	76	14
Teemu Selanne	Anaheim	54	14
Anze Kopitar	Los Angeles	82	14
Tomas Holmstrom	Detroit	68	13
Eric Staal	Carolina	70	13
Evgeni Malkin	Pittsburgh	67	13
Mike Richards	Philadelphia	82	13
Sidney Crosby	Pittsburgh	81	13

Short-Handed Goals

PLAYER	TEAM	GP	SHG
Alexandre Burrows	Vancouver	82	5
Marian Hossa	Chicago	57	5
Patrick Marleau	San Jose	82	4
Rene Bourque	Calgary	73	4
Kris Versteeg	Chicago	79	3
Todd Marchant	Anaheim	78	3
Radek Dvorak	Florida	76	3
Ethan Moreau	Edmonton	76	3
Chris Thorburn	Atlanta	76	3
Darren Helm	Detroit	75	3

Game-Winning Goals

PLAYER	TEAM	GP	GWG
Dan Heatley	San Jose	82	9
Daniel Sedin	Vancouver	63	8
Patric Hornqvist	Nashville	80	8
Martin St Louis	Tampa Bay	82	7
Rich Peverley	Atlanta	82	7
Troy Brouwer	Chicago	78	7
Alex Ovechkin	Washington	72	7
Ryan Malone	Tampa Bay	69	7
Evgeni Malkin	Pittsburgh	67	7
Patrick Kane	Chicago	82	6

Plus/Minus

PLAYER	TEAM	GP	+/-
Jeff Schultz	Washington	73	50
Alex Ovechkin	Washington	72	45
Mike Green	Washington	75	39
Nicklas Backstrom	Washington	82	37
Christian Ehrhoff	Vancouver	80	36

Penalty Minutes

PLAYER	TEAM	GP	PIM
Zenon Konopka	Tampa Bay	74	265
Collin Orr	Toronto	82	239
Steve Downie	Tampa Bay	79	208
Daniel Carcillo	Philadelphia	76	207
Matt Carkner	Ottawa	81	190

Shots On Goal

PLAYER	TEAM	GP	SOG
Alex Ovechkin	Washington	72	368
Zach Parise	New Jersey	81	347
Jeff Carter	Philadelphia	74	319
Henrik Zetterberg	Detroit	74	309
Sidney Crosby	Pittsburgh	81	298

Shooting Percentage

PLAYER	TEAM	GP	PCTG
Andrew Brunette	Minnesota	82	19.4
Mike Knuble	Washington	69	19.2
Tomas Holmstrom	Detroit	68	19.1
Troy Brouwer	Chicago	78	19.0
Nik Antropov	Atlanta	76	19.0

* Indicates Rookie

2009-10 GAME RESULTS

#	Date	Team	W/L	Record	GF-GA	Scorers	GWG	PP	PK	SF-SA	W-L Goalie	Attn.
1	10/02	@ Chicago	W**	01-00-00	4-3	67, 6, 10	6	0-3	3-3	24-55	29/39	12056
2	10/03	Chicago	L	01-01-00	0-4		51	0-3	2-5	23-44	31/29	11526
3	10/09	@ Carolina	L	01-02-00	2-7	41, 67	36	0-6	3-3	27-33	30/29	13597
4	10/10	New Jersey	L	01-03-00	2-3	85, 9p	23	1-4	4-6	21-41	30/29	18802
5	10/12	@Tampa Bay	L	01-04-00	2-3	14s, 16p	12	1-5	4-6	33-31	30/29	14126
6	10/16	Philadelphia	W	02-04-00	4-2	9p, 16, 14s, 27	14	1-3	2-2	28-27	30/29	12607
7	10/21	Buffalo	L	02-05-00	2-5	27, 85p	37	1-7	3-4	43-36	30/29	12607
8	10/23	@ Pittsburgh	O**	02-05-01	2-3	27p, 27	87	1-4	5-6	29-43	1/29	16971
9	10/24	@ Philadelphia	L	02-06-01	1-5	10	45	0-5	3-5	18-38	29/29	19007
10	10/28	Ottawa	L	02-07-01	3-4	27, 9, 24p	73	1-7	0-1	38-29	30/29	12596
11	10/30	@ Dallas	W**	03-07-01	6-5	27, 27, 27, 44, 85	85	0-2	4-5	29-37	30/31	16824
12	10/31	@ St Louis	W	04-07-01	4-0	61, 9, 4, 16	61	0-2	2-2	27-34	29/50	17943
13	11/04	Carolina	W	05-07-01	3-0	27, 61p, 5s	27	1-6	5-5	25-32	29/30	12424
14	11/06	Washington	L	05-08-01	1-4	16p	9	1-2	1-2	29-25	60/29	15877
15	11/07	@ Washington	L	05-09-01	1-7	67, 43, 32, 61	14	0-2	3-4	28-32	60/30	18277
16	11/12	@ Boston	W**	06-09-01	4-0		61	0-3	3-3	23-40	29/30	17074
17	11/14	NY Islanders	W**	07-09-01	5-4	61, 9, 85, 67p	16	1-5	2-4	42-40	29/30	15921
18	11/16	Los Angeles	O**	07-09-02	3-4	16p, 61, 65	3	1-3	4-6	29-34	32/29	12502
19	11/18	@ Buffalo	W	08-09-02	6-2	67, 9, 61, 24p, 85, 19	61	1-3	3-4	24-28	29/30	18546
20	11/20	@ Detroit	W*	09-09-02	2-1	9, 24	24	0-3	3-4	20-40	30/30	18634
21	11/21	@ NY Rangers	W	10-09-02	3-2	27, 44, 16	16	0-2	1-1	28-34	29/30	18200
22	11/23	Pittsburgh	O*	10-09-03	2-3	16, 2	87	0-4	3-4	21-45	29/29	17024
23	11/25	NY Rangers	O**	10-09-04	1-2	19	38	0-5	3-4	26-28	30/29	16281
24	11/27	Toronto	L	10-10-04	4-6	14, 67p, 43, 43p	11	2-4	3-5	30-33	50/29	16101
25	11/28	@ Nashville	L	10-11-04	1-4	44	71	0-5	4-4	24-29	39/30	14120
26	11/30	@ Atlanta	L	10-12-04	3-4	9, 85p, 67	61	1-3	1-1	28-35	1/30	10310
27	12/02	Colorado	W**	11-12-04	6-5	9p, 9, 9, 16p, 19p	9	3-7	5-6	44-34	30/31	12403
28	12/03	@ Washington	L	11-13-04	2-6	9, 5	10	0-5	9-12	28-44	40/34	18277
29	12/05	Atlanta	O**	11-13-05	1-2	9p	47	1-4	4-4	31-37	1/29	13291
30	12/07	Edmonton	O**	11-13-06	2-3	19, 19p	10	1-5	3-4	35-28	38/29	11469
31	12/09	@ Columbus	L	11-14-06	0-3		25	0-3	2-2	32-32	1/29	12800
32	12/11	@ New Jersey	W	12-14-06	4-2	44, 67p, 41, 67	41	1-2	2-2	22-28	30/30	14131
33	12/12	@ Pittsburgh	O*	12-14-07	2-3	27p, 9	71	1-4	5-6	31-40	1/29	16977
34	12/14	@ NY Islanders	W	13-14-07	7-1	32, 16, 16s, 9, 28, 14p, 16p	16	2-2	2-2	26-31	29/30	10489
35	12/16	Atlanta	W	14-14-07	4-3	9, 14, 24, 67	67	0-4	2-2	29-23	29/1	11672
36	12/18	Carolina	W	15-14-07	6-3	44, 24, 2, 85, 14, 19s	85	0-4	2-2	28-35	29/30	15107
37	12/19	@ Carolina	L	15-15-07	2-3	41, 9p	14	1-5	2-2	30-24	30/30	12758
38	12/21	@ Philadelphia	W	16-15-07	4-1	16p, 9p, 67p, 16	9	3-8	7-7	30-31	29/33	19323
39	12/23	@ NY Rangers	L	16-16-07	1-4	65	20	0-4	3-4	34-32	30/29	18200
40	12/27	Boston	L	16-17-07	1-2	19	16	0-3	2-2	26-28	30/30	18799
41	12/31	Montreal	L	16-18-07	4-5	2p, 16, 67, 27	56	1-3	2-4	36-42	41/29	19851+
42	01/03	Pittsburgh	W	17-19-07	6-2	44, 14, 85, 27, 14, 14s	85	0-1	4-4	35-48	29/29	18110
43	01/05	@ Toronto	L	17-19-07	2-3	24, 24p	23	1-3	2-3	31-31	50/29	18984
44	01/07	@ Montreal	L	17-20-07	0-2		57	0-1	2-2	38-39	41/29	21273
45	01/09	@ Ottawa	W	18-20-07	3-0	16, 85, 85	16	0-5	4-4	19-24	29/30	16506
46	01/13	Washington	O**	18-20-08	4-5	67, 19, 9p, 11	14	1-3	1-1	30-37	60/28	14776
47	01/14	@ Tampa Bay	W	19-20-08	3-2	16, 61, 85	85	0-2	1-1	29-30	29/30	13516
48	01/16	Tampa Bay	W	20-20-08	5-2	61p, 61, 5, 85, 85p	5	2-3	3-4	23-49	29/30	15971
49	01/18	Atlanta	W	21-20-08	1-0	11	11	0-4	3-3	24-27	29/1	11818
50	01/20	@ New Jersey	L	21-21-08	0-2		19	0-3	2-2	22-32	30/29	13931
51	01/21	@ NY Islanders	O**	21-21-09	1-2	16	13	0-3	1-1	34-36	30/29	12138
52	01/23	Toronto	W	22-21-09	2-0	61p, 71	61	1-3	4-4	22-39	29/50	18087
53	01/26	Montreal	W	23-21-09	2-1	41, 41	41	0-2	0-1	29-17	29/41	17104
54	01/29	@ Washington	L	23-22-09	1-4	9	22	0-5	2-3	36-40	30/29	18277
55	01/31	NY Islanders	W	24-22-09	2-0	44p, 2	4	1-3	4-4	25-33	29/39	16023
56	02/01	Anaheim	L	24-23-09	0-3		15	0-4	2-3	33-25	1/29	10843
57	02/05	Calgary	L	24-24-09	1-2	4p	5	1-4	1-3	13-40	34/29	16781
58	02/06	@ Atlanta	L	24-25-09	2-4	14, 14	18	0-7	3-4	28-34	1/29	16743
59	02/09	@ Carolina	L	24-26-09	1-4	61	25	0-3	3-4	20-30	34/29	18393
60	02/11	Vancouver	L	24-27-09	0-3		14	0-7	5-6	31-35	1/29	13787

2009-10 GAME RESULTS

#	Date	Team	W/L	Record	GF-GA	Scorers	GWG	PP	PK	SF-SA	W-L Goalie	Attn.
61	02/13	Boston	O**	24-27-10	2-3	74, 9p	28	1-4	1-1	28-39	40/29	17109
62	03/02	@ Atlanta	L	24-28-10	2-4	9p, 10	12	1-8	4-5	36-39	1/30	13818
63	03/03	Philadelphia	W	25-28-10	7-4	27, 67p, 10, 52, 9p, 67, 24	9	2-7	2-4	43-42	29/33	15878
64	03/06	Carolina	W	26-28-10	4-1	67, 28, 61, 28p	28	1-3	7-7	30-32	29/60	16202
65	03/09	@ Minnesota	W**	27-28-10	3-2	67, 61	61	0-4	0-1	31-11	29/32	18191
66	03/11	@ Colorado	L	27-29-10	0-3		26	0-1	1-2	27-31	41/29	11458
67	03/13	@ San Jose	W*	28-29-10	3-2	2, 41, 5	5	0-3	1-2	28-39	29/1	17562
68	03/16	Washington	L	28-30-10	3-7	27, 28, 32	16	0-3	2-4	37-39	60/29	15123
69	03/18	Phoenix	O**	28-30-11	3-4	9p, 10, 61	17	1-2	2-3	24-46	30/29	12282
70	03/20	Buffalo	L	28-31-11	1-3	12	36	0-6	5-5	32-36	30/29	18217
71	03/21	Tampa Bay	W	29-31-11	5-2	16p, 10, 61, 9, 14	61	1-5	1-2	40-31	30/41	14831
72	03/23	@ Toronto	W	30-31-11	4-1	10, 10, 67, 52	10	0-3	6-6	29-43	30/35	19158
73	03/25	@ Montreal	L	30-32-11	1-4	14	21	0-5	2-2	24-31	41/29	21273
74	03/27	@ Ottawa	L	30-33-11	2-3	9, 27p	11	1-3	2-3	22-25	30/29	18689
75	03/29	Nashville	O*	30-33-12	2-3	2, 9	51	0-3	1-1	29-25	39/30	13679
76	03/31	@ Buffalo	L	30-34-12	2-6	22, 67	42	0-2	1-2	15-41	30/29	18690
77	04/01	@ Boston	W	31-34-12	1-0	2	2	0-1	3-3	20-36	30/40	17565
78	04/03	NY Rangers	L	31-35-12	1-4	2	8	0-4	1-1	20-27	30/30	18011
79	04/06	Ottawa	L	31-36-12	2-5	41, 28	25	0-3	3-4	34-28	33/29	11790
80	04/08	New Jersey	W	32-36-12	3-2	67, 14, 16	16	0-1	2-2	18-44	30/30	15273
81	04/10	@ Tampa Bay	O**	32-36-13	3-4	9p, 67, 16s	91	1-6	3-5	32-37	30/30	17050
82	04/11	Tampa Bay	L	32-37-13	1-3	85	4	0-2	5-5	31-31	41/30	15884

*Overtime, **Shootout, +Home Sellout, X SO, GWG

Total Home Attendance: 605,863

Average Home Attendance: 15,147

Percentage of Home Capacity: 77.8%

Sellouts: 1

2009-10 PANTHERS FINAL SCORING

Rank	Players	POS	GP	G	A	P	+/-	PIM	PP	SH	GW	OT	S	S%	TOI/G	Sft/G	FO%
1	Stephen Weiss	C	79	28	32	60	-7	40	12	0	2	0	180	15.6	19:59	25.9	52.4
2	Nathan Horton	C	65	20	37	57	-1	42	7	2	4	0	159	12.6	20:53	25.8	56.5
3	Michael Hrolik	C	82	21	22	43	-4	43	5	0	1	0	219	9.6	17:28	22.8	37.1
4	Bryan McCabe	D	82	8	35	43	-4	83	3	0	1	1	169	4.7	23:19	26.9	0
5	Steven Reinprecht	C	82	16	22	38	-1	18	3	0	1	0	124	12.9	16:05	21.9	47.7
6	Cory Stillman	L	58	15	22	37	-3	22	3	0	4	0	126	11.9	17:34	22.2	62.1
7	Radek Dvorak	R	76	14	18	32	-7	20	1	3	1	0	140	10.0	17:26	23.9	17.6
8	Rostislav Olesz	L	78	14	15	29	-4	28	3	0	3	0	178	7.9	15:23	22.7	22.2
9	Keith Ballard	D	82	8	20	28	-7	88	1	0	1	0	90	8.9	22:24	28.0	0
10	Dennis Seidenberg	D	62	2	21	23	-3	33	1	0	0	0	116	1.7	22:54	26.9	0
11	Jordan Leopold	D	61	7	11	18	-7	22	1	0	1	0	69	10.1	22:25	27.4	0
12	Dominic Moore	C	48	8	9	17	-7	35	2	1	0	0	81	9.9	14:54	21.3	55.8
13	Gregory Campbell	C	60	2	15	17	-5	53	0	0	1	0	84	2.4	15:23	21.9	46.3
14	David Booth	L	28	8	8	16	-3	23	0	0	1	0	95	8.4	18:07	23.5	20
15	Shawn Matthias	C	55	7	9	16	-3	10	0	0	2	0	67	10.4	10:47	15.7	38
16	Dmitry Kulikov	D	68	3	13	16	-5	32	1	0	0	0	87	3.4	17:56	22.0	0
17	Kamil Krepis	C	76	5	9	14	-7	18	1	0	1	0	83	6.0	12:42	19.4	51.8
18	Bryan Allen	D	74	4	9	13	-8	99	0	1	2	1	78	5.1	19:09	23.9	0
19	Jason Garrison	D	39	2	6	8	5	23	0	0	0	0	24	8.3	15:08	19.9	0
20	Victor Oreskovich	R	50	2	4	6	-8	26	0	0	0	0	55	3.6	8:53	13.2	33
21	Michal Repik	R	19	3	2	5	1	6	0	0	0	0	23	13.0	8:34	13.5	100
22	Ville Koistinen	D	17	1	3	4	1	8	0	0	0	0	12	8.3	7:50	10.5	0
23	Nick Tarnasky	L	31	1	2	3	-5	85	0	0	0	0	19	5.3	6:48	10.5	0
24	Kenndal McArdle	L	19	1	2	3	-4	29	0	0	0	0	10	10.0	8:53	12.9	0
25	Jeff Taffe	C	21	1	1	2	-1	4	0	0	0	0	18	5.6	8:25	13.3	44.6
26	Byron Bitz	R	7	1	1	2	1	2	0	0	0	0	7	14.3	11:37	16.7	0
27	Steve MacIntyre	L	18	0	1	1	-3	17	0	0	0	0	3	0	3:10	5.2	0
28	Clay Wilson	D	2	0	0	0	-5	0	0	0	0	0	0	0	11:07	16.0	0
29	Mike Duco	C	10	0	0	0	-3	50	0	0	0	0	6	0	7:43	12.6	0
30	Evgeny Dadonov	R	4	0	0	0	-1	0	0	0	0	0	4	0	13:13	19.0	0
31	Keaton Ellerby	D	22	0	0	0	-1	2	0	0	0	0	5	0	5:25	8.0	0

Goaltenders

Rank	#	Player	GPI	MIN	AVG.	W	L	OT	SO	GA	SVS	SV%	G	A	PIM
1	29	Tomas Vokoun	63	3695:01	2.55	23	28	11	7	157	1924	.925	0	2	0
2	30	Scott Clemmensen	23	1215:21	2.91	9	8	2	1	59	609	.912	0	0	0
3	35	Alexander Salak	2	66:35	5.37	0	1	0	0	6	34	.850	0	0	0

2009-10 PANTHERS HIGHS & LOWS

Individual

Most goals, game	3	4X (MR: Dvorak, Jan. 3 vs. Pittsburgh)
Most assists, game	3	7X (MR: McCabe, Mar. 6 vs. Carolina)
Most points, game	4	3X (MR: Booth & McCabe, Mar. 3 vs. Philadelphia)
Most goals, period	3	Reinprecht, Oct. 30 at Dallas*
Most assists, period	3	2X (MR: McCabe, Mar. 3 vs. Philadelphia)
Most points, period	3	5X (MR: Booth & McCabe, Mar. 3 vs. Philadelphia)
Most shots, game	9	Frolik, Dec. 7 vs. Edmonton
Most shots, period	6	Frolik, Dec. 7 vs. Edmonton (1st period)
Most penalty minutes, game	27	Duco, Dec. 3 at Washington
Most ice time, game	30:49	Seidenberg, Jan. 21 at NY Islanders
Most hat tricks, season	1	Reinprecht, Weiss, Horton, Dvorak
Most power play goals, season	12	Weiss
Most shorthanded goals, season	3	Dvorak
Most game-winning goals, season	4	Horton, Stillman
Most overtime goals, season	1	McCabe, Allen
Most shutouts, season	7	Vokoun
Consecutive games goal scoring	4	Stillman, Nov. 30-Dec. 5
Consecutive games assist scoring	5	2X (MR: McCabe, Feb. 13-Mar. 9)
Consecutive games point scoring	7	Weiss, Dec. 11-21
Consecutive games won	4	Vokoun, Dec. 14-21
Consecutive games lost	8	Vokoun, 2X (MR: Nov. 23-Dec. 12)

Team

Winning Streak	3	5X (MR: 3/3 - 3/9)
Winning Streak, Home	5	1/16 - 1/26
Winning Streak, Road	4	11/12 - 11/21
Losing Streak	7	2/1 - 3/2
Losing Streak, Home	4	2X (MR: 2/1 - 2/13)
Losing Streak, Road	6	1/20 - 3/2
Largest Margin Of Victory	6	12/14/09 @ NYI (7-1 W)
Largest Margin Of Defeat	5	10/09/09 @ CAR (2-7 L)
Most Goals, Game	7	2X (MR: 3/03/10 vs PHI) {7-4 W}
Most Goals, Home, Game	7	3/03/10 vs PHI (7-4 W)
Most Goals, Road, Game	7	12/14/09 @ NYI (7-2 W)
Most Goals Against, Game	7	2X (MR: 11/07/09 @ WSH) {4-7 L}
Most Goals Against, Home, Game	6	11/27/09 vs TOR
Most Goals Against, Road, Game	7	2X (MR: 11/7/09 @ WSH)
Most Goals, Both Teams, Game	11	4X (MR: 3/03/10 vs PHI (7-4 W))
Most Goals Panthers, Period	4	3X (MR: 3/03/10 vs PHI) {2nd Period}
Most Goals Against, Period	5	2X (MR: 11/7/09 @ WSH) {3rd Period}
Most Power Play Goals, Game	3	2X (MR: 12/21 @ PHI) {6-2 W}
Most Power Play Goals Against, Game	3	2X (MR: 12/03/09 @ WSH)
Most Shorthanded Goals, Game	1	7X (MR: 4/10/10 @ TBL)
Most Shorthanded Goals Against, Game	1	8X (MR 2/11/10 vs VAN)
Most Penalty Minutes, Both Teams, Game	95	12/21/09 @ PHI
Most Penalty Minutes, Panthers, Game	46	12/21/09 @ PHI
Fewest Penalty Minutes Combined, Game	6	2X (MR: 1/7/10 @ MTL)
Fewest Penalty Minutes, Panthers, Game	2	3X (MR: 1/21/10 @ NYI)
Most Shots Combined, Game	85	3/03/10 vs PHI
Most Shots Panthers, Game	44	12/02/09 vs COL
Fewest Shots Panthers, Game	13	2/05/10 vs CGY
Most Shots Against, Game	55	10/02/09 @ CHI
Fewest Shots Against, Game (OT)	11	3/09/10 @ MIN (3-2 SOW)*
Most Shots, Period	19	12/02/09 vs COL {1st Period}
Fewest Shots, Period	1	11/12/09 @ BOS {2nd Period}
Most Shots Against, Period	24	10/02/09 @ CHI {3rd Period}
Fewest Shots Against, Period	2	3/09/20 @ MIN {3rd Period}

*Franchise Record

2009-10 MISCELLANEOUS STATS

Miscellaneous

Home Record	16-16-9
Road Record	16-21-4
1-goal games	15-10-3
2-goal games	4-7
3-goal games	13-20
Scoring first	18-12-9
Opponent scoring first	14-25-4
Leading after 1 period	15-5-5
Trailing after 1 period	7-18-0
Tied after 1 period	10-14-8
Leading after 2 periods	21-3-6
Trailing after 2 periods	5-28-4
Tied after 2 periods	6-6-3
Overtime Record - This Season	8-13
Overtime Record - Franchise	64-113-142
Outshooting opponent	8-8-2
Outshot by opponent	14-26-11
Even shots	0-3-0
vs. Northeast	7-12-1
vs. Atlantic	10-5-5
vs. Southeast	8-13-3
vs. EASTERN CONFERENCE	25-30-9
vs. Central	3-3-1
vs. Pacific	2-1-2
vs. Northwest	2-3-1
vs. WESTERN CONFERENCE	7-7-4

GOALS BY PERIOD	1	2	3	OT	T	AVG
Panthers	60	65	75	2	202	2.5
Opponents	62	76	93	3	234	2.9

SHOTS BY PERIOD	1	2	3	OT	T	AVG
Panthers	750	813	724	44	2331	28.4
Opponents	890	928	920	62	2800	34.1

POWER PLAY	G	ATT	PCT
Overall	44	309	14.2 (29th NHL)
Home	28	160	17.5 (21st NHL)
Road	16	149	10.7 (30th NHL)

PENALTY KILLING	G	TSH	PCT
Overall	59	287	79.4 (23rd NHL)
Home	33	144	77.1 (29th NHL)
Road	26	143	81.8 (15th NHL)

8 Short-Handed Goals Allowed (T-19th NHL)

PENALTIES	GP	MIN	AVG/RANK
Panthers	82	977	11.9 (F-14th NHL)

Individual Leaders

PANTHERS

Points
Stephen Weiss (60), Nathan Horton (57), Michael Frolik (43)

Goals
Stephen Weiss (28), Michael Frolik (21), Nathan Horton (20)

Assists
Nathan Horton (37), Bryan McCabe (35), Stephen Weiss (32)

PPG
Stephen Weiss (12), Nathan Horton (7), Michael Frolik (5)

SHG
Radek Dvorak (3), Nathan Horton (2), Bryan Allen (1)

Individual Leaders Cont.

PANTHERS

GWG
Nathan Horton (4), Cory Stillman (4), Rostislav Olesz (3)

3+ Goals
Steven Reinprecht (1), Stephen Weiss (1), Nathan Horton (1), Radek Dvorak (1)

PIM
Bryan Allen (99), Keith Ballard (89), Nick Tarnasky (85)

Shots
Michael Frolik (219), Stephen Weiss (180), Rostislav Olesz (178)

Plus/Minus
Jason Garrison (+5), Ville Koistinen (+1), Michal Repik (+1)

Goaltenders

PANTHERS	GP	MIN	GA	AVG	W	L	SO
S. Clemmensen	23	668	59	2.91	9	8	1
A. Salak	2	40	6	5.37	0	1	0
T. Vokoun	63	3695	157	2.55	23	28	7

Situational Goals for and Against

	PANTHERS GF	OPPONENT GA
Five-on-Five	139	154
Five-on-Four	41	7
Five-on-Three	2	0
Four-on-Four	6	3
Four-on-Three	0	0
Three-on-Three	0	0
Three-on-Four	0	4
Three-on-Five	0	4
Four-on-Five	5	50
Empty Net	8	12
Pen. Shot	1	0
Totals	202	234

Panthers Special Teams Scoring

POWER PLAY	G	A	PTS
Stephen Weiss	12	10	22
Bryan McCabe	3	16	19
Nathan Horton	7	4	11
Michael Frolik	5	5	10
Steve Reinprecht	3	7	10
Dmitry Kulikov	1	9	10
Cory Stillman	3	6	9
Keith Ballard	1	8	9
Dennis Seidenberg	1	7	8
Rostislav Olesz	3	3	6
David Booth	0	5	5
Radek Dvorak	1	2	3
Dominic Moore	2	0	2
Jordan Leopold	1	1	2
Jason Garrison	0	1	1
Ville Koistinen	0	1	1
Kamil Krepis	1	0	1

SHORT-HANDED	G	A	PTS
Radek Dvorak	3	0	3
Nathan Horton	2	0	2
Brian Allen	1	1	2
Keith Ballard	0	1	1
Kamil Krepis	0	1	1
Stephen Weiss	0	1	1
Dominic Moore	1	0	1
Dennis Seidenberg	0	1	1

2009-10 TRANSACTIONS

- 04/10/10 - **G Tyler Plante** recalled from Rochester (AHL).
04/08/10 - **D Clay Wilson** reassigned to Rochester (AHL).
04/05/10 - **L Steve MacIntyre** **R Evgeny Dadonov** recalled from Rochester (AHL).
04/04/10 - **C Jeff Taffe** and **R Mike Duco** reassigned to Rochester (AHL).
04/03/10 - **R Mike Duco** and **D Clay Wilson** recalled from Rochester (AHL).
04/02/10 - **L Steve MacIntyre** reassigned to Rochester (AHL).
03/31/10 - **C Jeff Taffe** recalled from Rochester (AHL).
03/29/10 - **R Victor Oreskovich** recalled from Rochester (AHL).
03/26/10 - **L Steve MacIntyre** recalled from Rochester (AHL).
03/18/10 - **R Michal Repik** reassigned to Rochester (AHL).
03/13/10 - **C Jeff Taffe** reassigned to Rochester (AHL).
03/12/10 - **C Jeff Taffe** recalled from Rochester (AHL).
03/10/10 - **R Michal Repik** recalled from Rochester (AHL).
03/04/10 - **R Michal Repik** reassigned to Rochester (AHL).
03/03/10 - **D Keaton Ellerby** recalled from Rochester (AHL). **D Dennis Seidenberg** traded to Boston for **F Byron Bitz**, **F Craig Weller** and a 2010 second round draft pick.
03/01/10 - **D Jordan Leopold** traded to Pittsburgh in exchange for a 2010 second round draft pick. **D Jason Garrison** recalled from Rochester (AHL).
02/24/10 - **C Shawn Matthias** and **R Michal Repik** recalled from Rochester (AHL).
02/14/10 - **C Shawn Matthias**, **C Jeff Taffe** and **R Victor Oreskovich** reassigned to Rochester (AHL).
02/12/10 - **C Jeff Taffe** recalled from Rochester (AHL).
02/11/10 - **C Dominic Moore** traded to Montreal in exchange for a 2011 second round draft pick.
02/09/10 - **R Victor Oreskovich** recalled from Rochester (AHL).
02/07/10 - **R Michal Repik** and **D Keaton Ellerby** reassigned to Rochester (AHL).
02/06/10 - **D Keaton Ellerby** recalled from Rochester (AHL).
01/31/10 - **L Kenndal McArdle** reassigned to Rochester (AHL).
01/26/10 - **R Michal Repik** recalled from Rochester (AHL).
01/22/10 - **D Jason Garrison** and **R Victor Oreskovich** reassigned to Rochester (AHL).
01/20/10 - **C Jeff Taffe** reassigned to Rochester.
01/18/10 - **C Shawn Matthias** and **C Jeff Taffe** recalled from Rochester. **F Steve MacIntyre** reassigned to Rochester.
01/15/10 - **D Keaton Ellerby** and **C Shawn Matthias** reassigned to Rochester (AHL).
01/14/10 - **D Keaton Ellerby** and **F Steve MacIntyre** recalled from Rochester (AHL).
01/13/10 - **C Shawn Matthias** recalled from Rochester (AHL).
01/06/10 - **F Steve MacIntyre** reassigned to Rochester (AHL).
01/05/10 - **F Steve MacIntyre** recalled from Rochester (AHL).
12/28/09 - **C Shawn Matthias** and **F Steve MacIntyre** reassigned to Rochester (AHL).
12/26/09 - **C Shawn Matthias** recalled from Rochester (AHL).
12/24/09 - **R Mike Duco** and **C Shawn Matthias** assigned to Rochester (AHL).
12/20/09 - **D Keaton Ellerby**, **C Jeff Taffe** and **R Michal Repik** assigned to Rochester (AHL). **F Steve MacIntyre** and **R Mike Duco** recalled from Rochester (AHL).
12/19/09 - **D Keaton Ellerby** recalled from Rochester (AHL).
12/18/09 - **D Jason Garrison** recalled from Rochester (AHL).
12/14/09 - **D Jason Garrison** recalled from Rochester (AHL). **D Jason Garrison** and **RW Mike Duco** reassigned to Rochester (AHL).
12/12/09 - **L Michal Repik** recalled from Rochester (AHL).
12/09/09 - **C Shawn Matthias** recalled from Rochester (AHL).
12/04/09 - **G Alexander Salak** reassigned to Rochester (AHL).
12/02/09 - **C Jeff Taffe**, **C Mike Duco** and **G Alexander Salak** recalled from Rochester (AHL). **C Shawn Matthias** and **L Steve MacIntyre** reassigned to Rochester.
11/27/09 - **D Ville Koistinen** assigned to Rochester (AHL).
11/25/09 - **L Steve MacIntyre** recalled from Rochester (AHL).
11/22/09 - **L Michal Repik** reassigned to Rochester (AHL).
11/21/09 - **C Shawn Matthias** and **L Michal Repik** recalled from Rochester (AHL).
11/12/09 - **L Steve MacIntyre** assigned to Rochester (AHL).
11/10/09 - **L Steve MacIntyre** claimed off waivers from Edmonton (NHL).
11/08/09 - **L Michal Repik** and **C Jeff Taffe** reassigned to Rochester (AHL).
11/06/09 - **L Michal Repik** recalled from Rochester (AHL).
11/04/09 - **C Jeff Taffe** recalled from Rochester (AHL).
11/01/09 - **L Michal Repik**, **D Keaton Ellerby** and **C Jeff Taffe** reassigned to Rochester (AHL).
10/31/09 - **D Keaton Ellerby** and **R Victor Oreskovich** recalled from Rochester (AHL).
10/29/09 - **C Jeff Taffe** recalled from Rochester (AHL).
10/26/09 - **L Michal Repik** and **R Kenndal McArdle** recalled from Rochester (AHL).
10/25/09 - **D Jason Garrison** reassigned to Rochester (AHL).
10/24/09 - **D Jason Garrison** recalled from Rochester (AHL).
10/14/09 - **C Shawn Matthias** assigned to Rochester (AHL).
10/11/09 - **D Jason Garrison** reassigned to Rochester (AHL).
10/10/09 - **D Jason Garrison** recalled from Rochester; **G Alexander Salak** assigned to Rochester (AHL).
10/06/09 - **G Alexander Salak** recalled from Rochester (AHL).
10/05/09 - **C Dominic Moore** signed to one-year contract.
10/04/09 - **L Michal Repik**, **RW Michael Duco**, **D Jason Garrison** and **G Alexander Salak** assigned to Rochester (AHL).
09/29/09 - **D Dmitry Kulikov** signs three-year entry level deal.
09/23/09 - **D Peter Aston**, **D Luke Beaverson**, **G Chris Beckford-Tseu**, **C David Brine**, **RW Brady Calla**, **D Michael Caruso**, **RW Evgeny Dadonov**, **D James DeLory**, **D Matt Duffy**, **D Keaton Ellerby**, **D Jordan Henry**, **C Jamie Johnson**, **L Kenndal McArdle**, **R Graham Mink**, **R Victor Oreskovich**, **G Tyler Plante**, **F Andrew Sweetland**, **D Clay Wilson** and **C Mike York** assigned to Rochester (AHL). **D Martin Skoula**, **R Adam Keefe** and **C Eric Himelfarb** released from professional try-out. **C Scott Timmins** assigned to juniors.
09/14/09 - **D Dennis Seidenberg** signs one-year contract.
09/02/09 - **R Evgeny Dadonov** signs entry level contract.

2009-10 INJURY BREAKDOWN

PLAYER	INJURY	DATE OUT	DATE RETURNED	# OF GAMES MISSED
Tomas Vokoun.....	Back.....	04/08/10.....	04/12/10.....	3
Cory Stillman.....	Back.....	04/06/10.....	04/12/10.....	4
Bryan Allen.....	Ribs.....	04/03/10.....	04/08/10.....	2
Victor Oreskovich.....	Upper Body.....	04/03/10.....	04/06/10.....	1
Rostislav Olesz.....	Upper Body.....	03/31/10.....	04/03/10.....	2
Byron Bitz.....	Elbow.....	03/29/10.....	04/12/10.....	8
David Booth.....	Concussion.....	03/27/10.....	04/12/10.....	9
Gregory Campbell.....	Foot.....	03/21/10.....	04/12/10.....	12
Byron Bitz.....	Lower Body.....	03/11/10.....	03/20/10.....	4
Rostislav Olesz.....	Wrist.....	02/13/10.....	03/02/10.....	1
Stephen Weiss.....	Upper Body.....	02/06/10.....	02/09/10.....	1
Nathan Horton.....	Fractured Tibia.....	01/21/10.....	03/18/10.....	17
Stephen Weiss.....	Lower Body.....	01/17/10.....	01/20/10.....	1
Nick Tarnasky.....	Lower Body.....	01/14/10.....	01/23/10.....	5
Dmitry Kulikov.....	Lower Body.....	12/18/09.....	01/21/10.....	14
Kamil Krepis.....	Upper Body.....	12/18/09.....	12/27/09.....	4
Dominic Moore.....	Upper Body.....	12/12/09.....	12/14/09.....	1
Gregory Campbell.....	Upper Body.....	12/07/09.....	12/18/09.....	5
Kenndal McArdle.....	Upper Body.....	11/28/09.....	01/23/10.....	26
Gregory Campbell.....	Upper Body.....	11/21/09.....	11/30/09.....	5
Cory Stillman.....	Knee Injury.....	11/21/09.....	12/31/09.....	20
Kamil Krepis.....	Ankle.....	11/06/09.....	11/12/09.....	2
Dominic Moore.....	Nasal Surgery.....	10/30/09.....	11/12/09.....	5
David Booth.....	Concussion.....	10/28/09.....	01/31/10.....	45
Radek Dvorak.....	Knee.....	10/28/09.....	11/12/09.....	6
Nick Tarnasky.....	Orbital Bone.....	10/02/09.....	12/27/09.....	39

TOTAL MAN GAMES LOST: 242

2009-10 OPENING & CLOSING LINEUPS

Opening Game: 4-3 Win-SO
at Chicago 10/2/09 (in Finland)

#	Name	Pos	#	Name	Pos
2	Keith Ballard	D	27	Steven Reinprecht	C
4	Dennis Seidenberg	D	28	Kamil Krepis	C
5	Bryan Allen	D	41	Shawn Matthias	C
6	Ville Koistinen	D	43	Dmitry Kulikov	D
9	Stephen Weiss	C	44	Jordan Leopold	D
10	David Booth	L	61	Cory Stillman	L
11	Gregory Campbell	C	67	Michael Frolik	C
14	Radek Dvorak	R	85	Rostislav Olesz	L
16	Nathan Horton	C	29	Tomas Vokoun	G
24	Bryan McCabe	D	30	Scott Clemmensen	G

Closing Game: 3-1 Loss
vs. Tampa Bay 4/11/10

#	Name	Pos	#	Name	Pos
2	Keith Ballard	D	41	Shawn Matthias	C
5	Bryan Allen	D	43	Dmitry Kulikov	D
9	Stephen Weiss	C	52	Jason Garrison	D
14	Radek Dvorak	R	63	Evgeny Dadonov	R
16	Nathan Horton	R	65	Victor Oreskovich	R
24	Bryan McCabe	D	67	Michael Frolik	R
27	Steven Reinprecht	C	74	Nick Tarnasky	L
28	Kamil Krepis	C	85	Rostislav Olesz	L
33	Steve Macintyre	L	30	Scott Clemmensen	G
39	Keaton Ellerby	D	35	Tyler Plante	G

2009-10 HOME/ROAD SCORING

	HOME				ROAD				TOTAL			
	GP	G	A	PTS +/-	GP	G	A	PTS +/-	GP	G	A	PTS +/-
Weiss, Stephen	40	15	13	28 -12	40	13	19	32 5	80	28	32	60 -7
Horton, Nathan	31	8	19	27 -4	34	12	18	30 3	65	20	37	57 -1
Frolik, Michael	41	9	13	22 -2	41	12	9	21 -2	82	21	22	43 -4
McCabe, Bryan	41	4	19	23 3	41	4	16	20 -7	82	8	35	43 -4
Reinprecht, Steven	41	2	11	19 8	41	8	11	19 -9	82	16	22	38 -1
Stillman, Cory	29	9	11	20 -1	29	6	11	17 -2	58	15	22	37 -3
Dvorak, Radek	38	9	11	20 7	38	5	7	12 -14	76	14	18	32 -7
Olesz, Rostislav	39	8	10	18 6	39	6	5	11 -10	78	14	15	29 -4
Ballard, Keith	41	6	11	17 -4	41	2	9	11 -3	82	8	20	28 -7
Seidenberg, Dennis	30	1	8	9 0	32	1	13	14 -3	62	2	21	23 -3
Leopold, Jordan	30	3	7	10 -2	31	4	4	8 -5	61	7	11	18 -7
Moore, Dominic	24	7	4	11 -3	24	1	5	6 -4	48	8	9	17 -7
Campbell, Gregory	31	2	8	10 -1	29	0	7	7 -4	60	2	15	17 -5
Booth, David	15	3	6	9 -1	13	5	2	7 -2	28	8	8	16 -3
Matthias, Shawn	27	3	7	10 3	28	4	2	6 -6	55	7	9	16 -3
Kulikov, Dmitry	35	2	10	12 -2	33	1	3	4 -3	68	3	13	16 -5
Kreps, Kamil	39	4	4	8 -5	37	1	5	6 -2	76	5	9	14 -7
Allen, Bryan	37	2	6	8 1	37	2	3	5 -9	74	4	9	13 -8
Garrison, Jason	19	1	5	6 3	20	1	1	2 2	39	2	6	8 5
Oreskovich, Victor	24	1	3	4 -4	26	1	1	2 -4	50	2	4	6 -8
Repik, Michal	9	1	1	2 -1	10	2	1	3 2	19	3	2	5 1
Koistinen, Ville	8	0	1	1 -1	9	1	2	3 2	17	1	3	4 1
Tarnasky, Nick	18	1	2	3 0	13	0	0	0 -5	31	1	2	3 -5
McArdle, Kenndal	10	1	0	1 -3	9	0	2	2 -1	19	1	2	3 -4
Taffe, Jeff	10	0	0	0 -1	11	1	1	2 0	21	1	1	2 -1
Bitz, Byron	3	1	1	2 1	4	0	0	0 0	7	1	1	2 1
MacIntyre, Steve	8	0	0	0 -1	10	0	1	1 -2	18	0	1	1 -3
Wilson, Clay	2	0	0	0 -5	0	0	0	0 0	2	0	0	0 -5
Duco, Mike	4	0	0	0 0	6	0	0	0 -3	10	0	0	0 -3
Dadonov, Evgeny	3	0	0	0 -1	1	0	0	0 0	4	0	0	0 -1
Ellerby, Keaton	11	0	0	0 2	11	0	0	0 -3	22	0	0	0 -1

2009-10 HOME/ROAD GOALTENDING

	HOME						ROAD						OVERALL					
	GP	W	L	T	GAA	SV% SO	GP	W	L	T	GAA	SV% SO	GP	W	L	T	GAA	SV% SO
Vokoun, Tomas	33	12	13	2.65	.923	4	30	11	15	2.44	.927	3	63	23	28	2.55	.925	7
Clemmensen, Scott	11	4	3	2.86	.908	0	12	5	5	2.96	.914	1	23	9	8	2.91	.912	1
Salak, Alexander	-	-	-	-	-	-	2	0	1	5.41	.850	0	2	0	1	5.41	.850	0



2010-2011 OPONENTS



ANAHEIM DUCKS

Honda Center
2695 East Katella Ave. · Anaheim, CA 92806 · Phone: (714) 940-2900
www.anaheimducks.com

Arena: Honda Center
Capacity: 17,174
Entered NHL: 1993-94

Chief Executive Officer: Michael Schulman
Executive Vice President & General Manager: Bob Murray
Head Coach: Randy Carlyle
Assistant Coaches: Dave Farrish, Mike Foligno



2010-11 Scheduled Game


Dec. 1: Panthers at Ducks

2009-10 Result

Feb. 1: Panthers 0, Ducks 3

All-Time Record vs. Ducks

SEASON	HOME					AWAY					OVERALL				
	GP	W	L	T	OTL	GP	W	L	T	OTL	GP	W	L	T	OTL
1993-94	1	1	0	0	-	1	1	0	0	-	2	2	0	0	-
1994-95	DID NOT PLAY														
1995-96	1	0	0	1	-	1	1	0	0	-	2	1	0	1	-
1996-97	1	0	1	0	-	1	0	1	0	-	2	0	2	0	-
1997-98	1	0	0	1	-	1	0	1	0	-	2	0	1	1	-
1998-99	0	0	0	0	-	1	1	0	0	-	1	1	0	0	-
1999-00	1	1	0	0	0	1	1	0	0	0	2	2	0	0	0
2000-01	0	0	0	0	0	1	0	0	0	1	1	0	0	0	1
2001-02	1	1	0	0	0	1	1	0	0	0	2	2	0	0	0
2002-03	1	0	1	0	0	1	0	0	1	0	2	0	1	1	0
2003-04	1	1	0	0	0	0	0	0	0	0	1	1	0	0	0
2005-06	0	0	0	-	0	1	0	1	-	0	1	0	1	-	0
2006-07	1	0	0	-	1	0	0	0	-	0	1	0	0	-	1
2007-08	DID NOT PLAY														
2008-09	0	0	0	-	0	1	1	0	-	0	1	1	0	-	0
2009-10	1	0	1	-	0	0	0	0	-	0	1	0	1	-	0
TOTALS	10	4	3	2	1	11	6	3	1	1	21	10	6	3	2



Ryan Getzlaf

Fast Facts

	OVERALL	AT HOME	ON ROAD
Last 10 Games:	4-3-1-2	4-3-2-1	5-3-1-1
Last Win:	11/9/08	12/27/03	11/9/08
Last Loss:	2/1/10	2/1/10	1/21/06
Last Tie:	11/24/02	1/4/98	11/24/02
Overtime Record:	1-2-3	1-1-2	0-1-1
Shutouts by Panthers:	1	1	Never
Last Time:	11/21/01 (6-0)	11/21/01 (6-0)	Never
Shutouts of Panthers:	3	2	1
Last Time:	2/1/10 (3-0)	2/1/10 (3-0)	1/21/06 (1-0)
Shootout Record:	Never	Never	Never
Most Goals:	6 (11/21/01)	6 (11/21/01)	5 (2X) MR: (1/5/00)
Most Goals Against:	8 (1/21/98)	3 (4X) MR: (2/1/10)	8 (1/21/98)

ATLANTA THRASHERS

Philips Arena
1 Philips Drive · Atlanta, GA 30303 · Phone: (404) 878-3300
www.atlantathrashers.com

Arena: Philips Arena
Capacity: 18,545
Entered NHL: 1999-2000

Executive Vice President: Don Waddell
General Manager: Rick Dudley
Head Coach: Craig Ramsay
Associate Coach: John Torchetti
Assistant Coaches: Mike Stothers



Nik Antropov

2010-11 Scheduled Games

Nov. 3: Panthers vs. Thrashers
Nov. 17: Panthers at Thrashers
Jan 5: Panthers vs. Thrashers
Jan 17: Panthers vs. Thrashers
Feb. 25: Panthers at Thrashers
Mar. 5: Panthers at Thrashers

2009-10 Results

Nov. 30: Panthers 3, Thrashers 4
Dec. 5: Panthers 1, Thrashers 2 (SO)
Dec. 16: Panthers 4, Thrashers 3
Jan. 18: Panthers 1, Thrashers 0
Feb. 6: Panthers 2, Thrashers 4
Mar. 2: Panthers 2, Thrashers 4

All-Time Record vs. Thrashers

SEASON	HOME					AWAY					OVERALL				
	GP	W	L	T	OTL	GP	W	L	T	OTL	GP	W	L	T	OTL
1999-00	3	2	0	1	0	2	0	1	1	0	5	2	1	2	0
2000-01	2	0	2	0	0	3	1	0	1	1	5	1	2	1	1
2001-02	3	1	2	0	0	2	0	0	2	0	5	1	2	2	0
2002-03	2	1	1	0	0	3	2	0	0	1	5	3	1	0	1
2003-04	3	0	2	0	1	3	1	2	0	0	6	1	4	0	1
2005-06	4	3	1	-	0	4	0	3	-	1	8	3	4	-	1
2006-07	4	2	2	-	0	4	0	4	-	0	8	2	6	-	0
2007-08	4	2	2	-	0	4	3	0	-	1	8	5	2	-	1
2008-09	3	2	1	-	0	3	2	1	-	0	6	4	2	-	0
2009-10	3	2	0	-	1	3	0	3	-	0	6	2	3	-	1
TOTALS	31	15	13	1	2	31	9	14	4	4	62	24	27	5	6

Fast Facts

	OVERALL	AT HOME	ON ROAD
Last 10 Games:	5-4-0-1	6-3-0-1	5-4-0-1
Last Win:	1/18/10	1/18/10	4/9/09
Last Loss:	3/2/10	12/5/09	3/2/10
Last Tie:	4/10/02	12/22/99	4/10/02
Overtime Record:	4-5-6	3-1-2	1--4
Shutouts by Panthers:	3	3	Never
Last Time:	1/18/10 (1-0)	1/18/10 (1-0)	Never
Shutouts of Panthers:	3	1	2
Last Time:	11/25/06 (1-0)	3/27/04 (3-0)	11/25/06 (1-0)
Shootout Record:	2-2	1-1	1-1
Last Time:	12/5/09 (0-1)	12/5/09 (0-1)	1/10/08 (3-2)
Most Goals:	8 (1/10/09)	8 (1/10/09)	7 (2/10/01)
Most Goals Against:	7 (11/26/05)	6 (2X) MR: (11/21/03)	7 (11/26/05)

BOSTON BRUINS

TD Garden
100 Legends Way · Boston, MA 02114 · Phone: (617) 624-1900
www.bostonbruins.com



Arena: TD Garden
Capacity: 17,565
Entered NHL: 1924-25

Owner & Governor: Jeremy M. Jacobs
General Manager: Peter Chiarelli
Head Coach: Claude Julien
Assistant Coaches: Doug Houda, Geoff Ward

2010-11 Scheduled Games

Nov. 18: Panthers at Bruins
Nov. 24: Panthers vs. Bruins

Dec. 27: Panthers vs. Bruins
Jan. 26: Panthers at Bruins

2009-10 Results

Nov. 12: Panthers 1, Bruins 0 (SO)
Dec. 17: Panthers 1, Bruins 2

Feb. 13: Panthers 2, Bruins 3 (SO)
Apr. 1: Panthers 1, Bruins 0

All-Time Record vs. Bruins

SEASON	HOME					AWAY					OVERALL				
	GP	W	L	T	OTL	GP	W	L	T	OTL	GP	W	L	T	OTL
1993-94	2	1	1	0	-	2	0	1	1	-	4	1	2	1	-
1994-95	1	0	1	0	-	2	2	0	0	-	3	2	1	0	-
1995-96	2	1	1	0	-	2	0	1	1	-	4	1	2	1	-
1996-97	2	1	1	0	-	2	1	1	0	-	4	2	2	0	-
1997-98	2	1	1	0	-	2	2	0	0	-	4	3	1	0	-
1998-99	2	0	2	0	-	2	0	1	1	-	4	0	3	1	-
1999-00	2	2	0	0	0	2	2	0	0	0	4	4	0	0	0
2000-01	2	2	0	0	0	2	1	1	0	0	4	3	1	0	0
2001-02	2	0	2	0	0	2	0	2	0	0	4	0	4	0	0
2002-03	2	1	0	0	1	2	0	1	1	0	4	1	1	1	1
2003-04	2	0	0	2	0	2	2	0	0	0	4	2	0	2	0
2005-06	2	1	1	-	0	2	1	1	-	0	4	2	2	-	0
2006-07	2	2	0	-	0	2	2	0	-	0	4	4	0	-	0
2007-08	2	0	1	-	1	2	2	0	-	0	4	2	1	-	1
2008-09	2	1	1	-	0	2	0	2	-	0	4	1	3	-	0
2009-10	2	0	1	-	1	2	2	0	-	0	4	2	1	-	1
TOTALS	31	13	13	2	3	32	17	11	4	0	63	30	24	6	3



Zdeno Chara

Fast Facts


	OVERALL	AT HOME	ON ROAD
Last 10 Games:	4-4-0-2	4-4-0-2	7-3-0-0
Last Win:	4/1/10	2/21/09	4/1/10
Last Loss:	2/13/10	2/13/10	2/24/09
Last Tie:	12/10/03	12/10/03	12/21/02
Overtime Record:	3-3-6	1-2-3	2-0-4
Shutouts by Panthers:	9	4	5
Last Time:	4/1/10 (1-0)	2/21/09 (2-0)	4/1/10 (1-0)
Shutouts of Panthers:	3	2	1
Last Time:	12/6/09 (4-0)	12/6/09 (4-0)	3/9/99 (2-0)
Shootout Record:	2-2	0-2	2-0
Last Time:	2/13/10 (2-3)	2/13/10 (2-3)	11/12/09 (1-0)
Most Goals:	10 (11/26/97)	10 (11/26/97)	6 (2/3/08)
Most Goals Against:	7 (12/28/01)	7 (12/28/01)	6 (2/24/09)

BUFFALO SABRES

HSBC Arena
 One Seymour H. Knox III Plaza · Buffalo, NY 14203 · Phone: (716) 855-4100
www.sabres.com

Arena: HSBC Arena
 Capacity: 18,690
 Entered NHL: 1970-71

Owner: B. Thomas Golisano
 General Manager: Darcy Regier
 Head Coach: Lindy Ruff
 Associate Coach: Brian McCutcheon
 Assistant Coach: James Patrick



Ryan Miller

2010-11 Scheduled Games

Dec. 17: Panthers vs. Sabres
 Dec. 23: Panthers at Sabres
 Feb. 10: Panthers vs. Sabres
 Mar. 25: Panthers at Sabres

2009-10 Results

Oct. 21: Panthers 2, Sabres 5
 Nov. 18: Panthers 6, Sabres 2
 Mar. 20: Panthers 1, Sabres 3
 Mar. 31: Panthers 2, Sabres 6

All-Time Record vs. Sabres

SEASON	HOME					AWAY					OVERALL				
	GP	W	L	T	OTL	GP	W	L	T	OTL	GP	W	L	T	OTL
1993-94	2	1	1	0	-	2	1	1	0	-	4	2	2	0	-
1994-95	1	0	1	0	-	2	0	2	0	-	3	0	3	0	-
1995-96	2	2	0	0	-	2	0	2	0	-	4	2	2	0	-
1996-97	2	2	0	0	-	2	0	1	1	-	4	2	1	1	-
1997-98	2	0	2	0	-	2	1	1	0	-	4	1	3	0	-
1998-99	2	1	1	0	-	3	0	2	1	-	5	1	3	1	-
1999-00	2	1	1	0	0	2	1	0	0	1	4	2	1	0	1
2000-01	2	1	1	0	0	2	0	2	0	0	4	1	3	0	0
2001-02	2	1	1	0	0	2	1	1	0	0	4	2	2	0	0
2002-03	2	0	1	1	0	2	1	1	0	0	4	1	2	1	0
2003-04	2	1	1	0	0	2	0	1	1	0	4	1	2	1	0
2005-06	2	2	0	-	0	2	1	1	-	0	4	3	1	-	0
2006-07	2	1	1	-	0	2	0	1	-	1	4	1	2	-	1
2007-08	2	0	2	-	0	2	1	1	-	0	4	1	3	-	0
2008-09	2	1	0	-	1	2	0	2	-	0	4	1	2	-	1
2009-10	2	0	2	-	0	2	1	1	-	0	4	1	3	-	0
TOTALS	31	14	15	1	1	33	8	20	3	2	64	22	35	4	3

Fast Facts

	OVERALL	AT HOME	ON ROAD
Last 10 Games:	2-7-0-1	4-5-0-1	3-6-0-1
Last Win:	11/18/09	12/4/08	11/18/09
Last Loss:	3/31/10	3/20/10	3/31/10
Last Tie:	2/18/04	2/24/03	2/18/04
Overtime Record:	1-3-4	1-1-1	0-2-3
Shutouts by Panthers:	2	Never	2
Last Time:	12/20/02 (3-0)	Never	12/20/02 (3-0)
Shutouts of Panthers:	6	3	3
Last Time:	1/30/08 (1-0)	1/30/08 (1-0)	1/19/01 (1-0)
Shootout Record:	0-1	0-1	Never
Most Goals:	6 (2X) MR: (11/28/98)	6 (2X) MR: (11/28/98)	4 (2X) MR: (12/17/99)
Most Goals Against:	7 (2/4/94)	7 (2/4/94)	6 (4X) MR: (3/31/10)

CALGARY FLAMES

Pengrowth Saddledome
 PO Box 1540, Station M · Calgary, Alberta, Canada T2P 3B9 · Phone: (403) 777-2177
www.calgaryflames.com



Arena: Pengrowth Saddledome
 Capacity: 19,289
 Entered NHL: 1972-73 (Atlanta)

Owners: N. Murray Edwards (Chairman), Harley N. Hotchkiss, Alvin G. Libin,
 Allan P. Markin, Jeffrey J. McCaig, Clayton H. Riddell
 President & Chief Executive Officer: Ken King
 General Manager: Darryl Sutter
 Head Coach: Brent Sutter

Assistant Coaches: Dave Lowry, Ryan McGill, Rob Cookson, Jamie McLennan

2010-11 Scheduled Game

Oct. 14: Panthers at Flames

2009-10 Result

Feb. 12: Panthers 1, Flames 2

All-Time Record vs. Flames



Jarome Iginla

SEASON	HOME					AWAY					OVERALL				
	GP	W	L	T	OTL	GP	W	L	T	OTL	GP	W	L	T	OTL
1993-94	1	1	0	0	-	1	0	1	0	-	2	1	1	0	-
1994-95	DID NOT PLAY														
1995-96	1	1	0	0	-	1	0	1	0	-	2	1	1	0	-
1996-97	1	0	1	0	-	1	1	0	0	-	2	1	1	0	-
1997-98	1	0	1	0	-	1	0	0	1	-	2	0	1	1	-
1998-99	1	0	1	0	-	1	1	0	0	-	2	1	1	0	-
1999-00	1	0	0	0	1	1	1	0	0	0	2	1	0	0	1
2000-01	1	0	0	1	0	0	0	0	0	0	1	0	0	1	0
2001-02	1	0	0	1	0	1	0	1	0	0	2	0	1	1	0
2002-03	1	1	0	0	0	0	0	0	0	0	1	1	0	0	0
2003-04	0	0	0	0	0	1	0	1	0	0	1	0	1	0	0
2005-06	DID NOT PLAY														
2006-07	0	0	0	-	0	1	0	0	-	1	1	0	0	-	1
2007-08	1	0	0	-	1	0	0	0	-	0	1	0	0	-	1
2008-09	0	0	0	-	0	1	1	0	0	0	1	1	0	-	0
2009-10	1	0	1	-	0	0	0	0	-	0	1	0	1	-	0
TOTALS	11	3	4	2	2	10	4	4	1	1	21	7	8	3	3

Fast Facts

	OVERALL	AT HOME	ON ROAD
Last 10 Games:	3-3-2-2	2-4-2-2	4-4-1-1
Last Win:	12/12/08	11/9/02	12/12/08
Last Loss:	2/5/10	2/5/10	1/4/07
Last Tie:	3/13/02	3/13/02	1/9/98
Overtime Record:	0-3-3	0-2-2	0-1-1
Shutouts by Panthers:	1	1	Never
Last Time:	11/9/02 (3-0)	11/9/02 (3-0)	Never
Shutouts of Panthers:	1	Never	1
Last Time:	1/6/96 (2-0)	Never	1/6/96 (2-0)
Shootout Record:	1-1	0-1	1-0
Last Time:	12/11/08 (3-2)	12/11/07 (1-2)	12/11/08 (3-2)
Most Goals:	6 (11/6/99)	4 (10/8/95)	6 (11/6/99)
Most Goals Against:	5 (1/4/07)	4 (12/12/98)	5 (1/4/07)

CAROLINA HURRICANES

RBC Center
1400 Edwards Mill Rd. · Raleigh, NC 27607 · Phone: (919) 467-7825
www.carolinahurricanes.com

Arena: RBC Center
Capacity: 18,680
Entered NHL: 1979-80 (Hartford)

Chief Executive Officer, Owner & Governor: Peter Karmanos, Jr.
President & General Manager: Jim Rutherford
Head Coach: Paul Maurice
Associate Head Coach: Ron Francis
Assistant Coaches: Tom Rowe, Tom Barrasso



2010-11 Scheduled Games


Nov. 5: Panthers vs. Hurricanes
Nov. 6: Panthers at Hurricanes
Dec. 15: Panthers vs. Hurricanes

Jan. 3: Panthers at Hurricanes
Jan 7. Panthers vs. Hurricanes
Mar. 1: Panthers at Hurricanes

2009-10 Results

Oct. 9: Panthers 2, Hurricanes 7
Nov. 4: Panthers 3, Hurricanes 0
Dec. 18: Panthers 6, Hurricanes 3

Dec. 19: Panthers 2, Hurricanes 3
Feb. 9: Panthers 1, Hurricanes 4
Mar. 6: Panthers 4, Hurricanes 1



Eric Staal

All-Time Record vs. Hurricanes

SEASON	HOME				AWAY				OVERALL						
	GP	W	L	T	OTL	GP	W	L	T	OTL	GP	W	L	T	OTL
1993-94	2	0	2	0	-	2	1	1	0	-	4	1	3	0	-
1994-95	2	1	0	1	-	2	2	0	0	-	4	3	0	1	-
1995-96	2	2	0	0	-	2	1	1	0	-	4	3	1	0	-
1996-97	2	1	0	1	-	2	0	2	0	-	4	1	2	1	-
1997-98	2	1	1	0	-	2	2	0	0	-	4	3	1	0	-
1998-99	3	0	0	3	-	2	0	1	1	-	5	0	1	4	-
1999-00	2	1	0	0	1	3	1	1	0	1	5	2	1	0	2
2000-01	3	0	0	2	1	2	1	1	0	0	5	1	1	2	1
2001-02	2	0	2	0	0	3	0	2	1	0	5	0	4	1	0
2002-03	3	3	0	0	0	2	1	1	0	0	5	4	1	0	0
2003-04	3	2	0	1	0	3	0	2	1	0	6	2	2	2	0
2005-06	4	2	1	-	1	4	0	4	-	0	8	2	5	-	1
2006-07	4	1	0	-	3	4	0	3	-	1	8	1	3	-	4
2007-08	4	2	1	-	1	4	1	3	-	0	8	3	4	-	1
2008-09	3	2	0	-	1	3	1	1	-	1	6	3	1	-	2
2009-10	3	3	0	-	0	3	0	3	-	0	6	3	3	-	0
TOTALS	44	21	7	8	8	43	11	26	3	3	87	32	33	11	11

Fast Facts

	OVERALL	AT HOME	ON ROAD
Last 10 Games:	5-3-0-2	7-1-0-2	2-7-0-1
Last Win:	3/6/10	3/6/10	2/12/09
Last Loss:	2/9/10	3/23/09	2/9/10
Last Tie:	4/4/04	4/4/04	10/13/03
Overtime Record:	1-11-11	1-8-8	0-3-3
Shutouts by Panthers:	6	4	2
Last Time:	11/4/09 (3-0)	11/4/09 (3-0)	2/12/09 (5-0)
Shutouts of Panthers:	3	1	2
Last Time:	11/11/05 (1-0)	11/11/05 (1-0)	11/05/05 (2-0)
Shootout Record:	0-2	0-2	Never
Last Time:	3/20/08 (1-2)	3/20/08 (1-2)	Never
Most Goals:	6 (3X) MR: (12/18/09)	6 (3X) MR: (12/18/09)	5 (5X) MR: (2/12/09)
Most Goals Against:	7 (3X) MR: (10/9/09)	6 (4/4/04)	7 (3X) MR: (10/9/09)

CHICAGO BLACKHAWKS

United Center
 1901 W. Madison St. · Chicago, IL 60612 · Phone: (312) 455-7000
www.chicagoblackhawks.com



Arena: United Center
 Capacity: 17,717
 Entered NHL: 1926-27

President: W. Rockwell Wirtz
 General Manager: Stan Bowman
 Head Coach: Joel Quenneville
 Assistant Coaches: Mike Haviland, Mike Kitchen

2010-11 Scheduled Games

Mar. 8: Panthers vs. Blackhawks

Mar. 23: Panthers at Blackhawks


2009-10 Results

Oct. 2: Panthers 4, Blackhawks 3 (SO)

Oct. 3: Panthers 0, Blackhawks 4

All-Time Record vs. Blackhawks

SEASON	HOME					AWAY					OVERALL				
	GP	W	L	T	OTL	GP	W	L	T	OTL	GP	W	L	T	OTL
1993-94	1	0	1	0	-	1	0	0	1	-	2	0	1	1	-
1994-95	DID NOT PLAY														
1995-96	1	0	1	0	-	1	0	1	0	-	2	0	2	0	-
1996-97	1	1	0	0	-	1	1	0	0	-	2	2	0	0	-
1997-98	1	0	1	0	-	1	1	0	0	-	2	1	1	0	-
1998-99	1	1	0	0	-	1	1	0	0	-	2	2	0	0	-
1999-00	1	0	1	0	0	1	0	1	0	0	2	0	2	0	0
2000-01	0	0	0	0	0	1	0	1	0	0	1	0	1	0	0
2001-02	1	0	1	0	0	1	0	1	0	0	2	0	2	0	0
2002-03	1	0	0	1	0	1	0	1	0	0	2	0	1	1	0
2003-04	0	0	0	0	0	1	0	0	1	0	1	0	0	1	0
2005-06	1	1	0	-	0	0	0	0	-	0	1	1	0	-	0
2006-07	DID NOT PLAY														
2007-08	0	0	0	-	0	1	1	0	-	0	1	1	0	-	0
2008-09	1	0	1	-	0	0	0	0	0	0	1	0	1	-	0
2009-10	1	0	1	-	0	1	1	0	0	0	2	1	1	-	0
TOTALS	11	3	7	1	0	12	5	5	2	0	23	8	12	3	0



Jonathan Toews

Fast Facts

	OVERALL	AT HOME	ON ROAD
Last 10 Games:	3-5-2-0	3-6-1-0	5-4-1-0
Last Win:	10/2/09	12/3/05	10/2/09
Last Loss:	10/3/09	10/3/09	10/17/02
Last Tie:	2/29/04	11/11/02	2/29/04
Overtime Record:	2-0-3	1-0-1	1-0-2
Shutouts by Panthers:	1	Never	1
Last Time:	3/29/98 (4-0)	Never	3/29/98 (4-0)
Shutouts of Panthers:	4	3	1
Last Time:	10/3/09 (4-0)	10/3/09 (4-0)	1/17/01 (5-0)
Shootout Record:	1-0	Never	1-0
Last Time:	10/2/09 (4-3)	Never	10/2/09 (4-3)
Most Goals:	7 (10/30/98)	4 (3/15/98) (12/3/05)	7 (10/30/98)
Most Goals Against:	8 (2X) MR: (3/15/98)	8 (3/15/98)	8 (3/11/96)

COLORADO AVALANCHE

Pepsi Center
1000 Chopper Circle · Denver, CO 80204 · Phone: (303) 405-1100
www.coloradoavalanche.com

Arena: Pepsi Center
Capacity: 18,007
Entered NHL: 1979-80 (Quebec)

Owner & Governor: E. Stanley Kroenke
President & Alternate Governor: Pierre Lacroix
Head Coach: Joe Sacco
Assistant Coaches: Steve Konowalchuk, Sylvain Lefebvre



Milan Hejduk

2010-11 Scheduled Game

Dec. 7: Panthers vs. Avalanche

2009-10 Results

Dec. 2: Panthers 6, Avalanche 5 (SO) Mar. 11: Panthers 0, Avalanche 3

All-Time Record vs. Avalanche

SEASON	HOME					AWAY					OVERALL				
	GP	W	L	T	OTL	GP	W	L	T	OTL	GP	W	L	T	OTL
1993-94	2	0	2	0	-	2	1	0	1	-	4	1	2	1	-
1994-95	2	1	1	0	-	1	0	1	0	-	3	1	2	0	-
1995-96	1	0	1	0	-	1	0	0	1	-	2	0	1	1	-
1996-97	1	0	1	0	-	1	1	0	0	-	2	1	1	0	-
1997-98	1	0	1	0	-	1	0	1	0	-	2	0	2	0	-
1998-99	1	0	1	0	-	1	0	0	1	-	2	0	1	1	-
1999-00	0	0	0	0	0	1	1	0	0	0	1	1	0	0	0
2000-01	1	0	1	0	0	1	0	1	0	0	2	0	2	0	0
2001-02	0	0	0	0	0	1	0	1	0	0	1	0	1	0	0
2002-03	1	0	1	0	0	1	1	0	0	0	2	1	1	0	0
2003-04	1	0	1	0	0	0	0	0	0	0	1	0	1	0	0
2005-06	DID NOT PLAY														
2006-07	0	0	0	-	0	1	0	0	-	1	1	0	0	-	1
2007-08	1	0	0	-	1	0	0	0	-	0	1	0	0	-	1
2008-09	1	1	0	-	0	0	0	0	-	0	1	1	0	-	0
2009-10	1	1	0	-	0	1	0	1	-	0	2	1	1	-	0
TOTALS	14	3	10	0	1	13	4	5	3	1	27	7	15	3	2

Fast Facts

	OVERALL	AT HOME	ON ROAD
Last 10 Games:	3-5-0-2	2-7-0-1	3-4-2-1
Last Win:	12/2/09	12/2/09	1/2/03
Last Loss:	3/11/10	1/13/08	3/11/10
Last Tie:	1/6/99	Never	1/6/99
Overtime Record:	1-2-3	1-1-0	0-1-3
Shutouts by Panthers:	1	1	0
Last Time:	12/21/08 (3-0)	12/21/08 (3-0)	Never
Shutouts of Panthers:	1	Never	1
Last Time:	3/11/10	Never	3/11/10
Shootout Record:	1-1	1-1	Never
Last Time:	12/2/09 (6-5)	12/2/09 (6-5)	Never
Most Goals:	6 (12/2/09)	6 (12/2/09)	4 (3X) MR: (1/2/03)
Most Goals Against:	7 (3/3/99)	7 (3/3/99)	5 (2X) MR: (2/6/07)

COLUMBUS BLUE JACKETS

Nationwide Arena
 200 West Nationwide Blvd. · Columbus, Ohio 43215 · Phone: (614) 246-4625
www.bluejackets.com



Arena: Nationwide Arena
 Capacity: 18,144
 Entered NHL: 2000-01

Majority Owner & Governor: John P. McConnell
 General Manager: Scott Howson
 Head Coach: Scott Arnie
 Assistant Coaches: Brad Berry, Bob Boughner, Dan Hinote

2010-11 Scheduled Games

Jan. 19: Panthers vs. Blue Jackets

Mar. 29: Panthers at Blue Jackets

2009-10 Result

Dec. 9: Panthers 0, Blue Jackets 3

All-Time Record vs. Blue Jackets

SEASON	HOME					AWAY					OVERALL				
	GP	W	L	T	OTL	GP	W	L	T	OTL	GP	W	L	T	OTL
2000-01	1	0	0	0	1	1	1	0	0	0	2	1	0	0	1
2001-02	1	1	0	0	0	0	0	0	0	0	1	1	0	0	0
2002-03	0	0	0	0	0	1	0	1	0	0	1	0	1	0	0
2003-04	1	1	0	0	0	0	0	0	0	0	1	1	0	0	0
2005-06	1	0	0	-	1	0	0	0	-	0	1	0	0	-	1
2006-07	DID NOT PLAY														
2007-08	0	0	0	-	0	1	1	0	-	0	1	1	0	0	0
2008-09	1	0	1	-	0	0	0	0	-	0	1	0	1	-	0
2009-10	0	0	0	-	0	1	0	1	-	0	1	0	1	-	0
TOTALS	5	2	1	0	2	4	2	2	0	0	9	4	3	0	2



Rick Nash

Fast Facts

	OVERALL	AT HOME	ON ROAD
Last 10 Games:	4-3-0-2	2-1-0-2	2-2-0-0
Last Win:	11/21/07	1/3/04	11/21/07
Last Loss:	12/9/09	3/21/09	12/9/09
Last Tie:	Never	Never	Never
Overtime Record:	0-2-0	0-2-0	0-0-0
Shutouts by Panthers:	3	2	1
Last Time:	1/3/04 (1-0)	1/3/04 (1-0)	11/17/00 (3-0)
Shutouts of Panthers:	1	Never	1
Last Time:	12/9/09	Never	12/9/09
Shootout Record:	Never	Never	Never
Last Time:	Never	Never	Never
Most Goals:	6 (3/9/01)	6 (3/9/01)	5 (11/27/07)
Most Goals Against:	7 (3/9/01)	7 (3/9/01)	4 (10/19/02)

DALLAS STARS

American Airlines Center
2500 Victory Avenue · Dallas, TX 75219 · Phone: (214) 387-5500
www.dallasstars.com

Arena: American Airlines Center
Capacity: 18,532
Entered NHL: 1967-68 (Minnesota)



Chairman of the Board & Owner: Thomas O. Hicks
President: Jeff Cogen
General Manager: Joe Nieuwendyk
Head Coach: Marc Crawford
Assistant Coaches: Willie Desjardins, Stu Barnes, Charlie Huddy



Brenden Morrow

2009-10 Scheduled Game

Oct. 21: Panthers vs. Stars

2009-10 Result

Oct. 30: Panthers 6, Stars 5 (SO)

All-Time Record vs. Stars

SEASON	HOME					AWAY					OVERALL				
	GP	W	L	T	OTL	GP	W	L	T	OTL	GP	W	L	T	OTL
1993-94	1	0	1	0	-	1	0	0	1	-	2	0	1	1	-
1994-95	DID NOT PLAY														
1995-96	1	1	0	0	-	1	0	0	1	-	2	1	0	1	-
1996-97	1	0	0	1	-	1	1	0	0	-	2	1	0	1	-
1997-98	1	1	0	0	-	1	0	1	0	-	2	1	1	0	-
1998-99	1	0	1	0	-	1	0	1	0	-	2	0	2	0	-
1999-00	1	0	1	0	0	1	0	1	0	0	2	0	2	0	0
2000-01	1	1	0	0	0	0	0	0	0	0	1	1	0	0	0
2001-02	1	0	1	0	0	1	1	0	0	0	2	1	1	0	0
2002-03	1	0	1	0	0	1	1	0	0	0	2	1	1	0	0
2003-04	1	1	0	0	0	0	0	0	0	0	1	1	0	0	0
2005-06	0	0	0	-	0	1	0	1	-	0	1	0	1	-	0
2006-07	1	1	0	-	0	0	0	0	-	0	1	1	0	-	0
2007-08	DID NOT PLAY														
2008-09	1	0	1	-	0	1	1	0	-	0	2	1	1	-	0
2009-10	0	0	0	-	0	1	1	0	-	0	1	1	0	-	0
TOTALS	12	5	6	1	0	11	5	4	2	0	23	10	10	3	0

Fast Facts

	OVERALL	AT HOME	ON ROAD
Last 10 Games:	6-4-0-0	4-5-1-0	5-4-1-0
Last Win:	10/30/09	3/1/07	10/30/09
Last Loss:	1/21/09	1/21/09	12/7/05
Last Tie:	12/8/96	12/8/96	1/12/96
Overtime Record:	4-0-3	1-0-1	3-0-2
Shutouts by Panthers:	2	2	Never
Last Time:	12/19/03 (1-0)	12/19/03 (1-0)	Never
Shutouts of Panthers:	2	1	1
Last Time:	12/27/02 (4-0)	12/27/02 (4-0)	10/16/97 (4-0)
Shootout Record:	1-0	Never	1-0
Last Time:	10/30/09 (6-5)	Never	10/30/09 (6-5)
Most Goals:	6 (4X) MR: (10/30/09)	6 (2/18/96)	6 (3X) MR: (10/30/09)
Most Goals Against:	6 (1/12/96)	5 (2X) MR: (1/30/99)	6 (1/12/96)

DETROIT RED WINGS

Joe Louis Arena
600 Civic Center Drive · Detroit, MI 48226 · Phone: (313) 394-7000
www.detroitredwings.com



Arena: Joe Louis Arena
Capacity: 20,066
Entered NHL: 1926-27

Owner & Governor: Mike Ilitch
Executive Vice President/General Manager: Ken Holland
Head Coach: Mike Babcock
Assistant Coaches: Paul MacLean, Brad McCrimmon


2010-11 Scheduled Game

Feb. 18: Panthers vs. Red Wings

2009-10 Result

Nov. 20: Panthers 2, Red Wings 1 (OT)

All-Time Record vs. Red Wings



Nicklas Lidstrom

SEASON	HOME					AWAY					OVERALL				
	GP	W	L	T	OTL	GP	W	L	T	OTL	GP	W	L	T	OTL
1993-94	1	0	1	0	-	1	0	1	0	-	2	0	2	0	-
1994-95	DID NOT PLAY														
1995-96	1	1	0	0	-	1	0	1	0	-	2	1	1	0	-
1996-97	1	0	1	0	-	1	1	0	0	-	2	1	1	0	-
1997-98	1	0	0	1	-	1	0	1	0	-	2	0	1	1	-
1998-99	1	0	1	0	-	1	0	0	1	-	2	0	1	1	-
1999-00	1	0	0	1	0	0	0	0	0	0	1	0	0	1	0
2000-01	1	0	1	0	0	1	0	0	1	0	2	0	1	1	0
2001-02	1	0	0	0	1	0	0	0	0	0	1	0	0	0	1
2002-03	1	0	0	0	1	1	0	0	1	0	2	0	0	1	1
2003-04	0	0	0	0	0	1	0	1	0	0	1	0	1	0	0
2005-06	1	1	0	-	0	0	0	0	-	0	1	1	0	-	0
2006-07	DID NOT PLAY														
2007-08	0	0	0	-	0	1	0	1	0	0	1	0	1	0	0
2008-09	1	0	1	-	0	0	0	0	0	0	1	0	1	-	0
2009-10	0	0	0	-	0	1	1	0	-	0	1	1	0	-	0
TOTALS	11	2	5	2	2	10	2	5	3	0	21	4	10	5	2

Fast Facts

	OVERALL	AT HOME	ON ROAD
Last 10 Games:	2-4-2-2	2-4-2-2	2-5-3-0
Last Win:	11/20/09	12/15/05	11/20/09
Last Loss:	11/14/08	11/14/08	12/15/07
Last Tie:	1/30/03	10/9/99	1/30/03
Overtime Record:	2-2-5	1-2-2	1-0-3
Shutouts by Panthers:	Never	Never	Never
Last Time:	Never	Never	Never
Shutouts of Panthers:	Never	Never	Never
Last Time:	Never	Never	Never
Shootout Record:	Never	Never	Never
Last Time:	Never	Never	Never
Most Goals:	5 (2/26/99)	3 (2X) MR: (2/8/96)	5 (2/26/99)
Most Goals Against:	7 (2X) MR: (10/28/98)	7 (10/28/98)	7 (2/16/94)

EDMONTON OILERS

Rexall Place
7424 118 Avenue, N.W. · Edmonton, Alberta, Canada T5B 4M9 · Phone: (780) 414-4000
www.edmontonoilers.com

Arena: Rexall Place
Capacity: 16,839
Entered NHL: 1979-80

President & CEO: Patrick R. LaForge
President, Hockey Operations: Kevin Lowe
General Manager: Steve Tambellini
Head Coach: Tom Renney
Assistant Coaches: Kelly Buchburger, Steve Smith



Ales Hemskey

2010-11 Scheduled Game

Oct. 10: Panthers at Oilers

2009-10 Result

Dec. 7: Panthers 2, Oilers 3 (SO)

All-Time Record vs. Oilers

SEASON	HOME					AWAY					OVERALL				
	GP	W	L	T	OTL	GP	W	L	T	OTL	GP	W	L	T	OTL
1993-94	1	0	0	1	-	1	1	0	0	-	2	1	0	1	-
1994-95	DID NOT PLAY														
1995-96	1	1	0	0	-	1	1	0	0	-	2	2	0	0	-
1996-97	1	1	0	0	-	1	0	1	0	-	2	1	1	0	-
1997-98	1	0	1	0	-	1	0	1	0	-	2	0	2	0	-
1998-99	1	1	0	0	-	0	0	0	0	-	1	1	0	0	-
1999-00	1	1	0	0	0	1	0	0	1	0	2	1	0	1	0
2000-01	1	0	0	1	0	0	0	0	0	0	1	0	0	1	0
2001-02	1	1	0	0	0	1	0	1	0	0	2	1	1	0	0
2002-03	1	0	1	0	0	0	0	0	0	0	1	0	1	0	0
2003-04	0	0	0	0	0	1	0	1	0	0	1	0	1	0	0
2005-06	DID NOT PLAY														
2006-07	0	0	0	-	0	1	0	1	-	0	1	0	1	-	0
2007-08	1	0	0	-	1	0	0	0	-	0	1	0	0	-	1
2008-09	0	0	0	0	0	1	1	0	-	0	1	1	0	-	0
2009-10	1	0	0	-	1	0	0	0	-	0	1	0	0	-	1
TOTALS	11	5	2	2	2	9	3	5	1	0	20	8	7	3	2

Fast Facts

	OVERALL	AT HOME	ON ROAD
Last 10 Games:	3-4-1-2	5-2-1-2	3-5-1-0
Last Win:	12/11/08	3/8/02	12/11/08
Last Loss:	12/7/09	12/7/09	1/2/07
Last Tie:	3/14/01	3/14/01	11/3/99
Overtime Record:	0-2-3	0-2-2	0-0-1
Shutouts by Panthers:	1	Never	1
Last Time:	12/11/08	Never	12/11/08
Shutouts of Panthers:	3	2	1
Last Time:	12/7/02 (4-0)	12/7/02 (4-0)	1/15/97 (4-0)
Shootout Record:	0-2	0-2	Never
Last Time:	12/7/09 (2-3)	12/7/09 (2-3)	Never
Most Goals:	6 (12/15/96)	6 (12/15/96)	5 (3/9/94)
Most Goals Against:	6 (10/20/01)	4 (5X) (1/24/08)	6 (10/20/01)

LOS ANGELES KINGS

STAPLES Center
1111 South Figueroa Street · Los Angeles, CA 90015 · Phone: (213) 742-7100
www.lakings.com

Arena: STAPLES Center
Capacity: 18,118
Entered NHL: 1967-68



Owners: Philip F. Anschutz, Edward P. Roski, Jr.
Governor: Timothy J. Leiweke
President, General Manager, Alternate Governor: Dean Lombardi
Head Coach: Terry Murray
Assistant Coach: John Stevens, Jamie Kompton


2010-11 Scheduled Game

Dec. 2: Panthers at Kings

2008-09 Result

Nov. 16: Panthers 3, Kings 4 (SO)

All-Time Record vs. Kings



Anze Kopitar

SEASON	HOME				OTL	AWAY				OTL	OVERALL				
	GP	W	L	T		GP	W	L	T		GP	W	L	T	OTL
1993-94	1	0	0	1	-	1	1	0	0	-	2	1	0	1	-
1994-95	DID NOT PLAY														
1995-96	1	1	0	0	-	1	0	1	0	-	2	1	1	0	-
1996-97	1	1	0	0	-	1	1	0	0	-	2	2	0	0	-
1997-98	1	0	0	1	-	1	0	1	0	-	2	0	1	1	-
1998-99	1	0	0	1	-	1	0	1	0	-	2	0	1	1	-
1999-00	1	1	0	0	0	1	0	1	0	0	2	1	1	0	0
2000-01	0	0	0	0	0	1	1	0	0	0	1	1	0	0	0
2001-02	1	1	0	0	0	1	0	1	0	0	2	1	1	0	0
2002-03	0	0	0	0	0	1	1	0	0	0	1	1	0	0	0
2003-04	1	0	1	0	0	0	0	0	0	0	1	0	1	0	0
2005-06	0	0	0	-	0	1	0	1	-	0	1	0	1	-	0
2006-07	1	0	1	-	0	0	0	0	-	0	1	0	1	-	0
2007-08	DID NOT PLAY														
2008-09	0	0	0	0	0	1	0	1	-	0	1	0	1	-	0
2009-10	1	0	0	-	1	0	0	0	-	0	1	0	0	-	1
TOTALS	10	4	2	3	1	11	4	7	0	0	21	8	9	3	1

Fast Facts

	OVERALL	AT HOME	ON ROAD
Last 10 Games:	3-6-0-1	4-2-3-1	3-7-0-0
Last Win:	11/27/02	10/26/01	11/27/02
Last Loss:	11/16/09	11/16/09	11/6/08
Last Tie:	10/21/98	10/21/98	Never
Overtime Record:	0-1-3	0-1-3	0-0-0
Shutouts by Panthers:	1	Never	1
Last Time:	1/4/97 (5-0)	Never	1/4/97 (5-0)
Shutouts of Panthers:	Never	Never	Never
Last Time:	2/3/07	2/3/07	Never
Shootout Record:	0-1	0-1	Never
Last Time:	11/16/09 (3-4)	11/16/09 (3-4)	Never
Most Goals:	6 (12/8/93)	5 (11/26/95)	6 (12/8/93)
Most Goals Against:	7 (2/3/07)	7 (2/3/07)	5 (12/8/93)

MINNESOTA WILD

Xcel Energy Center
 317 Washington St. · Saint Paul, MN 55102 · Phone: (651) 602-6000
www.wild.com

Arena: Xcel Energy Center
 Capacity: 18,064
 Entered NHL: 2000-01

Owner & Governor: Craig Leipold
 General Manager: Chuck Fletcher
 Head Coach: Todd Richards
 Assistant Coaches: Mike Ramsey, Dave Barr



Mikko Koivu

2009-10 Scheduled Game

Nov. 12: Panthers vs. Wild

2009-10 Result

Mar. 9: Panthers 3, Wild 2 (SO)

All-Time Record vs. Wild

SEASON	HOME					AWAY					OVERALL				
	GP	W	L	T	OTL	GP	W	L	T	OTL	GP	W	L	T	OTL
2000-01	1	1	0	0	0	1	0	0	1	0	2	1	0	1	0
2001-02	0	0	0	0	0	1	0	1	0	0	1	0	1	0	0
2002-03	1	0	1	0	0	1	0	1	0	0	2	0	2	0	0
2003-04	1	0	1	0	0	0	0	0	0	0	1	0	1	0	0
2005-06	DID NOT PLAY														
2006-07	0	0	0	-	0	1	0	1	-	0	1	0	1	-	0
2007-08	1	0	1	-	0	0	0	0	-	0	1	0	1	-	0
2008-09	1	0	1	-	0	0	0	0	-	0	1	0	1	-	0
2009-10	0	0	0	-	0	1	1	0	-	0	1	1	0	-	0
TOTALS	5	1	4	0	0	5	1	3	1	0	10	2	7	1	0

Fast Facts

	OVERALL	AT HOME	ON ROAD
Last 10 Games:	2-7-1-0	1-4-0-0	1-3-1-0
Last Win:	3/9/10	2/7/01	3/9/10
Last Loss:	10/16/08	10/16/08	2/8/07
Last Tie:	10/22/00	Never	10/22/00
Overtime Record:	1-0-1	0-0-0	1-0-1
Shutouts by Panthers:	1	Never	1
Last Time:	10/22/00 (0-0)	Never	10/22/00 (0-0)
Shutouts of Panthers:	2	Never	2
Last Time:	10/22/00 (0-0)	Never	11/29/02 (6-0)
Shootout Record:	1-0	Never	1-0
Last Time:	3/9/10 (3-2)	Never	3/9/10 (3-2)
Most Goals:	3 (2X) MR: (3/9/10)	3 (10/24/03)	3 (3/9/10)
Most Goals Against:	6 (2X) (10/16/08)	4 (10/24/03)	6 (2X) (10/16/08)

MONTREAL CANADIENS

Bell Centre

1260 de La Gauchetiere St. West · Montreal, Quebec, Canada H3B 5E8 · Phone: (514) 932-2582
www.canadiens.com



Arena: Bell Centre
Capacity: 21,273
Entered NHL: 1917-18

Owner: George N. Gillett, Jr.
Executive Vice President & General Manager: Pierre Gauthier
Head Coach: Jacques Martin
Assistant Coaches: Kirk Muller, Perry Pearn, Pierre Groulx

2010-11 Scheduled Games

Oct. 30: Panthers at Canadiens
Dec. 31: Panthers vs. Canadiens

Feb. 2: Panthers at Canadiens
Mar. 3: Panthers vs. Canadiens


2009-10 Results

Dec. 31: Panthers 4, Canadiens 5
Jan. 7: Panthers 0, Canadiens 2

Jan. 26: Panthers 2, Canadiens 1
Mar. 25: Panthers 1, Canadiens 4

All-Time Record vs. Canadiens

SEASON	HOME				AWAY				OVERALL						
	GP	W	L	T	OTL	GP	W	L	T	OTL	GP	W	L	T	OTL
1993-94	2	1	0	1	-	2	2	0	0	-	4	3	0	1	-
1994-95	2	0	1	1	-	1	1	0	0	-	3	1	1	1	-
1995-96	2	1	1	0	-	2	0	2	0	-	4	1	3	0	-
1996-97	2	1	1	0	-	2	1	0	1	-	4	2	1	1	-
1997-98	2	1	1	0	-	2	0	2	0	-	4	1	3	0	-
1998-99	2	2	0	0	-	2	1	1	0	-	4	3	1	0	-
1999-00	2	2	0	0	0	2	1	1	0	0	4	3	1	0	0
2000-01	2	0	1	1	0	2	1	0	1	0	4	1	1	2	0
2001-02	2	1	1	0	0	2	1	0	0	1	4	2	1	0	1
2002-03	2	0	2	0	0	2	1	1	0	0	4	1	3	0	0
2003-04	2	2	0	0	0	2	1	0	1	0	4	3	0	1	0
2005-06	2	1	1	-	0	2	0	0	-	2	4	1	1	-	2
2006-07	2	2	0	-	0	2	1	0	-	1	4	3	0	-	1
2007-08	2	0	1	-	1	2	2	0	-	0	4	2	1	-	1
2008-09	2	1	1	-	0	2	0	1	-	1	4	1	2	-	1
2009-10	2	1	1	-	0	2	0	2	-	0	4	1	3	-	0
TOTALS	32	16	12	3	1	31	13	10	3	5	63	29	22	6	6



Mike Cammalleri

Fast Facts

	OVERALL	AT HOME	ON ROAD
Last 10 Games:	2-6-0-2	5-4-0-1	3-3-0-4
Last Win:	1/26/10	1/26/10	12/18/07
Last Loss:	3/25/10	12/31/09	3/25/10
Last Tie:	11/29/03	3/28/01	11/29/03
Overtime Record:	2-7-5	1-1-3	1-6-2
Shutouts by Panthers:	2	Never	2
Last Time:	11/28/06 (1-0)	Never	11/28/06 (1-0)
Shutouts of Panthers:	7	2	5
Last Time:	1/7/10 (2-0)	3/2/06 (1-0)	1/7/10 (2-0)
Shootout Record:	1-2	Never	1-2
Last Time:	1/4/09 (5-6)	Never	1/4/09 (5-6)
Most Goals:	8 (1/24/94)	8 (1/24/94)	5 (3X) MR: (3/8/99)
Most Goals Against:	7 (10/25/95)	6 (1/25/96)	7 (10/25/95)

NASHVILLE PREDATORS

Bridgestone Arena
501 Broadway · Nashville, TN 37203 · Phone: (615) 770-2300
www.nashvillepredators.com

Arena: Bridgestone Arena
Capacity: 17,113
Entered NHL: 1998-99

Owner, Chairman & Governor: Predators Holdings LLC
President of Hockey Operations, General Manager
& Alternate Governor: David Poile
Head Coach: Barry Trotz
Associate Coach: Brent Peterson
Assistant Coach: Peter Horachek



J.P. Dumont

2010-11 Scheduled Games

Dec. 11: Panthers at Predators

Jan. 13: Panthers vs. Predators

2009-10 Results

Nov. 28: Panthers 1, Predators 4

Mar. 29: Panthers 2, Predators 3 (OT)

All-Time Record vs. Predators

SEASON	HOME					AWAY					OVERALL				
	GP	W	L	T	OTL	GP	W	L	T	OTL	GP	W	L	T	OTL
1998-99	1	1	0	0	-	1	1	0	0	-	2	2	0	0	-
1999-00	1	1	0	0	0	1	1	0	0	0	2	2	0	0	0
2000-01	0	0	0	0	0	1	0	0	1	0	1	0	0	1	0
2001-02	1	0	0	1	0	1	0	1	0	0	2	0	1	1	0
2002-03	1	0	0	0	1	0	0	0	0	0	1	0	0	0	1
2003-04	0	0	0	0	0	1	0	0	1	0	1	0	0	1	0
2005-06	1	1	0	-	0	0	0	0	-	0	1	1	0	-	0
2006-07	DID NOT PLAY														
2007-08	0	0	0	-	0	1	0	1	-	0	1	0	1	-	0
2008-09	1	1	0	-	0	1	0	0	-	1	2	1	0	-	1
2009-10	1	0	0	-	1	1	0	1	-	0	2	0	1	-	1
TOTALS	7	4	0	1	2	8	2	3	2	1	15	6	3	3	3

Fast Facts

	OVERALL	AT HOME	ON ROAD
Last 10 Games:	2-3-2-3	4-0-1-2	2-3-2-1
Last Win:	12/23/08	12/23/08	12/11/99
Last Loss:	3/29/10	3/29/10	11/28/09
Last Tie:	12/13/03	3/9/02	12/13/03
Overtime Record:	0-3-3	0-2-1	0-1-2
Shutouts by Panthers:	2	1	1
Last Time:	12/23/08 (3-0)	12/23/08 (3-0)	10/10/98 (1-0)
Shutouts of Panthers:	1	Never	1
Last Time:	2/12/02 (1-0)	Never	2/12/02 (1-0)
Shootout Record:	0-1	Never	0-1
Last Time:	Never	Never	11/1/08 (2-3)
Most Goals:	7 (12/13/05)	7 (12/13/05)	4 (12/11/99)
Most Goals Against:	4 (10/27/07)	3 (2X) MR: 3/29/10)	4 (10/27/07)

NEW JERSEY DEVILS

Prudential Center
165 Mulberry Street · Newark, NJ 07102 · Phone: (973) 757-6100
www.newjerseydevils.com



Arena: Prudential Center
Capacity: 17,625
Entered NHL: 1974-75 (Kansas City)

Chairman & Managing Partner: Jeff Vanderbeek
Chief Executive Officer, President & General Manager: Lou Lamoriello
Head Coach: John MacLean
Assistant Coaches: Larry Robinson, Adam Oates

2010-11 Scheduled Games

Jan. 15: Panthers vs. Devils
Jan. 23: Panthers at Devils


Feb. 4: Panthers at Devils
Feb. 27: Panthers vs. Devils

2009-10 Results

Oct. 10: Panthers 2, Devils 3
Dec. 11: Panthers 4, Devils 2

Jan. 20: Panthers 0, Devils 2
Apr. 8: Panthers 3, Devils 2

All-Time Record vs. Devils



Zach Parise

SEASON	HOME					AWAY					OVERALL				
	GP	W	L	T	OTL	GP	W	L	T	OTL	GP	W	L	T	OTL
1993-94	3	0	1	2	-	2	0	2	0	-	5	0	3	2	-
1994-95	2	1	1	0	-	2	0	2	0	-	4	1	3	0	-
1995-96	3	3	0	0	-	3	2	1	0	-	6	5	1	0	-
1996-97	2	1	0	1	-	3	1	1	1	-	5	2	1	2	-
1997-98	3	1	2	0	-	2	1	0	1	-	5	2	2	1	-
1998-99	2	0	1	1	-	2	0	1	1	-	4	0	2	2	-
1999-00	2	1	1	0	0	2	0	1	0	1	4	1	2	0	1
2000-01	2	0	2	0	0	2	0	1	0	1	4	0	3	0	1
2001-02	2	0	2	0	0	2	1	1	0	0	4	1	3	0	0
2002-03	2	0	2	0	0	2	1	1	0	0	4	1	3	0	0
2003-04	2	0	1	0	1	2	1	1	0	0	4	1	2	0	1
2005-06	2	1	1	-	0	2	0	2	-	0	4	1	3	-	0
2006-07	2	1	0	-	1	2	0	2	-	0	4	1	2	-	1
2007-08	2	1	1	-	0	2	1	1	-	0	4	2	2	-	0
2008-09	2	1	0	-	1	2	0	2	-	0	4	1	2	-	1
2009-10	2	1	1	-	0	2	1	1	-	0	4	2	2	-	0
TOTALS	35	12	16	4	3	34	9	20	3	2	69	21	36	7	5

Fast Facts


	OVERALL	AT HOME	ON ROAD
Last 10 Games:	4-5-0-1	5-3-0-2	2-8-0-0
Last Win:	4/8/10	4/8/10	12/11/09
Last Loss:	1/20/10	10/10/09	1/20/10
Last Tie:	3/28/99	3/28/99	11/21/98
Overtime Record:	2-5-7	1-3-4	1-2-3
Shutouts by Panthers:	6	6	Never
Last Time:	2/17/09 (4-0)	2/17/09 (4-0)	Never
Shutouts of Panthers:	6	1	5
Last Time:	1/20/10 (2-0)	12/22/00 (2-0)	1/20/10 (2-0)
Shootout Record:	0-1	0-1	Never
Last Time:	3/24/07 (3-4)	3/24/07 (3-4)	Never
Most Goals:	5 (3X) MR: (4/3/00)	5 (4/3/00)	5 (2X) MR: (10/30/00)
Most Goals Against:	7 (2/28/09)	5 (2X) MR: (3/3/04)	7 (2/28/09)

NEW YORK ISLANDERS

Nassau Veterans Memorial Coliseum
 1255 Hempstead Turnpike · Uniondale, NY 11553 · Phone: (516) 501-6700
www.newyorkislanders.com

Arena: Nassau Veterans Memorial Coliseum
 Capacity: 16,234
 Entered NHL: 1972-73

Owner & Governor: Charles B. Wang
 General Manager & Alternate Governor: Garth Snow
 Head Coach: Scott Gordon
 Assistant Coaches: Dean Chynoweth, Scott Allen



John Tavares

2010-11 Scheduled Games

Oct. 23: Panthers vs. Islanders Feb. 21: Panthers at Islanders
 Nov. 20: Panthers at Islanders Mar. 19: Panthers vs. Islanders

2009-10 Results

Nov. 14: Panthers 5, Islanders 4 (SO) Jan. 21: Panthers 1, Islanders 2 (SO)
 Dec. 14: Panthers 7, Islanders 2 Jan. 31: Panthers 2, Islanders 0

All-Time Record vs. Islanders

SEASON	HOME					AWAY					OVERALL				
	GP	W	L	T	OTL	GP	W	L	T	OTL	GP	W	L	T	OTL
1993-94	2	2	0	0	-	3	3	0	0	-	5	5	0	0	-
1994-95	2	0	2	0	-	2	0	1	1	-	4	0	3	1	-
1995-96	3	2	1	0	-	2	1	0	1	-	5	3	1	1	-
1996-97	3	2	0	1	-	3	1	2	0	-	6	3	2	1	-
1997-98	2	0	0	2	-	3	2	1	0	-	5	2	1	2	-
1998-99	3	2	1	0	-	2	1	1	0	-	5	3	2	0	-
1999-00	2	2	0	0	0	2	1	1	0	0	4	3	1	0	0
2000-01	2	0	2	0	0	2	1	1	0	0	4	1	3	0	0
2001-02	2	0	1	1	0	2	1	1	0	0	4	1	2	1	0
2002-03	2	0	0	2	0	2	0	1	0	1	4	0	1	2	1
2003-04	2	1	1	0	0	2	0	2	0	0	4	1	3	0	0
2005-06	2	1	1	-	0	2	1	0	-	1	4	2	1	-	1
2006-07	2	1	1	-	0	2	0	0	-	2	4	1	1	-	2
2007-08	2	2	0	-	0	2	2	0	-	0	4	4	0	-	0
2008-09	2	2	0	-	0	2	0	2	-	0	4	2	2	-	0
2009-10	2	2	0	-	0	2	1	0	-	1	4	3	0	-	1
TOTALS	35	19	10	6	0	35	15	13	2	5	70	34	23	8	5

Fast Facts

	OVERALL	AT HOME	ON ROAD
Last 10 Games:	7-2-0-1	8-2-0-0	4-2-0-4
Last Win:	1/31/10	1/31/10	12/14/09
Last Loss:	1/21/10	11/18/06	1/21/10
Last Tie:	12/13/02	12/13/02	4/12/96
Overtime Record:	2-5-8	0-0-6	2-5-2
Shutouts by Panthers:	6	4	2
Last Time:	1/31/10 (2-0)	1/31/10 (2-0)	3/2/08 (1-0)
Shutouts of Panthers:	3	2	1
Last Time:	10/6/01 (3-0)	10/6/01 (3-0)	2/15/97 (1-0)
Shootout Record:	1-3	1-0	0-3
Last Time:	1/21/10 (1-2)	11/14/09 (5-4)	1/21/10 (1-2)
Most Goals:	8 (3/17/07)	8 (3/17/07)	7 (12/14/09)
Most Goals Against:	7 (3/19/97)	6 (2/4/02)	7 (3/19/97)

NEW YORK RANGERS

Madison Square Garden
Two Penn Plaza · New York, NY 10121 · Phone: (212) 465-6486
www.newyorkrangers.com



Arena: Madison Square Garden
Capacity: 18,200
Entered NHL: 1926-27

Chairman, Madison Square Garden: James L. Dolan
President, General Manager & Alternate Governor: Glen Sather
Head Coach: John Tortorella
Assistant Coaches: Benoit Allaire, Mike Sullivan

2010-11 Scheduled Games

Nov. 26: Panthers vs. Rangers
Jan. 2: Panthers vs. Rangers

Jan. 25: Panthers at Rangers
Mar. 22: Panthers at Rangers

2009-10 Results

Nov. 21: Panthers 3, Rangers 2

Dec. 23: Panthers 1, Rangers 4

Nov. 25: Panthers 1, Rangers 2 (SO)

Apr. 3: Panthers 1, Rangers 4

All-Time Record vs. Rangers



Henrik Lundqvist

SEASON	HOME					AWAY					OVERALL				
	GP	W	L	T	OTL	GP	W	L	T	OTL	GP	W	L	T	OTL
1993-94	3	2	1	0	-	2	0	2	0	-	5	2	3	0	-
1994-95	2	0	2	0	-	2	1	0	1	-	4	1	2	1	-
1995-96	2	1	1	0	-	3	1	1	1	-	5	2	2	1	-
1996-97	3	2	0	1	-	3	1	1	1	-	6	3	1	2	-
1997-98	3	0	3	0	-	2	1	0	1	-	5	1	3	1	-
1998-99	2	1	1	0	-	2	1	1	0	-	4	2	2	0	-
1999-00	2	2	0	0	0	2	1	1	0	0	4	3	1	0	0
2000-01	2	1	1	0	0	2	0	2	0	0	4	1	3	0	0
2001-02	2	0	2	0	0	2	1	1	0	0	4	1	3	0	0
2002-03	2	0	1	0	1	2	1	1	0	0	4	1	2	0	1
2003-04	2	1	0	1	0	2	0	2	0	0	4	1	2	1	0
2005-06	2	1	0	-	1	2	0	2	-	0	4	1	2	-	1
2006-07	2	1	0	-	1	2	1	0	-	1	4	2	0	-	2
2007-08	2	2	0	-	0	2	0	2	-	0	4	2	2	-	0
2008-09	2	1	0	-	1	2	2	0	-	0	4	3	0	-	1
2009-10	2	0	1	-	1	2	1	1	-	0	4	1	2	-	1
TOTALS	35	15	13	2	5	34	12	17	4	1	69	27	30	6	6

Fast Facts


	OVERALL	AT HOME	ON ROAD
Last 10 Games:	5-3-0-2	5-1-0-4	4-5-0-1
Last Win:	11/21/09	2/13/09	11/21/09
Last Loss:	4/3/10	4/3/10	12/23/09
Last Tie:	11/26/03	11/26/03	11/30/97
Overtime Record:	3-6-6	2-5-2	1-1-4
Shutouts by Panthers:	4	2	2
Last Time:	11/30/08 (4-0)	4/7/01 (3-0)	11/30/08 (4-0)
Shutouts of Panthers:	7	2	5
Last Time:	2/24/08 (5-0)	2/24/96 (4-0)	2/24/08 (5-0)
Shootout Record:	3-4	3-4	Never
Last Time:	11/25/09 (1-2)	11/25/09 (1-2)	Never
Most Goals:	6 (2X) MR: (11/26/99)	6 (2X) MR: (11/26/99)	5 (2X) MR: (10/6/96)
Most Goals Against:	7 (12/22/96)	5 (3X) MR: (11/3/01)	7 (12/22/96)

OTTAWA SENATORS

Scotiabank Place
1000 Palladium Dr. · Ottawa, Ontario, Canada K2V 1A5 · Phone: (613) 599-0250
www.ottawasenators.com

Arena: Scotiabank Place
Capacity: 19,153
Entered NHL: 1992-93

Owner, Governor & Chairman: Eugene Melnyk
General Manager: Bryan Murray
Head Coach: Cory Clouston
Assistant Coaches: Greg Carvel, Brad Lauer, Luke Richardson



Daniel Alfredsson

2010-11 Scheduled Games

Oct. 28: Panthers at Senators
Feb. 23: Panthers at Senators
Mar. 10: Panthers vs. Senators
Mar. 31: Panthers vs. Senators

2009-10 Results

Oct. 28: Panthers 3, Senators 4
Jan. 9: Panthers 3, Senators 0
Mar. 27: Panthers 2, Senators 3
Apr. 6: Panthers 2, Senators 5

All-Time Record vs. Senators

SEASON	HOME					AWAY					OVERALL				
	GP	W	L	T	OTL	GP	W	L	T	OTL	GP	W	L	T	OTL
1993-94	2	1	0	1	-	2	2	0	0	-	4	3	0	1	-
1994-95	2	2	0	0	-	2	2	0	0	-	4	4	0	0	-
1995-96	2	2	0	0	-	2	1	1	0	-	4	3	1	0	-
1996-97	2	1	1	0	-	2	0	1	1	-	4	1	2	1	-
1997-98	2	0	2	0	-	2	0	1	1	-	4	0	3	1	-
1998-99	2	1	1	0	-	2	2	0	0	-	4	3	1	0	-
1999-00	2	1	1	0	0	2	0	2	0	0	4	1	3	0	0
2000-01	2	1	0	0	1	2	0	2	0	0	4	1	2	0	1
2001-02	2	0	2	0	0	2	1	1	0	0	4	1	3	0	0
2002-03	2	0	2	0	0	2	1	0	0	1	4	1	2	0	1
2003-04	2	0	2	0	0	2	1	0	0	1	4	1	2	0	1
2005-06	2	1	1	-	0	2	1	1	-	0	4	2	2	-	0
2006-07	2	0	2	-	0	2	0	2	-	0	4	0	4	-	0
2007-08	2	1	1	-	0	2	0	2	-	0	4	1	3	-	0
2008-09	2	1	1	-	0	2	2	0	-	0	4	3	1	-	0
2009-10	2	0	2	-	0	2	1	1	-	0	4	1	3	-	0
TOTALS	32	12	18	1	1	32	14	14	2	2	64	26	32	3	3

Fast Facts

	OVERALL	AT HOME	ON ROAD
Last 10 Games:	5-5-0-0	3-7-0-0	4-6-0-0
Last Win:	1/9/10	3/31/09	1/9/10
Last Loss:	4/6/10	4/6/10	3/27/10
Last Tie:	10/23/97	4/2/94	10/23/97
Overtime Record:	2-3-3	0-1-1	2-2-2
Shutouts by Panthers:	3	1	2
Last Time:	1/9/10 (3-0)	2/15/95 (2-0)	1/9/10 (3-0)
Shutouts of Panthers:	6	2	4
Last Time:	2/14/07 (4-0)	12/3/03 (4-0)	2/14/07 (4-0)
Shootout Record:	Never	Never	Never
Last Time:	Never	Never	Never
Most Goals:	6 (3X) MR: (3/8/06)	6 (3X) MR: (3/8/06)	5 (2X) MR: (4/24/95)
Most Goals Against:	6 (3X) MR: (11/30/06)	6 (2X) MR: (11/24/06)	6 (11/3/06)

PHILADELPHIA FLYERS

Wells Fargo Center
 3601 South Broad Street · Philadelphia, PA 19148 · Phone: (215) 465-4500
www.philadelphiaflyers.com



Arena: Wells Fargo Center
 Capacity: 19,537
 Entered NHL: 1967-68

Chairman & Governor: Ed Snider
 General Manager: Paul Holmgren
 Head Coach: Peter Laviolette
 Assistant Coaches: Craig Berube, Joe Mullen, Kevin McCarthy

2010-11 Scheduled Games

Nov. 13: Panthers at Flyers
 Dec. 20: Panthers at Flyers


Feb. 16: Panthers vs. Flyers
 Mar. 15: Panthers vs. Flyers

2009-10 Results

Oct. 16: Panthers 4, Flyers 2
 Oct. 24: Panthers 1, Flyers 5

Dec. 21: Panthers 4, Flyers 1
 Mar. 3: Panthers 7, Flyers 4

All-Time Record vs. Flyers



Mike Richards

SEASON	HOME				OTL	AWAY				OTL	OVERALL				
	GP	W	L	T		GP	W	L	T		GP	W	L	T	
1993-94	2	1	1	0	-	3	0	2	1	-	5	1	3	1	-
1994-95	2	0	2	0	-	2	1	0	1	-	4	1	2	1	-
1995-96	3	1	2	0	-	2	1	0	1	-	5	2	2	1	-
1996-97	2	0	2	0	-	3	2	1	0	-	5	2	3	0	-
1997-98	3	1	2	0	-	3	1	2	0	-	6	2	4	0	-
1998-99	2	1	1	0	-	2	1	0	1	-	4	2	1	1	-
1999-00	2	1	1	0	0	2	0	2	0	0	4	1	3	0	0
2000-01	2	0	2	0	0	2	1	1	0	0	4	1	3	0	0
2001-02	2	0	1	0	1	2	0	1	1	0	4	0	2	1	1
2002-03	2	0	2	0	0	2	1	0	1	0	4	1	2	1	0
2003-04	2	0	1	1	0	2	1	1	0	0	4	1	2	1	0
2005-06	2	0	1	-	1	2	0	1	-	1	4	0	2	-	2
2006-07	2	2	0	-	0	2	2	0	-	0	4	4	0	-	0
2007-08	2	1	1	-	0	2	1	1	-	0	4	2	2	-	0
2008-09	2	1	0	-	1	2	1	1	-	0	4	2	1	-	1
2009-10	2	2	0	-	0	2	1	1	-	0	4	3	1	-	0
TOTALS	34	11	19	1	3	35	14	14	6	1	69	25	33	7	4

Fast Facts

	OVERALL	AT HOME	ON ROAD
Last 10 Games:	6-3-0-1	6-2-0-2	5-4-0-1
Last Win:	3/3/10	3/3/10	12/21/09
Last Loss:	10/24/09	1/16/09	10/24/09
Last Tie:	1/28/04	1/28/04	11/13/02
Overtime Record:	1-4-7	0-3-1	1-1-6
Shutouts by Panthers:	1	Never	1
Last Time:	2/9/95 (3-0)	Never	2/9/95 (3-0)
Shutouts of Panthers:	4	2	2
Last Time:	12/30/07 (1-0)	12/30/07 (1-0)	10/24/99 (2-0)
Shootout Record:	0-2	0-2	Never
Last Time:	1/16/09 (2-3)	1/16/09 (2-3)	Never
Most Goals:	7 (3/3/10)	7 (3/3/10)	4 (5X) MR: (12/21/09)
Most Goals Against:	7 (4/16/98)	7 (4/16/98)	5 (6X) MR: (10/24/09)

PHOENIX COYOTES

Jobing.com Arena
9400 West Maryland Ave. · Glendale, AZ 85305 · Phone: (623) 772-3200
www.phoenixcoyotes.com

Arena: Jobing.com Arena
Capacity: 17,125
Entered NHL: 1979-80 (Winnipeg)

Owned by NHL
General Manager: Don Maloney
Head Coach: Dave Tippett
Associate Coach: Ulf Samuelsson
Assistant Coach: Doug Sulliman, Dave King



Shane Doan

2010-11 Scheduled Game

Dec. 4: Panthers at Coyotes

2009-10 Result

Mar. 18: Panthers 3, Coyotes 4 (SO)

All-Time Record vs. Coyotes

SEASON	HOME				AWAY				OVERALL						
	GP	W	L	T	OTL	GP	W	L	T	OTL	GP	W	L	T	OTL
1993-94	1	0	1	0	-	2	2	0	0	-	3	2	1	0	-
1994-95	DID NOT PLAY														
1995-96	1	1	0	0	-	1	0	1	0	-	2	1	1	0	-
1996-97	1	0	1	0	-	1	0	0	1	-	2	0	1	1	-
1997-98	1	0	1	0	-	1	0	1	0	-	2	0	2	0	-
1998-99	1	1	0	0	-	1	0	0	1	-	2	1	0	1	-
1999-00	0	0	0	0	0	1	1	0	0	0	1	1	0	0	0
2000-01	1	1	0	0	0	1	0	0	0	1	2	1	0	0	1
2001-02	1	0	1	0	0	0	0	0	0	0	1	0	1	0	0
2002-03	0	0	0	0	0	1	0	0	1	0	1	0	0	1	0
2003-04	1	0	1	0	0	1	1	0	0	0	2	1	1	0	0
2005-06	0	0	0	-	0	1	0	1	-	0	1	0	1	-	0
2006-07	1	1	0	-	0	0	0	0	-	0	1	1	0	-	0
2007-08	DID NOT PLAY														
2008-09	0	0	0	0	0	1	0	1	-	0	1	0	1	-	0
2009-10	1	0	0	-	1	0	0	0	-	0	1	0	0	-	1
TOTALS	10	4	5	0	1	12	4	4	3	1	22	8	9	3	2

Fast Facts

	OVERALL	AT HOME	ON ROAD
Last 10 Games:	3-4-1-2	4-5-0-1	2-4-3-1
Last Win:	2/10/07	2/10/07	2/4/04
Last Loss:	3/18/10	3/18/10	11/8/08
Last Tie:	11/22/02	Never	11/22/02
Overtime Record:	0-2-3	0-1-0	0-1-3
Shutouts by Panthers:	Never	Never	Never
Last Time:	Never	Never	Never
Shutouts of Panthers:	1	1	Never
Last Time:	3/5/97 (3-0)	3/5/97 (3-0)	Never
Shootout Record:	0-1	0-1	Never
Last Time:	3/18/10 (3-4)	3/18/10 (3-4)	Never
Most Goals:	7 (2/20/99)	7 (2/20/99)	6 (12/8/99)
Most Goals Against:	6 (1/19/06)	5 (10/26/93)	6 (1/19/06)

PITTSBURGH PENGUINS

CONSOL Energy Center
1001 Fifth Avenue · Pittsburgh, PA 15219 · Phone: (412) 642-1800
www.pittsburghpenguins.com



Arena: CONSOL Energy Center
Capacity: 18,080
Entered NHL: 1967-68

Co-Owner & Chairman: Mario Lemieux
Executive Vice President & General Manager: Ray Shero
Head Coach: Dan Bylsma
Assistant Coach: Tony Granato


2010-11 Scheduled Games

Nov. 22: Panthers vs. Penguins
Dec. 22: Panthers at Penguins
Mar. 27: Panthers at Penguins
Apr. 2: Panthers vs. Penguins

2009-10 Results

Oct. 23: Panthers 2, Penguins 3 (SO)
Nov. 23: Panthers 2, Penguins 3 (OT)
Dec. 12: Panthers 2, Penguins 3 (OT)
Jan. 3: Panthers 6, Penguins 2

All-Time Record vs. Penguins



Evgeni Malkin

SEASON	HOME				AWAY				OVERALL						
	GP	W	L	T	OTL	GP	W	L	T	OTL	GP	W	L	T	OTL
1993-94	2	0	2	0	-	2	0	1	1	-	4	0	3	1	-
1994-95	2	1	1	0	-	2	1	1	0	-	4	2	2	0	-
1995-96	2	1	1	0	-	2	0	2	0	-	4	1	3	0	-
1996-97	2	2	0	0	-	2	0	2	0	-	4	2	2	0	-
1997-98	2	1	1	0	-	2	1	0	1	-	4	2	1	1	-
1998-99	2	1	1	0	-	3	0	3	0	-	5	1	4	0	-
1999-00	2	1	1	0	0	2	1	1	0	0	4	2	2	0	0
2000-01	2	0	1	1	0	2	1	0	0	1	4	1	1	1	1
2001-02	2	2	0	0	0	2	0	0	1	1	4	2	0	1	1
2002-03	2	2	0	0	0	2	2	0	0	0	4	4	0	0	0
2003-04	2	2	0	0	0	2	2	0	0	0	4	4	0	0	0
2005-06	2	1	1	-	0	2	2	0	-	0	4	3	1	-	0
2006-07	2	1	1	-	0	2	1	1	-	0	4	2	2	-	0
2007-08	2	1	1	-	0	2	0	2	-	0	4	1	3	-	0
2008-09	2	1	1	-	0	2	1	0	-	1	4	2	1	-	1
2009-10	2	1	0	-	1	2	0	0	-	2	4	1	0	-	3
TOTALS	32	18	12	1	1	33	12	13	3	5	65	30	25	4	6

Fast Facts

	OVERALL	AT HOME	ON ROAD
Last 10 Games:	4-2-0-4	5-4-0-1	4-3-0-3
Last Win:	1/3/10	1/3/10	1/3/09
Last Loss:	12/12/09	11/23/09	12/12/09
Last Tie:	10/28/01	12/20/00	10/28/01
Overtime Record:	3-6-4	2-1-1	1-5-3
Shutouts by Panthers:	5	3	2
Last Time:	2/20/04 (2-0)	1/18/03 (3-0)	2/20/04 (2-0)
Shutouts of Panthers:	4	Never	4
Last Time:	1/5/08 (3-0)	Never	1/5/08 (3-0)
Shootout Record:	0-2	Never	0-2
Last Time:	10/23/09 (2-3)	Never	10/23/09 (2-3)
Most Goals:	6 (4X) MR: (1/3/10)	6 (2X) MR: (1/3/10)	6 (2X) MR: (1/3/09)
Most Goals Against:	7 (2X) MR: (12/30/98)	6 (2X) MR: (3/16/01)	7 (2X) MR: (12/30/98)

ST. LOUIS BLUES

Scottrade Center
 1401 Clark Avenue · St. Louis, MO 63103 · Phone: (314) 622-2500
www.stlouisblues.com

Arena: Scottrade Center
 Capacity: 19,150
 Entered NHL: 1967-68

Chairman & Governor: David W. Checketts
 Executive Vice President & General Manager: Doug Armstrong
 Head Coach: Davis Payne
 Assistant Coaches: Ray Bennett, Brad Shaw, Scott Mellanby



Brad Boyes

2010-11 Scheduled Game

Feb. 8: Panthers vs. Blues

2009-10 Result

Oct. 31: Panthers 4, Blues 0

All-Time Record vs. Blues

SEASON	HOME					AWAY					OVERALL				
	GP	W	L	T	OTL	GP	W	L	T	OTL	GP	W	L	T	OTL
1993-94	1	0	1	0	-	1	0	1	0	-	2	0	2	0	-
1994-95	DID NOT PLAY														
1995-96	1	0	0	1	-	1	0	1	0	-	2	0	1	1	-
1996-97	1	1	0	0	-	1	1	0	0	-	2	2	0	0	-
1997-98	1	0	1	0	-	1	0	1	0	-	2	0	2	0	-
1998-99	1	0	1	0	-	1	0	0	1	-	2	0	1	1	-
1999-00	1	0	0	1	0	1	0	1	0	0	2	0	1	1	0
2000-01	1	1	0	0	0	1	0	1	0	0	2	1	1	0	0
2001-02	1	0	1	0	0	0	0	0	0	0	1	0	1	0	0
2002-03	0	0	0	0	0	1	0	1	0	0	1	0	1	0	0
2003-04	1	0	0	0	1	1	0	1	0	0	2	0	1	0	1
2005-06	1	1	0	-	0	0	0	0	-	0	1	1	0	-	0
2006-07	DID NOT PLAY														
2007-08	0	0	0	-	0	1	1	0	-	0	1	1	0	-	0
2008-09	1	1	0	-	0	1	0	1	-	0	2	1	1	-	0
2009-10	0	0	0	-	0	1	1	0	-	0	1	1	0	-	0
TOTALS	11	4	4	2	1	12	3	8	1	0	23	7	12	3	1

Fast Facts

	OVERALL	AT HOME	ON ROAD
Last 10 Games:	5-4-0-1	4-3-2-1	3-6-1-0
Last Win:	10/31/09	3/7/09	10/31/09
Last Loss:	10/25/08	1/19/04	10/25/08
Last Tie:	3/4/00	3/4/00	2/18/99
Overtime Record:	1-1-3	1-1-2	0-0-1
Shutouts by Panthers:	4	1	3
Last Time:	10/31/09 (4-0)	2/19/01 (3-0)	10/31/09 (4-0)
Shutouts of Panthers:	6	1	5
Last Time:	11/8/03 (2-0)	12/22/01 (2-0)	10/25/08 (4-0)
Shootout Record:	Never	Never	Never
Last Time:	Never	Never	Never
Most Goals:	5 (3/7/09)	5 (3/7/09)	4 (10/31/09)
Most Goals Against:	5 (3X) MR: (12/2/00)	5 (2/8/99)	5 (2X) MR: (12/2/00)

SAN JOSE SHARKS

HP Pavilion at San Jose
 525 W. Santa Clara St. · San Jose, CA 95113 · Phone: (408) 287-7070
www.sjsharks.com



Arena: HP Pavilion at San Jose
 Capacity: 17,496
 Entered NHL: 1991-92

President & Chief Executive Officer: Greg Jamison
 Executive Vice President & General Manager: Doug Wilson
 Head Coach: Todd McLellan
 Assistant Coaches: Matt Shaw, Jay Woodcroft, Trent Yawney

2010-11 Scheduled Game

Feb. 13: Panthers vs. Sharks

2009-10 Result

Mar. 13: Panthers 3, Sharks 2 (OT)

All-Time Record vs. Sharks



Joe Thornton

SEASON	HOME					AWAY					OVERALL				
	GP	W	L	T	OTL	GP	W	L	T	OTL	GP	W	L	T	OTL
1993-94	1	0	0	1	-	1	0	1	0	-	2	0	1	1	-
1994-95	DID NOT PLAY														
1995-96	1	1	0	0	-	1	1	0	0	-	2	2	0	0	-
1996-97	1	0	0	1	-	1	0	0	1	-	2	0	0	2	-
1997-98	1	0	0	1	-	1	0	0	1	-	2	0	0	2	-
1998-99	1	0	0	1	-	1	0	1	0	-	2	0	1	1	-
1999-00	1	1	0	0	0	1	1	0	0	0	2	2	0	0	0
2000-01	1	0	0	1	0	1	0	1	0	0	2	0	1	1	0
2001-02	0	0	0	0	0	1	0	1	0	0	1	0	1	0	0
2002-03	1	0	1	0	0	0	0	0	0	0	1	0	1	0	0
2003-04	1	0	1	0	0	1	0	1	0	0	2	0	2	0	0
2005-06	0	0	0	-	0	1	0	1	-	0	1	0	1	-	0
2006-07	1	0	1	-	0	0	0	0	-	0	1	0	1	-	0
2007-08	DID NOT PLAY														
2008-09	1	1	0	-	0	0	0	0	-	0	1	1	0	-	0
2009-10	0	0	0	-	0	1	1	0	-	0	1	1	0	-	0
TOTALS	11	3	3	5	0	11	3	6	2	0	22	6	9	7	0

Fast Facts

	OVERALL	AT HOME	ON ROAD
Last 10 Games:	2-7-1-0	3-3-4-0	3-5-2-0
Last Win:	3/13/10	10/24/08	3/13/10
Last Loss:	10/31/06	10/31/06	12/8/05
Last Tie:	3/7/01	3/7/01	1/24/98
Overtime Record:	1-0-7	0-0-5	1-0-2
Shutouts by Panthers:	Never	Never	Never
Last Time:	Never	Never	Never
Shutouts of Panthers:	2	Never	2
Last Time:	2/3/04	Never	2/3/04 (3-0)
Shootout Record:	Never	Never	Never
Last Time:	Never	Never	Never
Most Goals:	5 (1/8/96)	4 (3X) MR: (10/24/08)	5 (1/8/96)
Most Goals Against:	7 (11/16/02)	7 (11/16/02)	6 (1/5/02)

TAMPA BAY LIGHTNING

St. Pete Times Forum
 401 Channelside Drive · Tampa, FL 33602 · Phone: (813) 301-6500
www.tampabaylightning.com

Arena: St. Pete Times Forum
 Capacity: 19,758
 Entered NHL: 1991-92

Chairman and Governor: Jeff Vinik
 Vice President & General Manager: Steve Yzerman
 Head Coach: Guy Boucher
 Associate Coach: Rick Wilson
 Assistant Coach: Cap Raeder



Steven Stamkos

2010-11 Scheduled Games

Oct. 16: Panthers vs. Lightning
 Nov. 27: Panthers at Lightning
 Jan. 21: Panthers vs. Lightning

Feb. 19: Panthers at Lightning
 Mar. 12: Panthers vs. Lightning
 Apr. 8: Panthers at Lightning

2009-10 Results

Oct. 12: Panthers 2, Lightning 3
 Jan. 14: Panthers 3, Lightning 2
 Jan. 16: Panthers 5, Lightning 2

Mar. 21: Panthers 5, Lightning 2
 Apr. 10: Panthers 3, Lightning 4 (SO)
 Apr. 11: Panthers 1, Lightning 3

All-Time Record vs. Lightning

SEASON	HOME				AWAY				OVERALL			
	GP	W	L	OTL	GP	W	L	OTL	GP	W	L	OTL
1993-94	2	1	0	1	3	2	0	1	5	3	0	2
1994-95	2	2	0	0	2	1	1	0	4	3	1	0
1995-96	3	1	2	0	3	2	1	0	6	3	3	0
1996-97	3	2	0	1	2	0	1	1	5	2	1	2
1997-98	2	2	0	0	3	0	1	2	5	2	1	2
1998-99	3	3	0	0	2	2	0	0	5	5	0	0
1999-00	2	1	0	1	3	3	0	0	5	4	0	1
2000-01	3	2	1	0	2	0	2	0	5	2	3	0
2001-02	2	0	1	0	3	2	1	0	5	2	2	0
2002-03	3	0	1	1	2	0	1	1	5	0	2	2
2003-04	3	2	1	0	3	0	2	1	6	2	3	1
2005-06	4	4	0	-	4	2	2	-	8	6	2	-
2006-07	4	3	1	-	4	2	1	-	8	5	2	-
2007-08	4	3	1	-	4	1	3	-	8	4	4	-
2008-09	3	1	0	-	3	2	1	-	6	3	1	-
2009-10	3	2	1	-	3	1	1	-	6	3	2	-
TOTALS	46	29	9	4	46	20	18	6	92	49	27	6

Fast Facts

OVERALL
 Last 10 Games: 4-3-0-3
 Last Win: 3/21/10
 Last Loss: 4/11/10
 Last Tie: 12/31/03
 Overtime Record: 7-6-10
 Shutouts by Panthers: 7
 Last Time: 11/12/08 (4-0)
 Shutouts of Panthers: 1
 Last Time: 3/1/97 (2-0)
 Shootout Record: 1-4
 Last Time: 4/10/10 (3-4)
 Most Goals: 8 (2/28/06)
 Most Goals Against: 6 (3X) MR: (12/27/08)

AT HOME
 6-2-0-2
 3/21/10
 4/11/10
 2/8/03
 5-4-4
 5
 11/12/08 (4-0)
 Never
 Never
 0-2
 3/14/09 (3-4)
 7 (1/1/00)
 6 (2X) MR: (11/22/06)

ON ROAD
 4-5-0-1
 1/14/10
 4/10/10
 12/31/03
 2-2-6
 2
 10/7/01 (5-0)
 1
 3/1/97 (2-0)
 1-2
 4/10/10 (3-4)
 8 (2/28/06)
 6 (12/27/08)

TORONTO MAPLE LEAFS

Air Canada Centre
40 Bay St., Suite 400 · Toronto, Ontario, Canada M5J 2X2 · Phone: (416) 815-5700
www.mapleleafs.com



Arena: Air Canada Centre
Capacity: 18,819
Entered NHL: 1917-18

Chairman of the Board: Lawrence M. Tanenbaum
President, General Manager & Alternate Governor: Brian Burke
Head Coach: Ron Wilson
Assistant Coaches: Keith Acton, Tim Hunter, Rob Zettler

2010-11 Scheduled Games


Oct. 26: Panthers at Maple Leafs
Nov. 10: Panthers vs. Maple Leafs

Feb. 1: Panthers at Maple Leafs
Mar. 17: Panthers vs. Maple Leafs

2009-10 Results

Nov. 27: Panthers 4, Maple Leafs 6
Jan. 5: Panthers 2, Maple Leafs 3

Jan. 23: Panthers 2, Maple Leafs 0
Mar. 23: Panthers 4, Maple Leafs 1



Dion Phaneuf

All-Time Record vs. Maple Leafs

SEASON	HOME				OTL	AWAY				OTL	OVERALL				
	GP	W	L	T		GP	W	L	T		GP	W	L	T	OTL
1993-94	2	0	1	1	-	1	0	1	0	-	3	0	2	1	-
1994-95	DID NOT PLAY														
1995-96	1	1	0	0	-	1	1	0	0	-	2	2	0	0	-
1996-97	1	0	0	1	-	1	0	1	0	-	2	0	1	1	-
1997-98	1	0	1	0	-	1	0	1	0	-	2	0	2	0	-
1998-99	2	1	0	1	-	2	0	2	0	-	4	1	2	1	-
1999-00	2	1	1	0	0	1	0	1	0	0	3	1	2	0	0
2000-01	2	0	2	0	0	2	1	0	1	0	4	1	2	1	0
2001-02	2	1	1	0	0	2	0	1	1	0	4	1	2	1	0
2002-03	2	0	1	1	0	2	2	0	0	0	4	2	1	1	0
2003-04	2	1	0	1	0	2	0	2	0	0	4	1	2	1	0
2005-06	2	0	2	-	0	2	0	1	-	1	4	0	3	-	1
2006-07	2	1	1	-	0	2	1	0	-	1	4	2	1	-	1
2007-08	2	0	0	-	2	2	1	1	-	0	4	1	1	-	2
2008-09	2	2	0	-	0	2	2	0	-	0	4	4	0	-	0
2009-10	2	1	1	-	0	2	1	1	-	0	4	2	2	-	0
TOTALS	27	9	11	5	2	25	9	12	2	2	52	18	23	7	4

Fast Facts

	OVERALL	AT HOME	ON ROAD
Last 10 Games:	7-2-0-1	4-4-0-2	5-3-0-2
Last Win:	3/23/10	1/23/10	3/23/10
Last Loss:	1/5/10	11/27/09	1/5/10
Last Tie:	12/29/03	12/29/03	4/6/02
Overtime Record:	2-4-7	1-2-5	1-2-2
Shutouts by Panthers:	3	2	1
Last Time:	1/23/10 (2-0)	1/23/10 (2-0)	2/5/08 (8-0)
Shutouts of Panthers:	2	1	1
Last Time:	3/9/04 (5-0)	2/5/03 (6-0)	3/9/04 (5-0)
Shootout Record:	0-2	0-1	0-1
Last Time:	2/27/08 (3-4)	2/27/08 (3-4)	10/9/06 (1-2)
Most Goals:	8 (2/5/08)	5 (3X) MR: (2/10/09)	8 (2/5/08)
Most Goals Against:	9 (4/10/99)	6 (3X) MR: (11/27/09)	9 (4/10/99)

VANCOUVER CANUCKS

Rogers Arena
800 Griffiths Way · Vancouver, BC, Canada V6B 6G1 · Phone: (604) 899-4600
www.canucks.com

Arena: Rogers Arena
Capacity: 18,630
Entered NHL: 1970-71

Chairman & Governor: Francesco Aquilini
President, General Manager & Alternate Governor: Michael D. Gillis
Head Coach: Alain Vigneault
Associate Coach: Rick Bowness
Assistant Coaches: Ryan Walter, Darryl Williams



Roberto Luongo

2010-11 Scheduled Game

Oct. 11: Panthers at Canucks

2009-10 Result

Feb. 11: Panthers 0, Canucks 3

All-Time Record vs. Canucks

SEASON	HOME				AWAY				OVERALL						
	GP	W	L	T	OTL	GP	W	L	T	OTL	GP	W	L	T	OTL
1993-94	1	1	0	0	-	1	1	0	0	-	2	2	0	0	-
1994-95	DID NOT PLAY														
1995-96	1	0	0	1	-	1	0	1	0	-	2	0	1	1	-
1996-97	1	1	0	0	-	1	0	0	1	-	2	1	0	1	-
1997-98	1	0	1	0	-	1	0	0	1	-	2	0	1	1	-
1998-99	1	0	1	0	-	1	0	0	1	-	2	0	1	1	-
1999-00	1	1	0	0	0	1	0	1	0	0	2	1	1	0	0
2000-01	1	0	0	0	1	0	0	0	0	0	1	0	0	0	1
2001-02	0	0	0	0	0	1	0	0	1	0	1	0	0	1	0
2002-03	1	0	1	0	0	1	0	1	0	0	2	0	2	0	0
2003-04	0	0	0	0	0	1	0	0	1	0	1	0	0	1	0
2005-06	DID NOT PLAY														
2006-07	0	0	0	-	0	1	0	0	-	1	1	0	0	-	1
2007-08	1	1	0	-	0	0	0	0	-	0	1	1	0	-	0
2008-09	0	0	0	-	0	1	0	1	-	0	1	0	1	-	0
2009-10	1	0	1	-	0	0	0	0	-	0	1	0	1	-	0
TOTALS	10	4	4	1	1	11	1	4	5	1	21	5	8	6	2

Fast Facts

	OVERALL	AT HOME	ON ROAD
Last 10 Games:	1-5-2-2	4-4-1-1	0-4-5-1
Last Win:	2/1/08	2/1/08	3/7/94
Last Loss:	2/11/10	2/11/10	12/14/08
Last Tie:	1/11/04	11/16/95	1/11/04
Overtime Record:	1-2-6	1-1-1	0-1-5
Shutouts by Panthers:	Never	Never	Never
Last Time:	Never	Never	Never
Shutouts of Panthers:	2	2	Never
Last Time:	2/11/10 (3-0)	2/11/10 (3-0)	Never
Shootout Record:	1-1	1-0	0-1
Last Time:	2/1/08 (4-3)	2/1/08 (4-3)	1/7/07 (3-4)
Most Goals:	5 (2X) MR: (10/20/99)	5 (2X) MR: (10/20/99)	4 (1/14/97)
Most Goals Against:	7 (1/3/96)	5 (2X) MR: (11/30/02)	7 (1/3/96)

WASHINGTON CAPITALS

Verizon Center
601 F Street NW · Washington DC 20004 · Phone: (202) 266-2200
www.washingtoncaps.com



Arena: Verizon Center
Capacity: 18,277
Entered NHL: 1974-75


Chairman & Majority Owner: Ted Leonsis
President & Owner: Dick Patrick
Vice President & General Manager: George McPhee
Head Coach: Bruce Boudreau
Assistant Coaches: Dean Evason, Blaine Forsythe, Bob Woods

2010-11 Scheduled Games

Dec. 9: Panthers at Capitals
Jan. 8: Panthers at Capitals
Jan 11: Panthers vs. Capitals
Mar. 6: Panthers vs. Capitals
Apr. 6: Panthers at Capitals
Apr. 9: Panthers vs. Capitals

2009-10 Results

Nov. 6: Panthers 1, Capitals 4
Nov. 7: Panthers 4, Capitals 7
Dec. 3: Panthers 2, Capitals 6
Jan. 13: Panthers 4, Capitals 5 (SO)
Jan. 29: Panthers 1, Capitals 4
Mar. 16: Panthers 3, Capitals 7



Alexander Ovechkin

All-Time Record vs. Capitals

SEASON	HOME				AWAY				OVERALL						
	GP	W	L	T	OTL	GP	W	L	T	OTL	GP	W	L	T	OTL
1993-94	3	2	1	0	-	2	0	1	1	-	5	2	2	1	-
1994-95	2	1	0	1	-	2	0	2	0	-	4	1	2	1	-
1995-96	2	0	1	1	-	3	3	0	0	-	5	3	1	1	-
1996-97	3	1	2	0	-	2	0	0	2	-	5	1	2	2	-
1997-98	3	2	1	0	-	3	1	2	0	-	6	3	3	0	-
1998-99	2	0	2	0	-	3	1	1	1	-	5	1	3	1	-
1999-00	3	2	1	0	0	2	0	1	0	1	5	2	2	0	1
2000-01	2	1	1	0	0	3	0	3	0	0	5	1	4	0	0
2001-02	3	1	1	0	1	2	1	1	0	0	5	2	2	0	1
2002-03	2	0	1	1	0	3	0	2	0	1	5	0	3	1	1
2003-04	3	1	1	1	0	3	2	0	1	0	6	3	1	2	0
2005-06	4	3	0	0	1	4	4	0	0	0	8	7	0	0	1
2006-07	4	3	1	-	0	4	2	2	-	0	8	5	3	-	0
2007-08	4	2	2	-	0	4	2	2	-	0	8	4	4	-	0
2008-09	3	1	2	-	0	3	2	1	-	0	6	3	3	-	0
2009-10	3	0	2	-	1	3	0	3	-	0	6	0	5	-	1
TOTALS	46	20	19	4	3	46	18	21	5	2	92	38	40	9	5

Fast Facts

	OVERALL	AT HOME	ON ROAD
Last 10 Games:	2-7-0-1	3-6-0-1	4-6-0-0
Last Win:	4/11/09	4/11/09	3/1/09
Last Loss:	3/16/10	3/16/10	1/29/10
Last Tie:	10/26/02	10/26/02	10/24/98
Overtime Record:	3-5-9	1-3-4	2-2-5
Shutouts by Panthers:	3	Never	3
Last Time:	2/7/06 (5-0)	Never	2/7/06 (5-0)
Shutouts of Panthers:	9	5	4
Last Time:	3/17/09 (3-0)	3/17/09 (3-0)	3/29/08 (3-0)
Shootout Record:	3-2	0-2	3-0
Last Time:	1/13/10 (4-5)	1/13/10 (4-5)	11/28/07 (2-1)
Most Goals:	7 (2X) MR: (4/11/09)	7 (2X) MR: (4/11/09)	6 (2X) MR: (3/1/09)
Most Goals Against:	12 (1/11/03)	7 (3/16/10)	12 (1/11/03)

TOP SCORERS VS. FLORIDA PANTHERS

PLAYER	TEAM(S)	GP	G	A	PTS	PLAYER	TEAM(S)	GP	G	APTS
Jagr, Jaromir	PIT, WSH, NYR	53	30	33	63	Gonchar, Sergei	WSH, BOS, PIT	55	10	29 39
Brind'Amour, Rod	STL, PHI, CAR	84	28	35	63	Savard, Marc	NYR, CGY, ATL, BOS	34	8	29 37
Kovalchuk, Ilya	ATL, NJ	48	31	28	59	Leetch, Brian	NYR, TOR, BOS	48	8	28 36
Hossa, Marian	OTT, ATL, PIT, DET CHI	45	29	26	55	Zubrus, Dainius	PHI, MTL, WASH BUF, NJ	60	15	20 35
Lecavaller, Vincent	TB	63	18	34	52	Koivu, Saku	MTL, ANA	37	9	26 35
Recchi, Mark	PIT, MTL, PHI, CAR ATL, TB, BOS	65	15	35	50	Shanahan, Brendan	STL, HAR, DET NYR, NJ	29	10	24 34
Alfredsson, Daniel	OTT	50	22	26	48	Gomez, Scott	NJ, NYR, MTL	38	8	25 33
Prospal, Vaclav	PHI, OTT, TB, ANA NYR	57	14	31	45	Stillman, Cory	CGY, STL, TB, CAR	35	13	19 32
St. Louis, Martin	TB	53	22	22	44	Whitney, Ray	SJ, CBJ, DET, CAR	40	11	21 32
Kovalev, Alexei	PIT, NYR, MTL, OTT	66	17	26	43	Sakic, Joe	COL	21	13	18 31
Kozlov, Slava	DET, BUF, ATL	61	16	26	42	Heatley, Dany	ATL, OTT, SJ	28	17	13 30
Richards, Brad	TB, DAL	45	14	26	40	Gagne, Simon	PHI	36	18	12 30
Ovechkin, Alex	WSH	32	18	21	39	Knuble, Mike	DET, NYR, BOS, PHI WSH	46	14	16 30
Elias, Patrik	NJ	43	19	20	39	Francis, Ron	PIT, CAR	47	10	20 30

ALL-TIME RECORD VS OTHER CLUBS

Team	GP-W-L-T-OTL/SOL	Team	GP-W-L-T-OTL/SOL
Anaheim.....	21-10-6-3-2	Nashville.....	15-6-3-3-3
Atlanta.....	62-24-27-5-6	New Jersey.....	65-19-34-7-5
Boston.....	63-30-24-6-3	NY Islanders.....	70-34-23-8-5
Buffalo.....	64-22-35-4-3	NY Rangers.....	69-27-30-6-6
Calgary.....	21-7-8-3-3	Ottawa.....	64-26-32-3-3
Carolina.....	87-32-33-11-11	Philadelphia.....	69-25-337-4
Chicago.....	23-8-12-3-0	Phoenix.....	22-8-9-3-2
Colorado.....	27-7-15-3-2	Pittsburgh.....	65-30-25-4-6
Columbus.....	9-4-3-0-2	St. Louis.....	23-7-12-3-1
Dallas.....	23-10-10-3-0	San Jose.....	22-6-9-7-0
Detroit.....	21-4-10-5-2	Tampa Bay.....	92-49-27-10-6
Edmonton.....	20-8-7-3-2	Toronto.....	52-18-23-7-4
Los Angeles.....	21-8-9-3-1	Vancouver.....	21-5-8-6-2
Minnesota.....	10-2-7-1-0	Washington.....	92-38-40-9-5
Montreal.....	63-29-22-6-6		

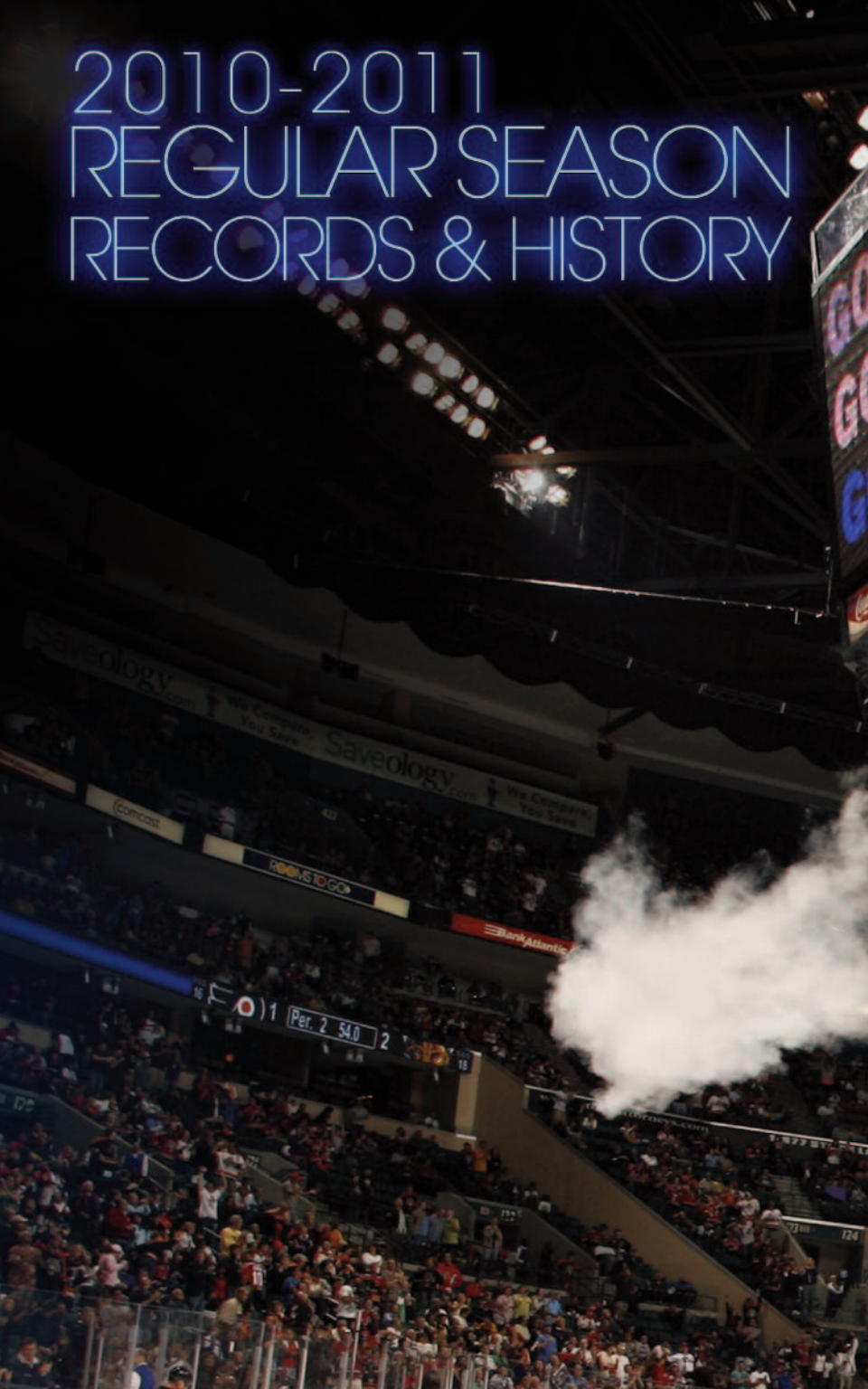
ALL-TIME GOALTENDING VS. FLORIDA

GOALIE	TEAM(S)	GP	W	L	OT/T	MINS	GA	SO	GAA	GOALIE	TEAM(S)	GP	W	L	OT/T	MINS	GA	SO	GAA
Aebischer, David	COL, MON	2	0	2	0/0	100	7	0	3.00	Fernandez, Manny	DAL, MIN	4	1	1	0/0	207	10	0	2.90
Anderson, Craig	COL	2	1	0	0	123	5	1	2.44	Fichaud, Eric	NYI, NSH, CAR, MTL	8	0	4	3/0	427	17	0	2.39
Aubin, J.S.	PIT, TOR	7	4	2	0/1	514	17	0	2.35	Finley, Brian	NSH	1	0	1	0/0	60	7	0	7.00
Auld, Alexander	BOS, DAL	3	1	0	2/0	150	6	0	2.40	Fiset, Stephane	COL, LA, MTL	10	4	3	0/2	597	29	0	2.91
Backstrom, Niklas	MIN	3	2	0	1/0	185	6	0	1.95	Fitzpatrick, Mark	LA, NYI, TB, CHI, CAR	5	1	2	0/0	246	9	0	2.20
Bales, Mike	BOS, OTT	3	0	1	0/0	99	6	0	3.64	Flaherty, Wade	SJ, NYI, TB, NSH	5	2	2	0/0	220	9	1	2.45
Barrasso, Tom	BUF, PIT, OTT, CAR, TOR, STL	16	10	4	0/1	921	32	2	2.08	Feury, Marc-Andre	PIT	6	11	4	0/0	232	19	1	4.91
Beaupre, Don	DAL, WSH, OTT, TOR	10	2	7	0/1	580	32	0	3.31	Fuhr, Grant	EDM, TOR, BUF, LA, STL, CGY	7	3	2	0/1	383	16	1	2.51
Belfour, Ed	CHI, SJ, DAL, TOR	16	12	3	0/1	880	29	2	1.98	Garon, Mathieu	MTL, LA	4	2	1	0/1	189	10	0	3.17
Bergeron, J.C.	MTL, TB, LA	1	0	1	0/0	60	4	0	4.00	Garnett, Michael	ATL	2	2	0	0/0	120	5	0	2.50
Berkhoel, Adam	ATL	1	0	1	0/0	62	2	0	1.95	Gerber, Martin	CAR, OTT	9	1	1	1/0	544	18	3	1.98
Bierk, Zac	TB, MIN, PHO	3	0	0	0/2	82	4	0	2.93	Giguere, J.S.	CAR, CGY, ANA, TOR	8	4	3	0/0	543	22	1	2.43
Billington, Craig	NY, OTT, BOS, COL, WASH	9	2	5	0/2	506	22	0	2.61	Graham, John	BOS, TB, CAR	23	11	9	1/1	1012	62	0	3.68
Biron, Martin	BUF, PHI, NYI	17	6	9	1/0	689	40	0	3.48	Greiss, Thomas	SJ	1	0	0	1/0	63	3	0	2.87
Blackburn, Dan	NYR	2	2	0	0/0	120	4	0	2.00	Gustavsson, Jonas	TOR	3	2	1	0/0	178	8	0	2.70
Blue, John	BOS, BUF	4	2	0	0/1	223	6	0	1.61	Hackett, Jeff	NYI, SJ, CHI, MTL, BOS	13	4	7	0/0	679	35	1	3.09
Boucher, Brian	PHI, PHO	5	1	2	0/1	179	9	0	3.02	Halak, Jaroslav	MTL	4	3	1	0/0	239	7	1	1.76
Brathwaite, Fred	EDM, CGY, STL	4	0	3	0/1	229	12	0	3.14	Hasek, Dominik	CHI, BUF, DET, OTT	32	21	7	0/2	1808	60	4	1.99
Brodeur, Martin	NJ	55	34	14	0/7	3324	111	6	2.00	Healy, Glenn	LA, NYI, NYR, TOR	9	4	2	0/3	522	16	1	1.84
Bryzgalov, Ilya	PHO	1	1	0	0/0	65	3	0	2.78	Hebert, Guy	STL, ANA, NYR	12	3	7	0/2	688	35	1	3.05
Budaj, Peter	COL	1	0	0	1/0	1	0	0	0.00	Hedberg, Johan	PIT, ATL	13	7	6	0/0	781	35	0	2.67
Burke, Sean	NY, CAR, VAN, PHI, PHO, TB	23	8	7	1/3	1241	53	1	2.69	Hextall, Ron	COL, NYI, PHI	16	6	6	0/2	855	31	0	2.18
Carey, Jim	WSH, BOS, STL	12	5	4	0/1	626	30	1	2.88	Hiller, Jonas	ANA	1	1	0	0/0	60	0	1	0.00
Caron, Sebastien	PIT	6	1	3	0/0	276	17	0	3.70	Hirsch, Corey	NYR, VAN, WSH, DAL	3	1	1	0/1	184	8	0	2.61
Cassivi, Frederic	WSH	1	0	0	0/1	45	1	0	1.33	Hnilicka, Milan	NYR, ATL	9	3	4	0/2	528	25	0	2.84
Cechmanek, Roman	PHI	7	5	1	0/1	423	16	0	2.27	Hodson, Kevin	DET, TB	1	0	1	0/0	58	6	0	6.21
Chabot, Frederic	PHI, LA, MTL	1	0	1	0/0	64	3	0	2.81	Holmqvist, Johan	TB	11	4	3	1/0	482	31	0	2.86
Charpentier, Sebastien	WSH	1	1	0	0/0	60	1	0	1.00	Hrudey, Kelly	NYI, LA, SJ	5	0	0	0/3	265	11	0	2.49
Cheveldae, Tim	DET, PHO, BOS	1	0	1	0/0	26	3	0	6.92	Huet, Cristobal	MTL, WSH, CHI	10	5	2	2/0	573	11	3	1.15
Cloutier, Dan	NYR, TB, VAN	7	2	3	0/1	367	18	0	2.94	Hurme, Jani	OTT	4	2	2	0/0	239	8	1	2.01
Cloutier, Jacques	BUF, CHI, COL	1	1	0	0/0	60	2	0	2.00	Irbe, Arturs	SJ, DAL, VAN, CAR	22	8	7	0/7	1359	53	0	2.34
Coleman, Gerald	TB	1	0	0	0/0	23	1	0	2.58	Jablonski, Pat	TB, STL, MTL, PHO, CAR	2	0	2	0/0	99	5	0	3.03
Conklin, Ty	EDM	2	2	0	0/0	120	5	0	2.50	Johnson, Brent	STL, WSH, PIT	14	8	3	0/1	770	30	1	2.34
Cousineau, Marcel	TOR, NYI, LA	1	0	0	0/0	40	3	0	4.50	Joseph, Curtis	STL, EDM, TOR, DET, PHO	19	12	4	0/2	1083	45	2	2.37
Dafeo, Byron	WSH, LA, BOS, ATL	15	8	6	0/1	813	39	2	2.88	Khabibulin, Nikolai	PHO, TB, CHI	21	11	4	1/5	1065	51	1	2.45
Dampousseau, J.F.	NJ	1	0	1	0/0	59	3	0	3.05	Kidd, Trevor	CGY, CAR, TOR	5	1	2	0/2	308	12	0	2.34
Denis, Marc	COL, CBJ, TB	9	3	4	0/1	423	19	0	2.70	Kiprusoff, Miikka	SJ, CGY	3	3	0	0/0	181	2	1	0.66
Denis, Yann	MTL	1	1	0	0/0	65	3	0	2.78	Kolzig, Olaf	WSH	49	23	19	3/3	2592	114	6	2.64
DiPietro, Rick	NYI	14	6	6	1/0	668	39	0	3.50	Lacher, Blaine	BOS	2	1	1	0/0	119	6	0	3.03
Draper, Tom	BUF, NYI, PHO	1	0	0	0/0	34	3	0	5.29	Lalime, Patrick	PIT, OTT	10	7	3	0/0	544	21	1	2.32
Drouin-Deslauriers, J. EDM	1	1	0	0/0	65	3	0	1.85	Langkow, Scott	PHO, ATL	1	0	1	0/0	60	3	0	3.00	
Dubielewicz, Wade	NYI	2	1	1	0/0	61	1	0	0.98	Leclaire, Pascal	CBJ, OTT	4	3	0	0/0	204	12	0	3.53
Dunham, Mike	NY, NSH, NYR, ATL	15	6	7	0/1	846	25	1	1.90	Legace, Manny	LA, DET, STL, CAR	8	3	1	0/3	450	11	0	1.47
Elliot, Brian	OTT	3	2	1	0/0	160	7	0	2.25	Lehtonen, Kari	ATL	19	12	3	3/0	995	38	3	2.29
Ellis, Dan	NSH	3	3	0	0/0	181	6	0	1.99	Leighton, Michael	CAR, PHI	3	0	0	1/0	71	8	0	6.76
Emery, Ray	OTT, PHI	9	7	2	0/0	478	27	1	3.39	Luongo, Roberto	NYI, VAN	4	3	0	1/0	250	8	1	1.92
Esche, Robert	PHO, PHI	10	5	2	0/1	553	25	0	2.81	Lundqvist, Henrik	NYR	12	9	3	0/0	730	1	3	1.73
Essensa, Bob	DET, EDM, PHO, VAN, BUF	5	2	3	0/0	279	16	0	3.44	Madeley, Darrin	OTT	1	0	1	0/0	59	3	0	3.05
Fankhouser, Scott	ATL	1	1	0	0/0	60	3	0	3.00	Maracle, Norm	DET, ATL	5	2	0	0/3	314	12	0	2.29
										Mason, Chris	STL	1	0	1	0/0	59	3	0	3.05

ALL-TIME GOALTENDING VS. FLORIDA

GOALIE	TEAM(S)	GP	W	L	OT/T	MINS	GA	SO	GAA	GOALIE	TEAM(S)	GP	W	L	OT/T	MINS	GA	SO	GAA	
Mason, Steve	CBJ	1	1	0	0/0	60	0	1	0.00	Schwab, Corey	TB, VAN, TOR, NU	9	2	2	0/1	363	12	0	1.98	
Markkanen, Jussi	EDM	2	1	1	0/0	105	1	1	0.57	Shields, Steve	BUF, SJ, ANA, BOS	6	2	3	0/1	362	16	0	2.65	
McLean, Kirk	NI, VAN, CAR, NYR	7	1	3	0/2	406	18	0	2.66	Shtalenkov, Mikhail	ANA, EDM, PHO	1	0	1	0/0	59	3	0	3.05	
McLennan, Jamie	NYI, STL, MIN, CGY	9	4	3	0/2	551	18	2	1.72	Shulmistra, Rich	NU	1	0	1	0/0	62	2	0	1.94	
Miller, Ryan	BUF	12	8	4	0/0	718	27	1	2.26	Skudra, Peter	PIT, BUF, BOS, VAN	4	1	2	0/0	142	9	0	3.80	
Moog, Andy	EDM, BOS, DAL, MTL	6	2	3	0/1	368	18	0	2.93	Smith, Mike	DAL, TB	4	1	2	1/0	241	11	0	2.74	
Morrison, Michael	OTT	1	0	0	0/0	62	5	0	4.81	Snow, Garth	COL, PHI, VAN, PIT, NYI	10	5	3	1/0	562	20	2	2.14	
Muzzatti, Jason	CGY, CAR, NYR, SJ	2	1	0	0/0	80	4	0	3.00	Soderstrom, Tommy	PHI, NYI	8	2	3	0/2	429	21	0	2.94	
Nabokov, Evgeni	SJ	5	4	0	0/1	185	10	1	1.97	Stauber, Robb	LA, BUF	1	0	1	0/0	19	1	0	3.16	
Neuvirth, Michal	WSH	2	1	0	0/0	90	5	0	3.34	Storr, Jamie	LA	1	1	0	0/0	60	1	0	1.00	
Niemi, Antti	CHI	1	1	0	0/0	60	0	1	0.00	Tabaracci, Rick	PIT, PHO, TB, CGY,									
Nittymaki, Antero	PHI, TB	10	5	4	1/	570	25	1	2.63	WSH, ATL, COL		10	4	3	0/3	583	23	2	2.37	
Noronen, Mika	BUF	3	2	0	0/0	174	3	1	1.03	BOS, CHI		5	0	3	0/0	217	11	0	3.04	
Nurminen, Pasi	ATL	3	2	1	0/0	188	9	0	2.87	Tallias, Rob	BOS, CHI									
O'Neill, Mike	PHO, ANA	1	0	1	0/0	59	3	0	3.05	Tellqvist, Mikael	PHO		1	0	0/0	17	1	0	3.45	
Osgood, Chris	DET, NYI, STL	23	13	2	2/5	1221	49	2	2.41	Terreni, Chris	SJ, CHI, NJ, NYI	7	4	2	0/1	423	18	0	2.55	
Parent, Rich	STL, TB, PIT	3	1	1	0/1	185	11	0	3.57	Theodore, Jose	MTL, COL, WSH	26	13	8	3/2	1267	58	2	2.75	
Passmore, Steve	EDM, LA, CHI	2	1	1	0/0	97	5	0	3.09	Thibault, Jocelyn	COL, MTL, CHI, PIT, BUF	24	13	8	1/1	1332	53	3	2.39	
Pavelec, Ondrej	ATL	1	1	0	0/0	60	1	0	1.00	Thomas, Tim	BOS	10	2	5	2/0	535	35	0	3.93	
Peters, Justin	CAR	1	0	1	0/0	59	3	0	3.04	Toivonen, Hannu	BOS		3	1	0	0/0	112	6	0	3.21
Potvin, Felix	TOR, NYI, VAN, LA	11	3	7	0/1	641	35	0	3.28	Tokarski, Dustin	TB	1	0	0	0/0	20	0	0	0.00	
Price, Carey	MTL	2	1	1	0/0	120	4	0	2.00	Toskala, Vesa	TOR, SJ		5	4	1	0/0	213	11	0	3.10
Prusek, Martin	OTT	1	0	1	0/0	60	4	0	4.00	Trefilov, Andrei	BUF, CHI, CGY		2	0	0/0	54	2	0	2.22	
Puppa, Daren	BUF, TOR, TB	13	4	6	0/3	796	26	0	1.96	Tugnutt, Ron	COL, EDM, ANA, MTL,									
Quick, Jonathan	LA	1	1	0	0/0	65	3	0	2.78	OTT, PIT, CBJ, DAL		14	7	5	0/1	785	29	2	2.22	
Racicot, Andre	MTL	2	0	1	0/1	109	9	0	4.95	Turco, Marty	DAL	4	1	3	0/0	182	9	0	2.24	
Ramo, Kari	TB	2	1	1	0/0	119	4	0	2.01	Turek, Roman	DAL, STL, CGY		7	3	2	0/2	428	11	1	1.54
Rask, Tuukka	BOS	2	1	0	0/0	124	3	0	1.45	Valiquette, Stephen	NYR		1	0	0	1/0	65	2	0	1.85
Ranford, Bill	BOS, WSH, TB, DET, EDM	12	2	7	0/2	667	32	0	2.88	Vanbiesbrouck, John	NYR, PHI, NYI, NU		9	5	3	0/1	537	16	1	1.79
Raycroft, Andrew	BOS, TOR	12	4	5	0/2	437	31	0	4.26	Variamov, Semyon	WSH	1	1	0	0/0	60	2	0	2.00	
Reese, Jeff	CGY, CAR, TB, NJ, TOR	7	2	5	0/0	394	22	1	3.35	Vernon, Mike	DET, SJ, CGY		4	1	1	0/2	250	10	0	2.40
Rhodes, Damian	TOR, OTT, ATL	15	8	3	0/2	791	42	0	3.19	Vokoun, Tomas	MTL, NSH	4	1	2	0/1	225	11	0	2.93	
Richter, Mike	NYR	32	15	14	0/2	1857	85	3	2.75	Wakaluk, Darcy	BUF, DAL, PHO		2	0	0	0/2	80	5	0	3.75
Riendeau, Vincent	STL, DET, BOS, MTL	3	1	2	0/0	179	9	0	3.02	Ward, Cam	CAR	13	7	4	0/0	722	5	0	2.91	
Roloson, Dwayne	CGY, BUF, MIN, EDM, NYI	11	6	4	1/0	568	26	1	2.75	Weekes, Kevin	VAN, NYI, TB,		17	8	6	1/2	783	35	0	2.68
Roussel, Dominic	PHO, PHI, ANA, EDM	7	4	2	0/0	406	18	0	2.66	CAR, NYR, NJ										
Roy, Patrick	MTL, COL	16	7	5	0/2	901	40	0	2.66	Wilkinson, Derek	TB		2	0	1	0/1	105	5	0	2.86
Salo, Tommy	NYI, EDM	13	5	3	0/3	701	33	1	2.82	Wregget, Ken	TOR, PHI, PIT, CGY, DET		10	6	3	0/1	602	28	0	2.79
Sanford, Curtis	STL	1	0	1	0/0	58	3	0	3.10	Young, Wendell	VAN, PHI, TB, PIT		1	0	1	0/0	59	2	0	2.03

2010-2011 REGULAR SEASON RECORDS & HISTORY





SUNRISE

PARTNERS

54.0

FLYERS

2

1

PERIOD 2

Comcast VISION

Comcast VISION

GOAL

ADT

ADT

ADT

ADT

ADT

GOAL
GOAL
GOAL

Coca-Cola

Coca-Cola

Coca-Cola

Coca-Cola

CONSOLIDATED CREDIT COUNSELING

CLUB SUNRISE

ADT AM

GOAL

PANTHERS RECORDS: 1993-2010

Season Records

SEASON	GP	W	L	T	OTL	PTS	PCT	GF	GA	DIV. FINISH	PLAYOFFS
1993-94	84	33	34	17		83	.494	233	233	5th	Did Not Qualify
1994-95	84	20	22	6		46	.479	115	127	5th	Did Not Qualify
1995-96	82	41	31	10		92	.561	254	234	3rd	Eastern Conf. Champions
1996-97	82	35	28	19		89	.543	221	201	4th	Lost Eastern Conf. Quarterfinals
1997-98	82	24	43	15		63	.384	203	256	6th	Did Not Qualify
1998-99	82	30	34	18		78	.476	210	228	2nd	Did Not Qualify
1999-00	82	43	27	6	6	98	.596	244	209	2nd	Lost Eastern Conf. Quarterfinals
2000-01	82	22	38	13	9	66	.402	200	246	3rd	Did Not Qualify
2001-02	82	22	44	10	6	60	.366	180	250	4th	Did Not Qualify
2002-03	82	24	36	13	9	70	.427	176	237	4th	Did Not Qualify
2003-04	82	28	35	15	4	75	.457	188	221	4th	Did Not Qualify
2005-06	82	37	34	11	85	.518	240	257	4th	Did Not Qualify	
2006-07	82	35	31	16	86	.524	247	257	4th	Did Not Qualify	
2007-08	82	38	35	9	85	.518	216	226	3rd	Did Not Qualify	
2008-09	82	41	30	11	93	.567	231	223	3rd	Did Not Qualify	
2009-10	82	32	37	13	77	.470	208	244	5th	Did Not Qualify	
TOTALS	1280	505	539	142	94	1246	.486	3366	3649		

Regular Season Home and Road Records

SEASON	HOME	ROAD	OVERALL
	W-L-T-OT	W-L-T-OT	W-L-T-OT
1993-94	15-18-9	18-18-8	33-34-17
1994-95	9-12-3	11-10-3	20-22-6
1995-96	25-12-4	16-19-6	41-31-10
1996-97	21-12-8	14-16-11	35-28-19
1997-98	11-24-6	13-19-9	24-43-15
1998-99	17-17-7	13-17-11	30-34-18
1999-00	26-9-4-2	17-18-2-4	43-27-6-6
2000-01	12-18-7-4	10-20-6-5	22-38-13-9
2001-02	11-23-3-4	11-21-7-2	22-44-10-6
2002-03	8-21-7-5	16-15-6-4	24-36-13-9
2003-04	16-15-7-3	12-20-8-1	28-35-15-4
2005-06	25-11-5	12-23-6	37-34-11
2006-07	23-12-6	12-19-10	35-31-16
2007-08	18-15-8	20-20-1	38-35-9
2008-09	22-12-7	19-18-4	41-30-11
2009-10	16-16-9	16-21-4	32-37-13
TOTALS	275-247-65-53	230-292-77-41	505-539-142-94

All-Time Regular Season OT/Shootout Records

SEASON	HOME	ROAD	OVERALL
	W-L-T	W-L-T	W-L-T
1993-94	2-4-8	0-1-9	2-5-17
1994-95	0-2-3	0-1-3	0-3-6
1995-96	0-3-4	0-0-6	0-3-10
1996-97	1-1-8	2-3-11	3-4-19
1997-98	1-1-6	2-1-9	3-2-15
1998-99	1-1-7	0-1-11	1-2-18
1999-00	3-2-4	0-4-2	3-6-6
2000-01	2-4-7	0-5-6	2-9-13
2001-02	0-4-3	0-2-7	0-6-10
2002-03	2-5-7	2-4-6	4-9-13
2003-04	1-3-7	4-1-8	5-4-15
2005-06	6-5	6-6	12-11
2006-07	4-6	1-10	5-16
2007-08	3-8	6-1	9-9
2008-09	3-7	4-4	7-11
2009-10	2-9	6-4	8-13
TOTALS	25-50-72	29-43-79	57-93-151

Season By Season Attendance

SEASON	TOTAL ATT.	# OF HOME DATES	AVERAGE ATT.	SELLOUTS
1993-94	561,394	41	13,693	26
1994-95	340,619	24	14,192	12
1995-96	548,926	41	13,388	15
1996-97	602,823	41	14,703	41
1997-98	602,344	41	14,691	39
<i>(MOVED FROM MIAMI ARENA (14,703) TO BANKATLANTIC CENTER (19,250))</i>				
1998-99	758,542	41	18,501	13
1999-00	654,760	41	15,970	1
2000-01	601,857	41	14,679	1
2001-02	659,040	41	16,074	5
2002-03	632,552	41	15,428	6
2003-04	653,380	41	15,936	4
2005-06	656,587	41	16,014	2
2006-07	630,183	41	15,370	2
2007-08	632,876	41	15,436	4
2008-09	649,333	41	15,621	2
2009-10	605,863	40	15,147	1
TOTALS	9,791,079	638	15,306	174

Opening Game Records

SEASON	OPENER (7-6-1-2)
1993-94	Panthers 4at Chicago 4 T
1994-95	Panthers 1at NY Islanders 2 L
1995-96	Panthers 0at New Jersey 4 L
1996-97	Panthers 3at Philadelphia 1 W
1997-98	Panthers 1at Philadelphia 3 L
1998-99	Panthers 4vs. Tampa Bay 1 W
1999-00	Panthers 4vs. Washington 3 W
2000-01	Panthers 3vs. Vancouver 4 L-OT
2001-02	Panthers 2at Philadelphia 5 L
2002-03	Panthers 3vs. Tampa Bay 4 L-OT
2003-04	Panthers 3vs. Carolina 1 W
2005-06	Panthers 2vs. Atlanta 0 W
2006-07	Panthers 8vs. Boston 3 W
2007-08	Panthers 2at NY Rangers 5 L
2008-09	Panthers 4at Carolina 6 L
2009-10	(Helsinki)Panthers 4at Chicago 3 W-SO

HOME OPENER (7-5-2-2)

1993-94	Panthers 1Pittsburgh 2 L
1994-95	Panthers 5Pittsburgh 6 L
1995-96	Panthers 4Calgary 3 W
1996-97	Panthers 1NY Rangers 1 T
1997-98	Panthers 2NY Islanders 2 T
1998-99	Panthers 4Tampa Bay 1 W
1999-00	Panthers 4Washington 3 W
2000-01	Panthers 3Vancouver 4 L-OT
2001-02	Panthers 0NY Islanders 3 L
2002-03	Panthers 3Tampa Bay 4 L-OT
2003-04	Panthers 3Carolina 1 W
2005-06	Panthers 2Atlanta 0 W
2006-07	Panthers 8Boston 3 W
2007-08	Panthers 1New Jersey 4 L
2008-09	Panthers 3Atlanta 2 W-OT
2009-10	Panthers 2New Jersey 3 L

ROAD OPENER (4-10-2-0)

1993-94	Panthers 4Chicago 4 T
1994-95	Panthers 1NY Islanders 2 L
1995-96	Panthers 0New Jersey 4 L
1996-97	Panthers 3Philadelphia 1 W
1997-98	Panthers 1Philadelphia 3 L
1998-99	Panthers 1Nashville 0 W
1999-00	Panthers 2Montreal 1 W
2000-01	Panthers 2Boston 4 L
2001-02	Panthers 2Philadelphia 5 L
2002-03	Panthers 5Atlanta 4 W-OT
2003-04	Panthers 2Carolina 2 T
2005-06	Panthers 1Tampa Bay 2 L
2006-07	Panthers 0Atlanta 6 L
2007-08	Panthers 2NY Rangers 5 L
2008-09	Panthers 4Carolina 6 L
2009-10	Panthers 2Carolina 7 L

PANTHERS RECORDS: 1993-2010

Regular Season Team Leaders

SEASON	PLAYER	GAMES PLAYED			
1993-94	Bill Lindsay, Gord Murphy	84	2005-06	Martin Gelinas	+27
1994-95	Tom Fitzgerald, Mike Hough, Bill Lindsay, Scott Mellanby, Rob Niedermayer	48	2006-07	Jay Bouwmeester	+23
1995-96	Tom Fitzgerald, Johan Garpenlov, Rob Niedermayer	82	2007-08	Jassen Cullimore	+21
1996-97	Scott Mellanby, Robert Svehla	82	2008-09	Stephen Weiss	+19
1997-98	Bill Lindsay	82	2009-10	Jason Garrison	+15
1998-99	Radek Dvorak, Kirk Muller, Rob Niedermayer	82	SEASON	PLAYER	PIM
1999-00	Todd Simpson, Jaroslav Spacek, Robert Svehla	82	1993-94	Brent Severyn	156
2000-01	Pavel Bure, Robert Svehla	82	1994-95	Paul Laus	138
2001-02	Robert Svehla	82	1995-96	Paul Laus	236
2002-03	Jay Bouwmeester, Ivan Majesky, Marcus Nilson	82	1996-97	Paul Laus	313
2003-04	Olli Jokinen, Lyle Odelein	82	1997-98	Paul Laus	293
2005-06	Jay Bouwmeester, Martin Gelinas, Olli Jokinen	82	1998-99	Peter Worrell	258
2006-07	Bryan Allen, Jay Bouwmeester, Martin Gelinas, Nathan Horton, Olli Jokinen, Ruslan Salei	82	1999-00	Todd Simpson	202
2007-08	Jay Bouwmeester, Nathan Horton, Olli Jokinen	82	2000-01	Peter Worrell	248
2008-09	Keith Ballard, Jay Bouwmeester	82	2001-02	Peter Worrell	354
2009-10	Keith Ballard, Michael Frolik, Bryan McCabe, Steven Reinprecht	82	2002-03	Peter Worrell	193
			2003-04	Darcy Hordichuk	158
			2005-06	Chris Gratton	104
			2006-07	Steve Montador	119
			2007-08	Nathan Horton	85
			2008-09	Nick Boynton	91
			2009-10	Bryan Allen	99
SEASON	PLAYER	GOALS	SEASON	PLAYER	POWER-PLAY GOALS
1993-94	Scott Mellanby	30	1993-94	Scott Mellanby	17
1994-95	Jesse Belanger	15	1994-95	Jesse Belanger	6
1995-96	Scott Mellanby	32	1995-96	Scott Mellanby	19
1996-97	Ray Sheppard	29	1996-97	Ray Sheppard	13
1997-98	Ray Whitney	32	1997-98	Ray Whitney	12
1998-99	Ray Whitney	26	1998-99	Ray Whitney	7
1999-00	Pavel Bure	58	1999-00	Pavel Bure	11
2000-01	Pavel Bure	59	2000-01	Pavel Bure	19
2001-02	Kristian Huselius	23	2001-02	Pavel Bure	9
2002-03	Olli Jokinen	36	2002-03	Olli Jokinen	13
2003-04	Olli Jokinen	26	2003-04	Olli Jokinen	8
2005-06	Olli Jokinen	38	2005-06	Olli Jokinen	14
2006-07	Olli Jokinen	39	2006-07	Stephen Weiss	10
2007-08	Olli Jokinen	34	2007-08	Olli Jokinen	18
2008-09	David Booth	31	2008-09	David Booth	11
2009-10	Stephen Weiss	28	2009-10	Stephen Weiss	12
SEASON	PLAYER	ASSISTS	SEASON	PLAYER	SHORT-HANDED GOALS
1993-94	Jesse Belanger	33	1993-94	Tom Fitzgerald	3
1994-95	Stu Barnes	19	1994-95	Bill Lindsay	1
1995-96	Robert Svehla	49	1995-96	Tom Fitzgerald	6
1996-97	Robert Svehla	32	1996-97	Tom Fitzgerald	2
1997-98	Robert Svehla	34	1997-98	Radek Dvorak	3
1998-99	Ray Whitney	38	1998-99	Radek Dvorak	4
1999-00	Viktor Kozlov	53	1999-00	Pavel Bure	2
2000-01	Pavel Bure	33	2000-01	Pavel Bure	5
2001-02	Pavel Bure	27	2001-02	Eight players	1
2002-03	Viktor Kozlov	34	2002-03	Olli Jokinen	3
2003-04	Olli Jokinen	32	2003-04	Olli Jokinen	2
2005-06	Olli Jokinen	51	2005-06	Five Players	1
2006-07	Olli Jokinen	52	2006-07	Jozef Stumpel	2
2007-08	Olli Jokinen	37	2007-08	Gregory Campbell	2
2008-09	Stephen Weiss	47	2008-09	Radek Dvorak	4
2009-10	Nathan Horton	37	2009-10	Radek Dvorak	3
SEASON	PLAYER	POINTS	SEASON	PLAYER	GAME-WINNING GOALS
1993-94	Scott Mellanby	60	1993-94	Jody Hull	5
1994-95	Stu Barnes, Jesse Belanger	29	1994-95	Scott Mellanby	5
1995-96	Scott Mellanby	70	1995-96	Johan Garpenlov	7
1996-97	Ray Sheppard	60	1996-97	Ray Sheppard	7
1997-98	Ray Whitney	61	1997-98	Bill Lindsay	5
1998-99	Ray Whitney	64	1998-99	Ray Whitney	6
1999-00	Pavel Bure	94	1999-00	Pavel Bure	14
2000-01	Pavel Bure	92	2000-01	Pavel Bure	8
2001-02	Pavel Bure	49	2001-02	Ivan Novoseltsev	5
2002-03	Olli Jokinen	65	2002-03	Olli Jokinen	6
2003-04	Olli Jokinen	58	2003-04	Olli Jokinen	8
2005-06	Olli Jokinen	89	2005-06	Olli Jokinen	9
2006-07	Olli Jokinen	91	2006-07	Olli Jokinen	8
2007-08	Olli Jokinen	71	2007-08	David Booth	6
2008-09	Stephen Weiss	61	2008-09	David Booth, Nathan Horton	5
2009-10	Stephen Weiss	60	2009-10	Nathan Horton, Cory Stillman	4
SEASON	PLAYER	PLUS/MINUS	SEASON	PLAYER	SHOTS
1993-94	Brian Skrudland	+13	1993-94	Scott Mellanby	204
1994-95	Paul Laus	+12	1994-95	Scott Mellanby	130
1995-96	Bill Lindsay	+13	1995-96	Scott Mellanby	225
1996-97	Rhett Warrenner	+20	1996-97	Ray Sheppard	226
1997-98	Ray Whitney	+10	1997-98	Scott Mellanby	188
1998-99	Jaroslav Spacek	+15	1998-99	Viktor Kozlov	209
1999-00	Pavel Bure	+25	1999-00	Pavel Bure	360
2000-01	Denis Shvidki	+6	2000-01	Pavel Bure	384
2001-02	Darren Van Impe	+3	2001-02	Pavel Bure	238
2002-03	Andreas Lilja	+8			
2003-04	Pavel Trnka	+2			

PANTHERS RECORDS: 1993-2010

Regular Season Team Leaders

2002-03	Olli Jokinen	240
2003-04	Olli Jokinen	280
2005-06	Olli Jokinen	351
2006-07	Olli Jokinen	351
2007-08	Olli Jokinen	341
2008-09	David Booth	246
2009-10	Michael Frolik	219

SEASON	GOALTENDER	WINS
1993-94	John Vanbiesbrouck	21
1994-95	John Vanbiesbrouck	14
1995-96	John Vanbiesbrouck	26
1996-97	John Vanbiesbrouck	27
1997-98	John Vanbiesbrouck	18
1998-99	Sean Burke	21
1999-00	Mike Vernon	18
2000-01	Roberto Luongo	12
2001-02	Roberto Luongo	16
2002-03	Roberto Luongo	20
2003-04	Roberto Luongo	25
2005-06	Roberto Luongo	35
2006-07	Ed Belfour	27
2007-08	Tomas Vokoun	30
2008-09	Tomas Vokoun	26
2009-10	Tomas Vokoun	23

SEASON	GOALTENDER	SHUTOUTS
1993-94	John Vanbiesbrouck, Mark Fitzpatrick	1
1994-95	John Vanbiesbrouck	4
1995-96	John Vanbiesbrouck	2
1996-97	John Vanbiesbrouck	2
1997-98	John Vanbiesbrouck	4
1998-99	Sean Burke	3
1999-00	Trevor Kidd, Mike Vernon	1
2000-01	Roberto Luongo	5
2001-02	Roberto Luongo	4
2002-03	Roberto Luongo	6
2003-04	Roberto Luongo	7
2005-06	Roberto Luongo	4
2006-07	Ed Belfour, Alex Auld	1

2007-08	Tomas Vokoun	4
2008-09	Tomas Vokoun	6
2009-10	Tomas Vokoun	7

SEASON	GOALTENDER	GAA (MIN. 20 GP)
1993-94	John Vanbiesbrouck	2.53
1994-95	John Vanbiesbrouck	2.47
1995-96	John Vanbiesbrouck	2.68
1996-97	John Vanbiesbrouck	2.29
1997-98	John Vanbiesbrouck	2.87
1998-99	Sean Burke	2.66
1999-00	Mikhail Shtalenkov	2.31
2000-01	Roberto Luongo	2.44
2001-02	Roberto Luongo	2.77
2002-03	Roberto Luongo	2.71
2003-04	Roberto Luongo	2.43
2005-06	Roberto Luongo	2.97
2006-07	Ed Belfour	2.77
2007-08	Tomas Vokoun	2.68
2008-09	Tomas Vokoun	2.49
2009-10	Tomas Vokoun	2.55

SEASON	GOALTENDER	SAVE PERCENTAGE (MIN. 20 GP)
1993-94	John Vanbiesbrouck	.924
1994-95	John Vanbiesbrouck	.914
1995-96	John Vanbiesbrouck	.903
1996-97	John Vanbiesbrouck	.919
1997-98	John Vanbiesbrouck	.899
1998-99	Sean Burke	.907
1999-00	Mike Vernon	.919
2000-01	Roberto Luongo	.920
2001-02	Roberto Luongo	.915
2002-03	Roberto Luongo	.918
2003-04	Roberto Luongo	.931
2005-06	Roberto Luongo	.914
2006-07	Ed Belfour	.902
2007-08	Tomas Vokoun	.919
2008-09	Tomas Vokoun	.926
2009-10	Tomas Vokoun	.925

Panthers Penalty Shots

PLAYER	YEAR	DATE	OPPONENT	HOME/AWAY	GOALTENDER	RESULT
Mike Hough	1995-96	2/29/96	Washington	Home	Koltzig	No Goal
Martin Straka	1995-96	4/3/96	Ottawa	Away	Rhodes	No Goal
Rob Niedermayer	1996-97	3/13/97	Vancouver	Home	Hirsch	No Goal
Tom Fitzgerald	1997-98	1/31/98	Tampa Bay	Home	Fitzpatrick	No Goal
Pavel Bure	1998-99	2/26/99	Detroit	Away	Osgood	Goal
Ray Whitney	1998-99	3/21/99	Anaheim	Away	Hebert	Goal
Victor Kozlov	1999-00	2/23/00	Washington	Away	Koltzig	Goal
Pavel Bure	2001-02	1/25/02	Carolina	Away	Irbe	No Goal
Pavel Bure	2001-02	2/9/02	Boston	Away	Dafoe	No Goal
Vaclav Nedorost	2003-04	12/13/03	Nashville	Away	Vokoun	No Goal
Nathan Horton	2003-04	1/8/04	Philadelphia	Away	Hackett	Goal
Gregory Campbell	2006-07	12/2/06	Atlanta	Away	Lehtonen	No Goal
Ville Peltonen	2006-07	3/3/07	Tampa Bay	Home	Denis	Goal
Bryan Allen	2006-07	4/7/07	Carolina	Away	Grahame	No Goal
Jozef Stumpel	2007-08	10/27/07	Nashville	Away	Ellis	Goal
Kamil Krepis	2007-08	12/5/07	Ottawa	Home	Emery	No Goal
Stephan Weiss	2007-08	12/7/07	NY Islanders	Home	DiPietro	No Goal
Radek Dvorak	2007-08	12/30/07	Philadelphia	Home	Nittymaki	No Goal
Nathan Horton	2007-08	2/16/08	Carolina	Away	Grahame	Goal
Michael Frolik	2008-09	1/10/09	Atlanta	Home	Lehtonen	Goal
David Booth	2008-09	1/19/09	Buffalo	Home	Miller	Goal
Radek Dvorak	2008-09	1/29/09	Montreal	Home	Price	Goal
David Booth	2008-09	3/1/09	Washington	Home	Theodore	No Goal
Shawn Matthias	2009-10	1/26/10	Montreal	Home	Halak	Goal

Penalty Shots vs. Panthers

PLAYER	YEAR	DATE	OPPONENT	HOME/AWAY	GOALTENDER	RESULT
Zigmund Palffy	1993-94	4/14/94	NY Islanders	Home	Vanbiesbrouck	No Goal
Dean McAmmond	1995-96	1/5/96	Edmonton	Away	Fitzpatrick	No Goal
Joramir Jagr	1996-97	11/9/96	Pittsburgh	Home	Fitzpatrick	No Goal
Mike Sillinger	1996-97	1/14/97	Vancouver	Away	Fitzpatrick	Goal
Mario Lemieux	1996-97	4/11/97	Pittsburgh	Home	Vanbiesbrouck	Goal
Trent Klatt	1997-98	10/1/97	Philadelphia	Away	Vanbiesbrouck	No Goal
Paul Karlya	1997-98	1/21/98	Anaheim	Away	Weekes	Goal
Derek King	1997-98	2/7/98	Toronto	Away	Vanbiesbrouck	Goal
Ted Donato	1998-99	4/12/99	Ottawa	Away	McLean	No Goal
Ferry Yake	1999-00	11/19/99	St. Louis	Away	Burke	No Goal
Claude Lapointe	1999-00	1/12/00	NY Islanders	Home	Vernon	No Goal
Magnus Arvedson	2002-03	1/22/03	Ottawa	Home	Hurme	No Goal
Michael Peca	2003-04	11/19/03	NY Islanders	Home	Luongo	No Goal
P.J. Axelsson	2003-04	1/24/04	Boston	Away	Luongo	No Goal
Alexander Korolyuk	2003-04	2/3/04	San Jose	Away	Luongo	No Goal
Miroslav Satan	2005-06	10/10/05	NY Islanders	Away	Luongo	No Goal
Erik Cole	2005-06	11/11/05	Carolina	Home	Luongo	No Goal
Marian Hossa	2005-06	12/17/05	Atlanta	Away	Luongo	No Goal
Alex Kovalev	2005-06	12/30/05	Montreal	Away	Luongo	No Goal
Matt Pettinger	2005-06	04/15/06	Washington	Home	McLennan	No Goal
Thomas Vanek	2006-07	11/10/06	Buffalo	Away	Auld	No Goal
Vincent Lecavasier	2006-07	11/22/06	Tampa Bay	Home	Auld	No Goal
Valtteri Filppula	2007-08	12/15/07	Detroit	Away	Vokoun	Goal
Pavel Datsyuk	2007-08	12/15/07	Detroit	Away	Vokoun	No Goal
Markus Naslund	2007-08	2/1/08	Vancouver	Home	Vokoun	No Goal
Martin St. Louis	2009-10	1/14/10	Tampa Bay	Away	Vokoun	No Goal

PANTHERS RECORDS: 1993-2010

Panthers Hat Tricks

YEAR	NO.	PLAYER	DATE	SCORE	GOALTENDER
1995-96	1	Johan Garpenlov	1/23/96	Panthers 5 at Washington 4	Carey
	2	Ray Sheppard	3/21/96	Panthers 3 vs. NY Islanders 2	Fichaud
1996-97	3	Ray Sheppard	11/26/96	Panthers 4 vs. Sabres 3	Hasek, Trefilov
	4	Ray Sheppard	12/22/96	Panthers 3 at NY Rangers 7	Richter
	5	Ray Sheppard	3/13/97	Panthers 5 vs. Vancouver 4	Hirsch
1997-98	6	Dave Gagner	10/4/97	Panthers 5 at Pittsburgh 3	Wregget
	7	Ray Sheppard	11/26/97	Panthers 10 vs. Boston 5	Dafoe, Carey
1998-99	8	Mark Parrish (4)	10/30/98	Panthers 7 at Chicago 3	Fitzpatrick, Hackett
	9	Pavel Bure	1/26/99	Panthers 3 at Philadelphia 3	Vanbiesbrouck
	10	Pavel Bure	3/3/99	Panthers 5 vs. Colorado 7	Roy
1999-00	11	Pavel Bure	12/8/99	Panthers 6 at Phoenix 1	Essensa, Esche
	12	Pavel Bure	12/17/99	Panthers 4 at Buffalo 2	Biron
2000-01	13	Pavel Bure (4)	1/1/00	Panthers 7 vs. Tampa Bay 5	Hodson
	14	Viktor Kozlov	1/5/00	Panthers 5 at Anaheim 1	Hebert, Roussel
	15	Pavel Bure	3/18/00	Panthers 4 at NY Islanders 2	Weekes
	16	Pavel Bure (4)	2/10/01	Panthers 7 at Atlanta 3	Hnilicka, Rhodes
	17	Pavel Bure	2/14/01	Panthers 4 vs. Phoenix 3	Esche
2005-06	18	Pavel Bure	3/11/01	Panthers 4 at NY Islanders 1	DiPietro
	19	Pavel Bure	3/17/01	Panthers 3 vs. Toronto 5	Joseph
	20	Olli Jokinen	11/25/05	Panthers 6 vs. Pittsburgh 3	Caron, Thibault
	21	Nathan Horton	12/13/05	Panthers 7 vs. Nashville 3	Finley
	22	Jonathan Sim	2/7/06	Panthers 5 at Washington 0	Kolzig
2006-07	23	Joe Nieuwendyk	4/11/06	Panthers 5 at Toronto 6	Aubin
	24	Olli Jokinen	11/16/06	Panthers 5 vs. Montreal 1	Aebischer
2007-08	25	Olli Jokinen	1/10/07	Panthers 5 vs. Pittsburgh 2	Thibault
	26	Stephen Weiss	1/13/07	Panthers 7 vs. Washington 3	Kolzig
	27	Olli Jokinen	2/27/07	Panthers 6 at Washington 5	Johnson
2007-08	28	Richard Zednik	2/5/08	Panthers 8 at Toronto 0	Raycroft, Toskala
2008-09	29	David Booth	11/9/08	Panthers 3 at Anaheim 1	Giguere
	30	David Booth	3/7/09	Panthers 5 vs. St. Louis 3	Mason
2009-10	31	Steven Reinprecht	10/30/09	Panthers 6 at Dallas 5 (SO)	Auld
	32	Stephen Weiss	12/2/09	Panthers 6 vs. Colorado 5 (SO)	Anderson
	33	Nathan Horton	12/14/09	Panthers 7 at NY Islanders 1	Rolason, Biron
	34	Radek Dvorak	1/3/10	Panthers 6 vs. Pittsburgh 2	Fleury

Hat Tricks vs. Panthers

YEAR	NO.	PLAYER	DATE	SCORE	GOALTENDER
1993-94	1	Brendan Shanahan	10/7/93	Panthers 3 at St. Louis 5	Fitzpatrick
1994-95	2	Eric Lindros	3/18/95	Panthers 3 vs. Philadelphia 4 (OT)	Vanbiesbrouck
	3	Steven Rice	3/29/95	Panthers 4 vs. Hartford 4	Vanbiesbrouck, Fitzpatrick
1995-96	4	Adam Oates (4)	12/14/95	Panthers 3 at Boston 6	Vanbiesbrouck
	5	Mario Lemieux	12/30/95	Panthers 5 at Pittsburgh 6	Vanbiesbrouck, Fitzpatrick
	6	Martin Rucinsky	1/25/96	Panthers 2 vs. Montreal 6	Vanbiesbrouck, Fitzpatrick
1997-98	7	Pat LaFontaine	2/25/96	Panthers 1 at Buffalo 6	Vanbiesbrouck
	8	Geoff Sanderson	3/2/96	Panthers 1 at Hartford 7	Vanbiesbrouck, Fitzpatrick
	9	Keith Tkachuk	12/1/97	Panthers 2 vs. Phoenix 3	Fitzpatrick
1998-99	10	Paul Kariya	1/21/98	Panthers 3 at Anaheim 8	Vanbiesbrouck, Weekes
	11	Eric Daze (4)	3/15/98	Panthers 4 vs. Chicago 8	Vanbiesbrouck, Weekes
	12	Mikael Renberg	3/21/98	Panthers 1 at Tampa Bay 5	Vanbiesbrouck
	13	Peter Forsberg	3/3/99	Panthers 5 vs. Colorado 7	Burke
1999-00	14	Anson Carter	4/7/99	Panthers 2 vs. Boston 5	McLean
	15	Steve Sullivan (4)	4/10/99	Panthers 1 at Toronto 9	Burke, McLean
	16	Nik Antropov	12/20/99	Panthers 4 vs. Toronto 6	Shtalenkov
	17	Mariusz Czerkawski	4/9/00	Panthers 2 at NY Islanders 3	Kidd
	18	Marian Hossa	11/18/00	Panthers 2 at Ottawa 5	Kidd, Luongo
2001-02	19	Scott Thornton	3/7/01	Panthers 3 vs. San Jose 3	Luongo
	20	Deron Quint	3/9/01	Panthers 6 vs. Columbus 7 (OT)	Kidd
	21	J.P. Dumont	11/12/01	Panthers 3 vs. Buffalo 5	Luongo
2002-03	22	Pascal Rheumeau (4)	1/19/02	Panthers 1 vs. Atlanta 6	Luongo, Kidd
	23	Yanic Perreault	1/21/02	Panthers 7 vs. Montreal 5	Luongo
	24	Shawn McEachern	10/12/02	Panthers 5 at Atlanta 4 (OT)	Luongo, Hurme
2003-04	25	Jaromir Jagr	1/11/03	Panthers 2 at Washington 12	Luongo, Hurme
	26	Alyn McCauley	11/1/03	Panthers 2 vs. San Jose 6	Shields
2005-06	27	Alex Tangay	1/21/04	Panthers 5 vs. Colorado 6	Luongo
	28	Brandon Bochenski	12/5/05	Panthers 3 vs. Ottawa 6	Luongo, McLennan
	29	Chris Clark	3/18/06	Panthers 4 at Washington 3	Luongo
2006-07	30	Mats Sundin	4/11/06	Panthers 5 at Toronto 6	McLennan
	31	Ilya Kovalchuk	10/24/06	Panthers 3 vs. Atlanta 6	Auld
2007-08	32	Dany Heatley	11/24/06	Panthers 4 vs. Ottawa 6	Belfour
		NO HAT-TRICKS AGAINST			
2008-09	33	Maxim Lapierre	12/29/08	Panthers 2 vs. Montreal 5	Anderson
	34	Mike Ribeiro	1/21/09	Panthers 1 vs. Dallas 4	Vokoun
2009-10	35	Alexander Ovechkin	2/15/09	Panthers 2 vs. Washington 4	Vokoun
		NO HAT TRICKS AGAINST			

PANTHERS RECORDS: 1993-2010

Panthers Shutouts

YEAR	NO.	DATE	OPPONENT	SCORE	GOALTENDER
1993-94	1	10/9/93	at Tampa Bay	2-0	John Vanbiesbrouck
	2	2/6/94	vs. Boston	3-0	Mark Fitzpatrick
1994-95	3	2/9/95	at Philadelphia	3-0	John Vanbiesbrouck
	4	2/15/95	vs. Ottawa	2-0	Mark Fitzpatrick
	5	2/28/95	at NY Rangers	0-0	John Vanbiesbrouck
	6	3/11/95	at Boston	2-0	John Vanbiesbrouck
	7	3/26/95	vs. Pittsburgh	2-0	John Vanbiesbrouck
	8	4/20/95	vs. New Jersey	1-0	Mark Fitzpatrick
1995-96	9	10/21/95	vs. Hartford	3-0	John Vanbiesbrouck
	10	3/17/96	vs. New Jersey	3-0	John Vanbiesbrouck
1996-97	11	10/12/96	vs. Hartford	6-0	John Vanbiesbrouck
	12	1/4/97	at Los Angeles	5-0	John Vanbiesbrouck
1997-98	13	11/15/97	at NY Islanders	1-0	Mark Fitzpatrick
	14	12/18/97	at Washington	4-0	John Vanbiesbrouck
	15	1/27/98	vs. Carolina	3-0	John Vanbiesbrouck
	16	1/31/98	vs. Tampa Bay	2-0	John Vanbiesbrouck
	17	3/29/98	at Chicago	4-0	John Vanbiesbrouck
1998-99	18	10/10/98	at Nashville	1-0	Kirk McLean
	19	1/16/99	vs. NY Islanders	1-0	Sean Burke
	20	2/18/99	at St. Louis	0-0	Sean Burke
	21	3/13/99	vs. Tampa Bay	1-0	Sean Burke
	22	4/12/99	at Ottawa	2-0	Kirk McLean
1999-00	23	11/27/99	vs. Atlanta	3-0	Trevor Kidd
	24	2/16/00	vs. NY Rangers	3-0	Mike Vernon
2000-01	25	10/22/00	at Minnesota	0-0	Roberto Luongo
	26	11/17/00	at Columbus	3-0	Trevor Kidd
	27	12/29/00	vs. Boston	3-0	Roberto Luongo
	28	1/15/01	vs. Dallas	2-0	Roberto Luongo
	29	2/19/01	vs. St. Louis	3-0	Roberto Luongo
	30	4/7/01	vs. NY Rangers	3-0	Roberto Luongo
2001-02	31	10/7/01	at Tampa Bay	5-0	Roberto Luongo
	32	11/7/01	vs. Pittsburgh	2-0	Roberto Luongo
	33	11/16/01	at Buffalo	2-0	Trevor Kidd
	34	11/21/01	vs. Anaheim	6-0	Roberto Luongo
	35	12/5/01	vs. Columbus	2-0	Roberto Luongo
2002-03	36	11/9/02	vs. Calgary	3-0	Jani Hurne
	37	12/6/02	at Carolina	2-0	Roberto Luongo
	38	12/20/02	at Buffalo	3-0	Roberto Luongo
	39	1/15/03	vs. Boston	3-0	Roberto Luongo
	40	1/18/03	vs. Pittsburgh	3-0	Roberto Luongo
	41	2/6/03	at Pittsburgh	6-0	Roberto Luongo
	42	2/18/03	at Montreal	3-0	Roberto Luongo
2003-04	43	11/11/03	vs. Tampa Bay	4-0	Roberto Luongo
	44	12/19/03	vs. Dallas	1-0	Roberto Luongo
	45	1/3/04	vs. Columbus	1-0	Roberto Luongo
	46	2/20/04	at Pittsburgh	2-0	Roberto Luongo
	47	2/23/04	at Boston	2-0	Roberto Luongo
	48	2/25/04	vs. Toronto	4-0	Roberto Luongo
	49	3/2/04	at Washington	1-0	Roberto Luongo
2005-06	50	10/5/05	vs. Atlanta	2-0	Roberto Luongo
	51	10/7/05	vs. Tampa Bay	2-0	Roberto Luongo
	52	1/27/06	vs. New Jersey	4-0	Roberto Luongo
	53	2/7/06	at Washington	5-0	Roberto Luongo
2006-07	54	11/28/06	at Montreal	0-1 SOL	Alex Auld
	55	2/13/07	at Montreal	1-0	Ed Belfour
2007-08	56	10/11/07	vs. New Jersey	3-0	Tomas Vokoun
	57	12/7/07	vs. NY Islanders	3-0	Tomas Vokoun
	58	12/13/07	at St. Louis	1-0	Tomas Vokoun
	59	2/5/08	at Toronto	8-0	Tomas Vokoun
	60	3/2/08	at NY Islanders	1-0	Craig Anderson
	61	3/4/08	at Boston	1-0	Craig Anderson
2008-09	62	10/18/08	vs. NY Islanders	2-0	Tomas Vokoun
	63	11/12/08	vs. Tampa Bay	4-0	Craig Anderson
	64	11/30/08	at NY Rangers	4-0	Craig Anderson
	65	12/11/08	at Edmonton	2-0	Craig Anderson
	66	12/21/08	vs. Colorado	3-0	Tomas Vokoun
	67	12/23/08	vs. Nashville	3-0	Tomas Vokoun
	68	2/12/09	at Carolina	5-0	Tomas Vokoun
	69	2/17/09	vs. New Jersey	4-0	Tomas Vokoun
	70	2/21/09	vs. Boston	2-0	Tomas Vokoun
2009-10	71	10/31/09	at St. Louis	4-0	Tomas Vokoun
	72	11/4/09	vs. Carolina	3-0	Tomas Vokoun
	73	11/12/09	at Boston SOW	1-0	Tomas Vokoun
	74	1/9/10	at Ottawa	3-0	Tomas Vokoun
	75	1/18/10	vs. Atlanta	1-0	Tomas Vokoun
	76	1/23/10	vs. Toronto	2-0	Tomas Vokoun
	77	1/31/10	vs. NY Islanders	2-0	Tomas Vokoun
	78	4/1/10	at Boston	1-0	Scott Clemmensen

PANTHERS RECORDS: 1993-2010

Shutouts vs. Panthers

YEAR	NO.	DATE	OPPONENT	SCORE	GOALTENDER
1993-94	1	11/27/93	at Hartford	4-0	Jeff Reese
1994-95	2	2/28/95	at NY Rangers	0-0	Mike Richter
	3	3/24/95	at Buffalo	3-0	Dominik Hasek
	4	4/5/95	vs. NY Rangers	5-0	Mike Richter
	5	4/14/95	at Washington	3-0	Jim Carey
	6	4/26/95	at Buffalo	5-0	Dominik Hasek
1995-96	7	10/7/95	at New Jersey	4-0	Martin Brodeur
	8	1/6/96	at Calgary	2-0	Rick Tabaracci
	9	2/24/96	vs. NY Rangers	4-0	Glenn Healy
	10	3/5/96	at St. Louis	2-0	Grant Fuhr
	11	3/27/96	at NY Rangers	3-0	Mike Richter
1996-97	12	12/3/96	at New Jersey	2-0	Martin Brodeur
	13	1/5/97	vs. Anaheim	3-0	Guy Hebert
	14	1/15/97	at Edmonton	4-0	Curtis Joseph
	15	2/15/97	at NY Islanders	1-0	Tommy Salo
	16	3/1/97	at Tampa Bay	2-0	Rick Tabaracci
	17	3/5/97	vs. Phoenix	3-0	Nikolai Khabibulin
1997-98	18	10/16/97	at Dallas	4-0	Ed Belfour
	19	10/22/97	at Montreal	3-0	Jocelyn Thibault
	20	12/20/97	at Philadelphia	2-0	Garth Snow
	21	3/13/98	vs. Edmonton	4-0	Curtis Joseph
1998-99	22	10/23/98	vs. Vancouver	5-0	Garth Snow
	23	11/14/98	at Pittsburgh	4-0	Tom Barrasso
	24	11/26/98	vs. Boston	1-0	Byron Dafeo
	25	12/23/98	vs. Washington	4-0	Olaf Kolzig
	26	1/18/99	vs. Buffalo	4-0	Dominik Hasek
	27	2/5/99	at Pittsburgh	3-0	Tom Barrasso
	28	2/13/99	at Montreal	4-0	Jeff Hackett
	29	2/18/99	at St. Louis	0-0	Jamie McLennan
	30	3/8/99	at Boston	2-0	Byron Dafeo
	31	4/5/99	vs. Washington	2-0	Olaf Kolzig
1999-00	32	10/24/99	at Philadelphia	2-0	John Vanbiesbrouck
	33	10/30/99	at Ottawa	5-0	Ron Tugnutt
	34	11/18/99	at St. Louis	3-0	Roman Turek
2000-01	35	10/22/00	at Minnesota	0-0	Jamie McLennan
	36	11/1/00	vs. NY Islanders	3-0	Wade Flaherty
	37	12/22/00	vs. New Jersey	2-0	Martin Brodeur
	38	1/17/01	at Chicago	5-0	Jocelyn Thibault
	39	1/19/01	at Buffalo	1-0	Dominik Hasek
	40	4/5/01	at Washington	3-0	Olaf Kolzig
2001-02	41	10/6/01	vs. NY Islanders	3-0	Chris Osgood
	42	10/10/01	vs. Ottawa	2-0	Jani Hurme
	43	11/17/01	at Montreal	1-0	Jose Theodore
	44	11/29/01	at Minnesota	6-0	Dwayne Roloson
	45	12/22/01	vs. St. Louis	2-0	Brent Johnson
	46	1/5/02	at San Jose	6-0	Mikha Kilpuroff
	47	1/12/02	vs. Washington	1-0	Olaf Kolzig
	48	1/16/02	vs. Chicago	3-0	Jocelyn Thibault
	49	2/12/02	at Nashville	1-0	Mike Dunham
	50	3/17/02	at Ottawa	2-0	Patrick Lalime
2002-03	51	12/7/02	vs. Edmonton	4-0	Jussi Markkanen
	52	12/27/02	vs. Dallas	4-0	Ron Tugnutt
	53	2/5/03	vs. Toronto	6-0	Ed Belfour
	54	3/8/03	vs. Buffalo	4-0	Mika Noronen
	55	3/12/03	vs. Montreal	4-0	Jose Theodore
	56	4/1/03	at Washington	3-0	Olaf Kolzig
2003-04	57	11/8/03	at St. Louis	2-0	Chris Osgood
	58	12/3/03	vs. Ottawa	4-0	Martin Prusek
	59	2/3/04	at San Jose	3-0	Evgeni Nabokov
	60	3/9/04	at Toronto	5-0	Ed Belfour
2005-06	61	3/27/04	vs. Atlanta	3-0	Kari Lehtonen
	62	10/17/05	at NY Rangers	4-0	Henrik Lundqvist
	63	11/5/05	at Carolina	2-0	Martin Gerber
	64	11/1/05	vs. Carolina	1-0	Martin Gerber
	65	1/3/06	at New Jersey	3-0	Martin Brodeur
	66	1/7/06	at NY Rangers	4-0	Henrik Lundqvist
	67	1/21/06	at Anaheim	1-0	Jean-Sebastian Giguere
	68	3/2/06	vs. Montreal	1-0	Cristobal Huet
	69	3/15/06	vs. Philadelphia	4-0	Robert Esche
2006-07	70	10/7/06	at Atlanta	6-0	Kari Lehtonen
	71	10/26/06	at New Jersey	2-0	Martin Brodeur
	72	11/25/06	at Atlanta	1-0	Kari Lehtonen
	73	11/28/06	at Montreal	1-0 SOL	Cristobal Huet
	74	11/30/06	at Ottawa	6-0	Ray Emery
	75	1/30/07	at Pittsburgh	3-0	Marc-Andre Fleury
	76	2/3/07	vs. Los Angeles	7-0	Sean Burke
	77	2/14/07	at Ottawa	4-0	Martin Gerber
	78	4/3/07	at Washington	1-0	Olaf Kolzig
	79	12/30/07	vs. Philadelphia	1-0	Antero Niittymaki
2007-08	80	1/5/08	at Pittsburgh	3-0	Ty Conklin
	81	1/30/08	vs. Buffalo	1-0	Ryan Miller
	82	2/24/08	at NY Rangers	5-0	Henrik Lundqvist
	83	3/29/08	vs. Washington	3-0	Cristobal Huet
2008-09	84	10/25/08	at St. Louis	4-0	Ben Bishop
	85	12/6/08	vs. Boston	4-0	Manny Fernandez
	86	3/17/09	vs. Washington	3-0	Jose Theodore
2009-10	87	10/3/09	vs. Chicago	4-0	Antti Niemi
	88	11/12/09	at Boston	0-1 SOW	Tim Thomas
	89	12/9/09	at Columbus	3-0	Steve Mason
	90	1/7/10	at Montreal	2-0	Jaroslav Halak
	91	1/20/10	at New Jersey	2-0	Martin Brodeur
	92	2/1/10	vs. Anaheim	3-0	Jonas Hiller
	93	2/11/10	vs. Vancouver	3-0	Roberto Luongo
	94	3/11/10	at Colorado	3-0	Craig Anderson

PANTHERS RECORDS: 1993-2010

Panthers Overtime Games

1993-94

DATE	OPPONENT	RESULT	OT-WINNER
10/6	at Chicago	4-4 Tie	
10/17	vs. Tampa Bay	3-3 Tie	
10/19	vs. Los Angeles	2-2 Tie	
10/21	vs. Toronto	4-3 Loss	Pearson (2:17)
10/30	vs. Tampa Bay	2-1 Win	Lowry (4:56)
11/23	vs. Hartford	2-1 Loss	Kron (3:55)
12/2	vs. Buffalo	2-1 Win	Belanger (:23)
12/12	at Dallas	4-4 Tie	
12/15	vs. Montreal	3-3 Tie	
12/19	vs. Boston	2-1 Loss	Juneau (1:55)
12/28	at Washington	3-3 Tie	
1/8	at Boston	2-2 Tie	
1/13	at Pittsburgh	2-2 Tie	
1/26	at Tampa Bay	1-1 Tie	
1/28	vs. San Jose	3-3 Tie	
2/10	at Philadelphia	4-3 Loss	Lindros (:50)
2/20	vs. Detroit	4-3 Loss	Fedorov (4:26)
3/18	vs. Edmonton	4-4 Tie	
3/21	vs. New Jersey	3-3 Tie	
3/23	vs. Toronto @ Ham.	1-1 Tie	

1994-95

DATE	OPPONENT	RESULT	OT-WINNER
2/2	vs. Montreal	1-1 Tie	
2/28	at NY Rangers	0-0 Tie	
3/2	at Philadelphia	2-2 Tie	
3/14	vs. Buffalo	2-1 Loss	Khmylev (:54)
3/18	vs. Philadelphia	4-3 Loss	Lindros (2:13)
3/20	at Quebec	5-4 Loss	Nolan (2:33)
3/29	vs. Hartford	4-4 Tie	
4/8	at NY Islanders	2-2 Tie	
4/30	vs. Washington	2-2 Tie	

1995-96

DATE	OPPONENT	RESULT	OT-WINNER
10/31	vs. NY Islanders	5-4 Loss	Sweeney (3:56)
11/16	vs. Vancouver	2-2 Tie	
11/29	vs. Philadelphia	2-1 Loss	Haller (4:30)
12/7	vs. Anaheim	3-3 Tie	
1/10	at Colorado	4-4 Tie	
1/12	at Dallas	6-6 Tie	
1/22	at Philadelphia	1-1 Tie	
2/1	at Boston	2-2 Tie	
2/11	vs. St. Louis	2-2 Tie	
2/16	vs. Colorado	3-2 Loss	Keane (:55)
2/29	vs. Washington	2-2 Tie	
3/13	at NY Rangers	3-3 Tie	
4/12	at NY Islanders	1-1 Tie	

1996-97

DATE	OPPONENT	RESULT	OT-WINNER
10/8	vs. NY Rangers	1-1 Tie	
10/16	at San Jose	3-3 Tie	
10/20	at Phoenix	1-1 Tie	
10/29	at NY Rangers	1-1 Tie	
11/11	at Buffalo	3-2 Loss	Audette (4:01)
11/15	vs. NY Islanders	3-3 Tie	
11/22	at Dallas	2-1 Win	Hull (4:55)
11/29	vs. Hartford	1-1 Tie	
12/8	vs. Dallas	1-1 Tie	
12/23	at NY Islanders	4-3 Win	Sheppard (1:46)
12/26	at Tampa Bay	3-3 Tie	
12/28	at Washington	1-1 Tie	
1/14	at Vancouver	4-4 Tie	
1/22	at Hartford	2-1 Loss	Kron (4:46)
2/3	at Montreal	2-2 Tie	
2/6	at Buffalo	1-1 Tie	
2/7	at New Jersey	2-2 Tie	
2/15	at NY Islanders	1-0 Loss	Lapointe (2:46)
2/20	vs. New Jersey	2-2 Tie	
2/22	vs. Philadelphia	4-3 Loss	Lindros (4:03)
2/25	vs. San Jose	2-2 Tie	
2/27	vs. St. Louis	3-2 Win	Niedermayer
3/15	vs. Toronto	3-3 Tie	
3/20	at Ottawa	2-2 Tie	
3/29	vs. Tampa Bay	1-1 Tie	
4/6	at Washington	3-3 Tie	

1997-98

DATE	OPPONENT	RESULT	OT-WINNER
10/13	vs. NY Islanders	2-2 Tie	
10/23	at Ottawa	2-2 Tie	
10/28	vs. Los Angeles	2-2 Tie	
11/1	vs. Buffalo	4-3 Loss	Ward (1:14)
11/12	vs. NY Islanders	2-2 Tie	
11/22	at New Jersey	2-1 Win	Jovanovski (4:08)
11/30	at NY Rangers	1-1 Tie	
12/5	at Washington	3-2 Loss	Toms (3:32)
12/30	vs. San Jose	2-2 Tie	
1/1	vs. New Jersey	2-1 Win	Niedermayer
(1:53)			
1/2	at Tampa Bay	2-2 Tie	
1/4	vs. Anaheim	3-3 Tie	
1/9	at Calgary	3-3 Tie	
1/10	at Vancouver	2-2 Tie	
1/24	at San Jose	1-1 Tie	
2/3	vs. Detroit	1-1 Tie	
3/28	at Boston	3-2 Win	Lindsay (3:14)
4/11	at Pittsburgh	3-3 Tie	
4/12	at New Jersey	5-5 Tie	
4/18	at Tampa Bay	2-2 Tie	

1998-99

DATE	OPPONENT	RESULT	OT-WINNER
10/16	at Buffalo	2-2 Tie	
10/21	vs. Los Angeles	1-1 Tie	
10/24	at Washington	2-2 Tie	
11/19	at Boston	5-5 Tie	
11/21	at New Jersey	3-3 Tie	
11/22	vs. Philadelphia	2-1 Loss	Jones (:26)
12/1	at NY Rangers	5-4 Loss	Graves (2:10)
12/5	vs. Carolina	3-3 Tie	
1/1	vs. Carolina	3-3 Tie	
1/5	at Phoenix	2-2 Tie	
1/6	at Colorado	2-2 Tie	
1/8	at Vancouver	1-1 Tie	
1/13	vs. Toronto	3-3 Tie	
1/26	at Philadelphia	3-3 Tie	
2/6	at Carolina	3-3 Tie	
2/15	vs. San Jose	2-2 Tie	
2/18	at St. Louis	0-0 Tie	
2/26	at Detroit	5-5 Tie	
3/6	vs. Carolina	2-2 Tie	
3/28	vs. New Jersey	2-2 Tie	
4/14	vs. Montreal	3-2 Win	Nilson (4:05)

1999-00

DATE	OPPONENT	RESULT	OT-WINNER
10/9	vs. Detroit	2-2 Tie	
10/16	vs. Anaheim	3-2 Win	Spacek (1:26)
10/22	vs. Calgary	3-2 Loss	Morris (:20)
10/29	at Buffalo	3-2 Loss	Sanderson (4:54)
11/3	at Edmonton	2-2 Tie	
11/20	vs. Pittsburgh	2-1 Win	Wilson (2:57)
12/22	vs. Atlanta	3-3 Tie	
12/26	at Carolina	4-3 Loss	Pratt (:27)
1/21	at Atlanta	3-3 Tie	
1/22	vs. Boston	4-3 Win	Bure (1:31)
2/23	at Washington	3-2 Loss	Simon (:55)
2/26	vs. Carolina	2-1 Loss	O'Neill (2:28)
3/4	vs. St. Louis	1-1 Tie	
4/1	vs. Tampa Bay	3-3 Tie	
4/8	at New Jersey	2-1 Loss	Arnott (:47)

2000-01

DATE	OPPONENT	RESULT	OT-WINNER
10/6	vs. Vancouver	4-3 Loss	Jovanovski (2:20)
10/13	vs. Carolina	2-2 Tie	
10/18	at Phoenix	2-1 Loss	Juneau (1:15)
10/22	at Minnesota	0-0 Tie	
10/27	at Nashville	3-3 Tie	
10/30	at New Jersey	6-5 Loss	Holik (1:55)
11/10	vs. Calgary	3-3 Tie	
11/25	vs. Tampa Bay	2-1 Win	Bure (2:47)
11/29	vs. Carolina	2-1 Loss	Battaglia (1:41)
12/4	at Toronto	4-4 Tie	
12/8	at Atlanta	4-3 Loss	Ferraro (:22)
12/13	at Detroit	3-3 Tie	
12/20	vs. Pittsburgh	2-2 Tie	

PANTHERS RECORDS: 1993-2010

Panthers Overtime Games

2000-01 (continued)

DATE	OPPONENT	RESULT	OT-WINNER
1/3	at Anaheim	3-2 Loss	Tenkkrat (4:01)
1/12	vs. Carolina	2-2 Tie	
1/26	vs. Ottawa	5-4 Loss	Hossa (2:54)
1/27	vs. Tampa Bay	2-1 Win	Bure (:59)
2/21	at Pittsburgh	3-2 Loss	Lemieux (2:10)
3/3	at Atlanta	2-2 Tie	
3/7	vs. San Jose	3-3 Tie	
3/9	vs. Columbus	7-6 Loss	Kron (:43)
3/14	vs. Edmonton	2-2 Tie	
3/20	at Montreal	3-3 Tie	
3/28	vs. Montreal	2-2 Tie	

2001-02

DATE	OPPONENT	RESULT	OT-WINNER
10/16	at Vancouver	2-2 Tie	
10/24	vs. Washington	4-3 Loss	Bondra (:45)
10/28	at Pittsburgh	2-2 Tie	
11/10	vs. Philadelphia	3-2 Loss	LeClair (4:17)
11/17	at Montreal	1-0 Loss	Dykhuys (3:55)
12/26	at Atlanta	3-3 Tie	
1/25	at Carolina	1-1 Tie	
2/4	vs. NY Islanders	6-6 Tie	
2/27	vs. Detroit	3-2 Loss	Hull (4:11)
3/5	at Pittsburgh	6-5 Loss	Kovalev (3:23)
3/9	vs. Nashville	2-2 Tie	
3/13	vs. Calgary	3-3 Tie	
4/6	at Toronto	2-2 Tie	
4/8	at Philadelphia	4-4 Tie	
4/10	at Atlanta	4-4 Tie	
4/14	vs. Tampa Bay	3-2 Loss	Lecavalier (:17)

2002-03

DATE	OPPONENT	RESULT	OT-WINNER
10/10	vs. Tampa Bay	4-3 Loss	Prospal (3:34)
10/12	at Atlanta	5-4 Win	Jokinen (4:49)
10/26	vs. Washington	1-1 Tie	
10/30	at Dallas	3-2 Win	V. Bure (3:21)
11/6	vs. Pittsburgh	4-3 Win	V. Bure (2:19)
11/7	at Washington	2-1 Loss	Jagr (3:56)
11/11	vs. Chicago	2-2 Tie	
11/13	at Philadelphia	2-2 Tie	
11/14	at Ottawa	3-2 Loss	White (3:00)
11/19	at Atlanta	4-3 Loss	McEachern (3:23)
11/20	vs. NY Islanders	3-3 Tie	
11/22	at Phoenix	3-3 Tie	
11/24	at Anaheim	4-4 Tie	
12/13	vs. NY Islanders	3-3 Tie	
12/18	vs. Toronto	2-2 Tie	
12/21	at Boston	3-3 Tie	
12/23	vs. Nashville	3-2 Loss	Legwand (:48)
12/28	vs. NY Rangers	2-1 Loss	Kasparaitis (:56)
12/30	at NY Islanders	2-1 Loss	Hamrik (4:03)
1/8	vs. Detroit	2-1 Loss	Hull (1:34)
1/25	vs. Carolina	3-2 Win	Weiss (3:40)
1/30	at Detroit	2-2 Tie	
2/8	vs. Tampa Bay	4-4 Tie	
2/14	vs. Boston	6-5 Loss	Rolston (:27)
2/24	vs. Buffalo	2-2 Tie	
3/29	at Tampa Bay	1-1 Tie	

2003-04

DATE	OPPONENT	RESULT	OT-WINNER
10/11	vs. Boston	1-1 Tie	
10/13	at Carolina	2-2 Tie	
11/22	at Washington	3-2 Win	Weiss (1:43)
11/26	vs. NY Rangers	3-3 Tie	
11/29	at Montreal	1-1 Tie	
12/6	vs. Atlanta	4-3 Loss	Kozlov (2:57)
12/10	vs. Boston	1-1 Tie	
12/13	at Nashville	2-2 Tie	
12/17	vs. Washington	2-2 Tie	
12/22	at Ottawa	3-2 Loss	White (1:34)
12/29	vs. Toronto	4-4 Tie	
12/31	at Tampa Bay	2-2 Tie	
1/8	at Philadelphia	4-3 Win	V. Bure (2:56)
1/11	at Vancouver	2-2 Tie	
1/19	vs. St. Louis	2-1 Loss	Demitra (:48)
1/28	vs. Philadelphia	3-3 Tie	

2003-04 (continued)

DATE	OPPONENT	RESULT	OT-WINNER
2/4	at Phoenix	5-4 Win	Jokinen (3:22)
2/18	at Buffalo	1-1 Tie	
2/21	at Washington	2-2 Tie	
2/29	at Chicago	2-2 Tie	
3/11	at Montreal	3-2 Win	Jokinen (1:29)
3/13	vs. NY Rangers	3-2 Win	Jokinen (2:54)
3/23	vs. New Jersey	4-3 Loss	Niedermayer(3:55)
4/4	vs. Carolina	6-6 Tie	

2005-06

DATE	OPPONENT	RESULT	OT-WINNER
10/25/05at	Pittsburgh	4-3 Win	Weiss (:53)
10/27/05at	Philadelphia	5-4 Loss	Pitkanen (1:13)
11/1/05	at Montreal	5-4 Loss	Ryder (3:19)
11/9/05	vs. NY Rangers	4-3 SO Loss	Pruha (SO)
11/15/05at	Montreal	4-3 Loss	Koivu (4:56)
12/3/05	vs. Chicago	4-3 Win	Jokinen (3:57)
12/15/05vs.	Detroit	3-2 Win	Jokinen (1:36)
12/26/05vs.	Philadelphia	3-2 SO Loss	Handzus (SO)
1/4/06	at NY Islanders	4-3 Loss	Parrish (2:15)
1/8/06	at Washington	4-3 SO Win	Nieuwendyk (SO)
1/14/06	vs. Columbus	5-4 Loss	Vyborny (4:48)
1/24/06	at Tampa Bay	3-2 Win	Jokinen (3:15)
1/25/06	vs. Carolina	4-3 SO Loss	Cole (SO)
3/6/06	at Atlanta	4-3 SO Loss	Kozlov (SO)
3/11/06	vs. Carolina	4-3 Win	Kwiatkowski (1:14)
3/18/06	at Washington	4-3 SO Win	Nieuwendyk (SO)
3/20/06	vs. Tampa Bay	6-5 Win	Jokinen (3:16)
3/24/06	vs. NY Rangers	3-2 SO Win	Jokinen (SO)
3/27/06	at Boston	4-3 SO Win	Jokinen (SO)
4/11/06	at Toronto	6-5 Loss	Kaberle (4:49)
4/13/06	at Ottawa	5-4 Win	Nieuwendyk (3:30)
4/15/06	vs. Washington	2-1 SO Loss	Pettinger (SO)
4/18/06	vs. Atlanta	2-1 Win	Van Ryn (1:34)

2006-07

DATE	OPPONENT	RESULT	OT-WINNER
10/9/06	at Toronto	2-1 SO Loss	Tucker (SO)
10/29/06at	NY Islanders	4-3 SO Loss	Hilbert (SO)
11/8/06	vs. NY Rangers	4-3 SO Loss	Nylander (SO)
11/10/06at	Buffalo	5-4 Loss	Vanek (:19)
11/28/06at	Montreal	1-0 SO Loss	Koivu (SO)
12/9/06	at NY Islanders	5-4 SO Loss	Satan (SO)
12/23/06vs.	Carolina	3-2 Loss	Cole (1:59)
1/4/07	at Calgary	5-4 Loss	Gordano (4:30)
1/7/07	at Vancouver	4-3 SO Loss	Green (SO)
1/16/07	vs. Carolina	3-2 Loss	Williams (1:47)
2/6/07	at Colorado	5-4 Loss	Sakic (:25)
2/17/07	vs. Tampa Bay	5-4 Win	Horton (:29)
2/20/07	at Tampa Bay	3-2 SO Loss	St. Louis (SO)
2/22/07	vs. Pittsburgh	2-1 Loss	Armstrong (2:39)
2/27/07	at Washington	6-5 SO Win	Peltonen (SO)
3/1/07	vs. Dallas	2-1 Win	Jokinen (2:11)
3/24/07	vs. New Jersey	4-3 SO Loss	Zajac (SO)
3/28/07	vs. Atlanta	3-2 SO Win	Stumpel (SO)
3/30/07	vs. Washington	3-2 Win	Gelinas (2:01)
4/1/07	vs. Carolina	4-3 Loss	Whitney (1:30)
4/7/07	at Carolina	5-4 Loss	Brind'Amour (4:36)

2007-08

DATE	OPPONENT	RESULT	OT-WINNER
10/16/07	at Montreal	2-1 SO Win	Stumpel (SO)
11/13/07	at Atlanta	3-2 Loss	Kovalchuk (:25)
11/23/07	vs. NY Rangers	3-2 SO Win	Jokinen (SO)
11/28/07	at Washington	2-1 SO Win	Weiss (SO)
12/11/07	vs. Calgary	2-1 SO Loss	Huselius (SO)
12/22/07	vs. Toronto	2-1 Loss	Kubina (:34)
1/3/08	at NY Islanders	4-3 Win	Cullimore (1:33)
1/10/08	at Atlanta	3-2 SO Win	Jokinen (SO)
1/13/08	vs. Colorado	4-3 SO Loss	Hejduk (SO)
1/24/08	vs. Edmonton	4-3 SO Loss	Horcoff (SO)
2/1/08	vs. Vancouver	4-3 SO Win	Horton (SO)
2/13/08	vs. Montreal	2-1 Loss	Kovalev (1:43)
2/21/08	vs. Boston	5-4 SO Loss	Sturm (SO)
2/23/08	at Philadelphia	2-1 Win	Jokinen (3:44)
2/27/08	vs. Toronto	4-3 SO Loss	Kaberle (SO)
3/4/08	at Boston	1-0 Win	Horton (:22)
3/8/08	vs. Atlanta	3-2 Win	Horton (4:37)
3/20/08	vs. Carolina	2-1 SO Loss	Samsanov (SO)

PANTHERS RECORDS: 1993-2010

2008-09

DATE	OPPONENT	RESULT	OT-WINNER
10/11/08	vs. Atlanta	3-2 Win	Booth (3:54)
11/1/08	at Nashville	3-2 SO Loss	Erat (SO)
11/18/08	at Tampa Bay	4-3 SO Win	Horton (SO)
11/26/08	vs. New Jersey	3-2 Loss	Oduya (4:04)
11/28/08	vs. NY Rangers	4-3 SO Loss	Zherdev (SO)
12/8/08	at Ottawa	4-3 Win	Weiss (4:50)
12/12/08	at Calgary	3-2 SO Win	Weiss (SO)
12/18/08	at Carolina	2-1 Loss	Corvo (4:16)
12/26/08	vs. Tampa Bay	4-3 SO Loss	Malone (SO)
1/4/09	at Montreal	6-5 SO Loss	Markov (SO)
1/16/09	vs. Philadelphia	3-2 SO Loss	Gagne (SO)
1/19/09	vs. Buffalo	3-2 SO Loss	Kotalik (SO)
2/3/09	at Toronto	4-3 Win	McCabe (3:30)
2/10/09	vs. Toronto	5-4 Win	Zednik (1:08)
2/13/09	vs. NY Rangers	2-1 SO Win	Zednik (SO)
3/10/09	at Pittsburgh	4-3 SO Loss	Letang (SO)
3/14/09	vs. Tampa Bay	4-3 SO Loss	Stamkos (SO)
3/23/09	vs. Carolina	3-2 Loss	Whitney (1:37)

2009-10

DATE	OPPONENT	RESULT	OT-WINNER
10/2	at Chicago	4-3 SO Win	Koistinen (SO)
10/23	at Pittsburgh	3-2 SO Loss	Crosby (SO)
10/30	at Dallas	6-5 SO Win	Olesz (SO)
11/12	at Boston	1-0 SO Win	Stillman (SO)
11/14	vs. NY Islanders	5-4 SO Win	Horton (SO)
11/16	vs. Los Angeles	4-3 SO Loss	Johnson (SO)
11/20	at Detroit	2-1 OT Win	McCabe (4:40)
11/23	vs. Pittsburgh	3-2 OT Loss	Crosby (3:07)
11/25	vs. NY Rangers	2-1 SO Loss	Parenteau (SO)
12/2	vs. Colorado	6-5 SO Win	Weiss (SO)
12/5	vs. Atlanta	2-1 SO Loss	Peverley (SO)
12/7	vs. Edmonton	3-2 SO Loss	Horcoff (SO)
12/12	at Pittsburgh	3-2 OT Loss	Malkin (3:37)
1/13	vs. Washington	5-4 SO Loss	Fleischmann (SO)
1/21	at NY Islanders	2-1 SO Loss	Schremp (SO)
2/13	vs. Boston	3-2 SO Loss	Recchi (SO)
3/9	at Minnesota	3-2 SO Win	Stillman (SO)
3/13	at San Jose	3-2 OT Win	Allen (2:46)
3/18	vs. Phoenix	4-3 SO Loss	Vrbata (SO)
3/22	vs. Nashville	3-2 OT Loss	Bouillon (1:00)
4/10	at Tampa Bay	4-3 SO Loss	Stamkos (SO)

PANTHERS RECORDS: 1993-2010

Panthers Coaching Records

YEAR	COACH	GC	W	L	T	OTL	PTS	PCT.	FINISH	PLAYOFFS
1993-94	Roger Neilson	84	33	34	17	-	83	.494	5th Atl.	Did Not Qualify
1994-95	Roger Neilson	48	20	22	6	-	46	.479	5th Atl.	Did Not Qualify
1995-96	Doug MacLean	82	41	31	10	-	92	.561	3rd Atl.	Eastern Conference Champions
1996-97	Doug MacLean	82	35	28	19	-	89	.543	3rd Atl.	Lost Eastern Conf.
Quarterfinals										
1997-98	Doug MacLean	23	7	12	4	-	18	.391	-	-
	Bryan Murray	59	17	31	11	-	45	.381	6th Atl.	Did Not Qualify
1998-99	Terry Murray	82	30	34	18	-	78	.476	2nd SE	Did Not Qualify
1999-00	Terry Murray	82	43	27	6	6	98	.598	2nd SE	Lost Eastern Conf.
Quarterfinals										
2000-01	Terry Murray	36	6	18	7	5	24	.333	-	-
	Duane Sutter	46	16	20	6	4	42	.457	3rd SE	Did Not Qualify
2001-02	Duane Sutter	26	6	15	2	3	17	.327	-	-
	Mike Keenan	56	16	29	8	3	43	.384	4th SE	Did Not Qualify
2002-03	Mike Keenan	82	24	36	13	9	70	.427	4th SE	Did Not Qualify
2003-04	Mike Keenan	15	5	8	2	0	12	.400	-	-
	Rick Dudley	40	13	15	9	3	38	.475	-	-
	John Torchetti	27	10	12	4	1	25	.463	4th SE	Did Not Qualify
2005-06	Jacques Martin	82	37	34	-	11	85	.518	4th SE	Did Not Qualify
2006-07	Jacques Martin	82	35	31	-	16	86	.530	4th SE	Did Not Qualify
2007-08	Jacques Martin	82	38	35	-	9	85	.521	3rd SE	Did Not Qualify
2008-09	Peter DeBoer	82	41	30	-	11	93	.567	3rd SE	Did Not Qualify
2009-10	Peter DeBoer	82	32	37	-	13	77	.470	5th SE	Did Not Qualify

Panthers General Managers

YEAR	GEN. MNGR.	GM	W	L	T	OTL	PTS	PCT.	FINISH	PLAYOFFS
1993-94	Bob Clarke	84	33	34	17	-	83	.494	5th Atl.	Did Not Qualify
1994-95	Bryan Murray	48	20	22	6	-	46	.479	5th Atl.	Did Not Qualify
1995-96	Bryan Murray	82	41	31	10	-	92	.561	3rd Atl.	Eastern Conference Champions
1996-97	Bryan Murray	82	35	28	19	-	89	.543	3rd Atl.	Lost Eastern Conf.
Quarterfinals										
1997-98	Bryan Murray	82	24	43	15	-	63	.384	6th Atl.	Did Not Qualify
1998-99	Bryan Murray	82	30	34	18	-	78	.476	2nd SE	Did Not Qualify
1999-00	Bryan Murray	82	43	27	6	6	98	.598	2nd SE	Lost Eastern Conf.
Quarterfinals										
2000-01	Bryan Murray	36	6	18	7	5	24	.333	-	-
	Bill Torrey	46	16	20	6	4	42	.457	3rd SE	Did Not Qualify
2001-02	Bill Torrey	26	6	15	2	3	17	.327	-	-
	Chuck Fletcher	56	16	29	8	3	43	.384	4th SE	Did Not Qualify
2002-03	Rick Dudley	82	24	36	13	9	70	.427	4th SE	Did Not Qualify
2003-04	Rick Dudley	82	28	35	15	4	75	.457	4th SE	Did Not Qualify
2005-06	Mike Keenan	82	37	34	-	11	85	.518	4th SE	Did Not Qualify
2006-07	Jacques Martin	82	35	31	-	16	86	.530	4th SE	Did Not Qualify
2007-08	Jacques Martin	82	38	35	-	9	85	.521	3rd SE	Did Not Qualify
2008-09	Jacques Martin	82	41	30	-	11	93	.567	3rd SE	Did Not Qualify
2009-10	Randy Sexton	82	32	37	-	13	77	.470	5th SE	Did Not Qualify

PANTHERS ALL-TIME LEADERS

Most Games Played

SEASON

Bill Lindsay	84	1993-94
Gord Murphy	84	1993-94
Tom Fitzgerald	83	1993-94
Keith Ballard	82	2009-10
Micahel Frolik	82	2009-10
Bryan McCabe	82	2009-10
Steven Reinprecht	82	2009-10
Keith Ballard	82	2008-09
Jay Bouwmeester	82	2008-09
Jay Bouwmeester	82	2007-08
Nathan Horton	82	2007-08
Olli Jokinen	82	2007-08
Bryan Allen	82	2006-07
Jay Bouwmeester	82	2006-07
Olli Jokinen	82	2006-07
Martin Gelinás	82	2006-07
Nathan Horton	82	2006-07
Ruslan Salei	82	2006-07
Jay Bouwmeester	82	2005-06

Martin Gelinás	82	2005-06
Olli Jokinen	82	2005-06
Olli Jokinen	82	2003-04
Lyle Odelein	82	2003-04
Jay Bouwmeester	82	2002-03
Marcus Nilson	82	2002-03
Ivan Majesky	82	2002-03
Robert Svehla	82	2001-02
Pavel Bure	82	2000-01
Robert Svehla	82	2000-01
Todd Simpson	82	1999-00
Jaroslav Spacek	82	1999-00
Robert Svehla	82	1999-00
Radek Dvorak	82	1998-99
Bill Lindsay	82	1997-98
Scott Mellanby	82	1996-97
Robert Svehla	82	1996-97
Tom Fitzgerald	82	1995-96
Johan Garpenlov	82	1995-96
Rob Niedermayer	82	1995-96

CAREER

Robert Svehla	573
Olli Jokinen	567
Radek Dvorak	560
Scott Mellanby	552
Paul Laus	530
Rob Niedermayer	518
Bill Lindsay	506
Stephen Weiss	481
Jay Bouwmeester	471
Nathan Horton	422
Viktor Kozlov	414
Gord Murphy	410
Gregory Campbell	363
Tom Fitzgerald	353
Peter Worrell	342
Marcus Nilson	327
Roberto Luongo	317
Rostislav Olesz	305
Jody Hull	281

Most Goals

SEASON

Pavel Bure	59	2000-01
Pavel Bure	58	1999-00
Olli Jokinen	39	2006-07
Olli Jokinen	38	2005-06
Olli Jokinen	36	2002-03
Olli Jokinen	34	2007-08
Ray Whitney	32	1997-98
Scott Mellanby	32	1995-96
David Booth	31	2008-09
Nathan Horton	31	2006-07

Scott Mellanby	30	1993-94
Ray Whitney	29	1999-00
Ray Sheppard	29	1996-97
Steven Weiss	28	2009-10
Nathan Horton	28	2005-06
Nathan Horton	27	2007-08
Scott Mellanby	27	1996-97

Pavel Bure	152
Nathan Horton	142
Radek Dvorak	106
Stephen Weiss	103
Viktor Kozlov	101
Rob Niedermayer	101
Ray Whitney	97
Bill Lindsay	67
David Booth	64
Robert Svehla	61
Ray Sheppard	61

CAREER

Olli Jokinen	188
Scott Mellanby	157

Most Assists

SEASON

Viktor Kozlov	53	1999-00
Olli Jokinen	52	2006-07
Olli Jokinen	51	2005-06
Robert Svehla	49	1995-96
Stephen Weiss	47	2008-09
Ray Whitney	42	1999-00
Jay Bouwmeester	40	2005-06
Robert Svehla	40	1999-00
Ray Whitney	38	1998-99
Scott Mellanby	38	1995-96
Nathan Horton	37	2009-10

Olli Jokinen	37	2007-08
Pavel Bure	36	1999-00
Nathan Horton	35	2007-08
Viktor Kozlov	35	1998-99
Rob Niedermayer	35	1995-96
Jozef Stempel	34	2006-07
Viktor Kozlov	34	2002-03
Robert Svehla	34	1997-98

Scott Mellanby	197
Viktor Kozlov	190
Stephen Weiss	181
Rob Niedermayer	165
Nathan Horton	153
Jay Bouwmeester	150
Radek Dvorak	141
Ray Whitney	130
Gord Murphy	100
Pavel Bure	99
Bill Lindsay	98
Jozef Stempel	84
Mike Van Ryn	80

CAREER

Olli Jokinen	231
Robert Svehla	229

Most Points

SEASON

Pavel Bure	94	1999-00
Pavel Bure	92	2000-01
Olli Jokinen	91	2006-07
Olli Jokinen	89	2005-06
Ray Whitney	71	1999-00
Olli Jokinen	71	2007-08
Viktor Kozlov	70	1999-00
Scott Mellanby	70	1995-96
Olli Jokinen	65	2002-03
Ray Whitney	64	1998-99

Nathan Horton	62	2007-08
Nathan Horton	62	2006-07
Stephen Weiss	61	2008-09
Ray Whitney	61	1997-98
Rob Niedermayer	61	1995-96
Stephen Weiss	60	2009-10
David Booth	60	2008-09
Ray Sheppard	60	1996-97
Scott Mellanby	60	1993-94

Scott Mellanby	354
Nathan Horton	295
Viktor Kozlov	291
Robert Svehla	290
Stephen Weiss	284
Rob Niedermayer	266
Pavel Bure	251
Radek Dvorak	247
Ray Whitney	227
Jay Bouwmeester	203
Bill Lindsay	165
Gord Murphy	142

CAREER

Olli Jokinen	419
--------------	-----

PANTHERS ALL-TIME LEADERS

Most Penalty Minutes

SEASON

Peter Worrell.....	354	- 2001-02
Paul Laus.....	313	- 1996-97
Pavel Bure.....	293	- 1997-98
Peter Worrell.....	258	- 1998-99
Brad Ference.....	254	- 2001-02
Peter Worrell.....	248	- 2000-01
Pavel Laus.....	236	- 1995-96

Paul Laus.....	218	- 1998-99
Todd Simpson.....	202	- 1999-00
Peter Worrell.....	193	- 2002-03

CAREER

Paul Laus.....	1702
Peter Worrell.....	1375
Scott Mellanby.....	953

Bill Lindsay.....	609
Robert Svehla.....	603
Olli Jokinen.....	597
Ed Jovanovski.....	549
Rob Niedermayer.....	435
Brad Ference.....	432
Brian Skrudland.....	401
Nathan Horton.....	382

Most Power-Play Goals

SEASON

Pavel Bure.....	19	- 2000-01
Scott Mellanby.....	19	- 1995-96
Olli Jokinen.....	18	- 2007-08
Scott Mellanby.....	17	- 1993-94
Olli Jokinen.....	14	- 2005-06
Olli Jokinen.....	13	- 2002-03
Ray Sheppard.....	13	- 1996-97
Stephen Weiss.....	12	- 2009-10
Ray Whitney.....	12	- 1997-98
Pavel Bure.....	11	- 1999-00
David Booth.....	11	- 2008-09
Rob Niedermayer.....	11	- 1995-96
Jesse Belanger.....	11	- 1993-94

Stephen Weiss.....	10	- 2006-07
Jay Bouwmeester.....	9	- 2008-09
Nathan Horton.....	9	- 2007-08
Olli Jokinen.....	9	- 2006-07
Pavel Bure.....	9	- 2001-02
Scott Mellanby.....	9	- 1996-97
Gord Murphy.....	9	- 1993-94

CAREER

Scott Mellanby.....	66
Olli Jokinen.....	65
Pavel Bure.....	44
Stephen Weiss.....	39
Nathan Horton.....	37

Viktor Kozlov.....	36
Rob Niedermayer.....	33
Ray Whitney.....	29
Robert Svehla.....	26
Ray Sheppard.....	25
Jesse Belanger.....	24
Gord Murphy.....	23
Jay Bouwmeester.....	18
Stu Barnes.....	16

Most Short-Handed Goals

SEASON

Tom Fitzgerald.....	6	- 1995-96
Pavel Bure.....	5	- 2000-01
Radek Dvorak.....	4	- 2008-09
Radek Dvorak.....	4	- 1998-99
Radek Dvorak.....	3	- 2009-10
Radek Dvorak.....	3	- 1997-98
Olli Jokinen.....	3	- 2002-03
Bill Lindsay.....	3	- 1995-96
Tom Fitzgerald.....	3	- 1993-94
Nathan Horton.....	2	- 2009-10
Gregory Campbell.....	2	- 2007-08

Jozef Stumpel.....	2	- 2006-07
Olli Jokinen.....	2	- 2003-04

CAREER

Radek Dvorak.....	15
Tom Fitzgerald.....	12
Pavel Bure.....	9
Bill Lindsay.....	8
Olli Jokinen.....	8
Viktor Kozlov.....	5
Nathan Horton.....	5

Gregory Campbell.....	3
Jody Hull.....	3
Marcus Nilson.....	3
Brian Skrudland.....	3
Jozef Stumpel.....	3

Most Game-Winning Goals

SEASON

Pavel Bure.....	14	- 1999-00
Olli Jokinen.....	9	- 2005-06
Olli Jokinen.....	8	- 2006-07
Olli Jokinen.....	8	- 2003-04
Pavel Bure.....	8	- 2000-01
Ray Sheppard.....	7	- 1996-97
Johan Garpenlov.....	7	- 1995-96
David Booth.....	6	- 2007-08
Olli Jokinen.....	6	- 2002-03
Ray Whitney.....	6	- 1998-99
Rob Niedermayer.....	6	- 1995-96

David Booth.....	5	- 2008-09
Nathan Horton.....	5	- 2008-09
Olli Jokinen.....	5	- 2007-08
Richard Zednik.....	5	- 2007-08
Ivan Novoseltsev.....	5	- 2001-02
Mark Parrish.....	5	- 1998-99
Bill Lindsay.....	5	- 1997-98
Stu Barnes.....	5	- 1995-96
Scott Mellanby.....	5	- 1994-95
Jody Hull.....	5	- 1993-94

CAREER

Olli Jokinen.....	36
Pavel Bure.....	23
Scott Mellanby.....	22
Rob Niedermayer.....	19
Nathan Horton.....	16
Stephen Weiss.....	16
Jody Hull.....	14
Bill Lindsay.....	13
David Booth.....	13
Ray Sheppard.....	12
Ray Whitney.....	11
Radek Dvorak.....	11

PANTHERS ALL-TIME LEADERS

Most Shots on Goal

SEASON

Pavel Bure	384	2000-01
Pavel Bure	360	1999-00
Olli Jokinen	351	2005-06
Olli Jokinen	351	2006-07
Olli Jokinen	341	2007-08
Olli Jokinen	280	2003-04
David Booth	246	2008-09
Olli Jokinen	240	2002-03
Pavel Bure	238	2001-02
Viktor Kozlov	232	2002-03

David Booth	228	2007-08
Ray Sheppard	226	1996-97
Scott Mellanby	225	1995-96
Viktor Kozlov	223	1999-00
Scott Mellanby	221	1996-97
Michael Frolik	219	2009-10
Nathan Horton	217	2006-07

Viktor Kozlov	1177
Radek Dvorak	1048
Pavel Bure	1026
Robert Svehla	995
Nathan Horton	962
Jay Bouwmeester	922
Stephen Weiss	900
Rob Niedermayer	872
Bill Lindsay	787
Gord Murphy	707

CAREER

Olli Jokinen	1837
Scott Mellanby	1296

Best Plus/Minus

SEASON

Martin Gelinás	+27	2005-06
Pavel Bure	+25	1999-00
Viktor Kozlov	+24	1999-00
Jay Bouwmeester	+23	2006-07
Robert Svehla	+23	1999-00
Jassen Cullimore	+21	2007-08
Rhett Warrenner	+20	1996-97
Stephen Weiss	+19	2008-09
Olli Jokinen	+18	2006-07
Ray Whitney	+16	1999-00
Nathan Horton	+15	2007-08
Nathan Horton	+15	2006-07
Mike Van Ryn	+15	2005-06

Jaroslav Spacek	+15	1998-99
Keith Ballard	+14	2008-09
Stephen Weiss	+14	2007-08
Olli Jokinen	+14	2005-06
Scott Mellanby	+14	1999-00
David Booth	+13	2007-08
Viktor Kozlov	+13	1998-99
Paul Laus	+13	1996-97
Bill Lindsay	+13	1995-96
Brian Skrudland	+13	1993-94

Paul Laus	+31
Nathan Horton	+27
Brian Skrudland	+23
David Booth	+20
Mike Hough	+20
Jaroslav Spacek	+18
Terry Carkner	+12
Pavel Bure	+12
Jody Hull	+12
Keith Brown	+12
Ville Peltonen	+11
Per Gustafsson	+11
Jassen Cullimore	+11

CAREER

Martin Gelinás	+34
----------------	-----

Most Games By A Goaltender

SEASON

Roberto Luongo	75	2005-06
Roberto Luongo	72	2003-04
Tomas Vokoun	69	2007-08
Roberto Luongo	65	2002-03
Tomas Vokoun	63	2009-10
John Vanbiesbrouck	60	1997-98
Sean Burke	59	1998-99
Toams Vokoun	59	2008-09
Ed Belfour	58	2006-07
Roberto Luongo	58	2001-02
John Vanbiesbrouck	57	1996-97
John Vanbiesbrouck	57	1995-96
John Vanbiesbrouck	57	1993-94

Roberto Luongo	47	2000-01
Trevor Kidd	42	2000-01

CAREER

Roberto Luongo	317
John Vanbiesbrouck	268
Tomas Vokoun	191
Mark Fitzpatrick	119
Trevor Kidd	103
Sean Burke	66
Ed Belfour	58
Craig Anderson	53
Kirk McLean	37
Mike Vernon	34

Jani Hurme	28
Alex Auld	27
Scott Clemmensen	23
Jamie McLennan	17
Steve Shields	16
Mikhail Shtalenkov	15
Kevin Weekes	11

Most Wins By A Goaltender

SEASON

Roberto Luongo	35	2005-06
Tomas Vokoun	30	2007-08
Ed Belfour	27	2006-07
John Vanbiesbrouck	27	1996-97
John Vanbiesbrouck	26	1995-96
Tomas Vokoun	26	2008-09
Roberto Luongo	25	2003-04
Tomas Vokoun	23	2009-10

Sean Burke	21	1998-99
John Vanbiesbrouck	21	1993-94
Roberto Luongo	20	2002-03
Mike Vernon	18	1999-00
John Vanbiesbrouck	18	1997-98

CAREER

Roberto Luongo	108
----------------	-----

John Vanbiesbrouck	106
Tomas Vokoun	79
Mark Fitzpatrick	43
Trevor Kidd	28
Ed Belfour	27
Craig Anderson	24
Sean Burke	23
Mike Vernon	18

Most Shutouts

SEASON

Tomas Vokoun	7	2009-10
Roberto Luongo	7	2003-04
Tomas Vokoun	6	2008-09
Roberto Luongo	6	2002-03
Roberto Luongo	5	2000-01
Tomas Vokoun	4	2007-08
Roberto Luongo	4	2005-06

Roberto Luongo	4	2001-02
John Vanbiesbrouck	4	1997-98
John Vanbiesbrouck	4	1994-95
Craig Anderson	3	2008-09
Sean Burke	3	1998-99

CAREER

Roberto Luongo	26
----------------	----

Tomas Vokoun	17
John Vanbiesbrouck	13
Craig Anderson	5
Mark Fitzpatrick	4
Sean Burke	3
Trevor Kidd	3

PANTHERS ALL-TIME RECORDS

All-Time Panthers Record by Month

SEASON	OCTOBER	NOVEMBER	DECEMBER	JANUARY	FEBRUARY	MARCH	APRIL	MAY
1993-94	4-5-3	4-8-0	7-2-3	6-2-4	5-9-0	6-6-3	1-2-4	NA
1994-95	NA	NA	NA	3-4-0	4-7-2	6-5-2	5-6-2	2-0-0
1995-96	7-4-0	10-2-1	8-4-1	6-4-3	4-5-3	3-9-1	3-3-1	NA
1996-97	8-0-4	7-3-2	5-6-3	6-5-1	3-5-5	4-7-3	2-2-1	NA
1997-98	3-6-3	5-7-2	6-7-1	4-5-5	0-4-1	3-10-0	3-4-3	NA
1998-99	3-3-3	5-5-2	5-5-1	5-4-6	4-5-4	5-6-2	3-6-0	NA
1999-00	6-3-1-2	7-3-1-0	7-4-1-1	9-4-1-0	5-6-0-2	7-6-1-0	2-1-1-1	NA
2000-01	1-3-3-3	4-6-1-1	2-10-3-1	5-8-1-2	5-5-0-1	3-4-5-1	2-2-0-0	NA
2001-02	3-7-2-1	3-7-0-2	6-6-1-0	4-10-1-0	1-5-1-1	4-7-2-1	1-2-3-1	NA
2002-03	4-5-1-1	3-3-5-3	3-3-3-3	5-8-1-1	4-5-2-1	4-10-1-0	1-2-0-0	NA
2003-04	4-5-2-0	5-8-2-0	3-3-5-2	5-6-2-1	6-4-3-0	5-8-0-1	0-1-1-0	NA
2005-06	6-5-1	1-9-3	8-6-1	5-5-3	3-2-0	10-4-1	4-3-2	NA
2006-07	5-7-2	3-7-3	7-5-2	4-3-4	6-3-3	9-4-1	1-1-2	NA
2007-08	5-7-0	7-6-1	6-5-2	4-7-2	6-6-3	8-3-1	2-1-0	NA
2008-09	4-5-0	5-6-3	7-5-2	7-2-3	8-5-0	7-5-3	3-2-0	NA
2009-10	4-7-1	6-5-3	6-6-3	8-4-2	0-5-1	6-7-2	2-3-1	NA
TOTALS	67-72-22-11	75-85-16-19	86-77-22-17	86-82-25-17	64-81-21-12	90-101-20-11	35-41-16-7	2-0-0

All-Time Record At The All-Star Break And At The Halfway Point

SEASON	DATE OF ALL-STAR GAME (HOST TEAM)	RECORD BEFORE	RECORD AFTER	1ST HALF OF SEASON	2ND HALF OF SEASON	OVERALL RECORD
1993-94	January 22 (NY Rangers)	19-17-8	14-17-9	17-17-8	16-17-9	33-34-17
1994-95	No All-Star Game	NA	NA	9-12-3	11-10-3	20-22-6
1995-96	January 20 (Boston)	28-12-4	13-19-6	27-12-2	14-19-8	41-31-10
1996-97	January 18 (San Jose)	22-12-10	13-16-9	21-11-9	14-17-10	35-28-19
1997-98	January 18 (Vancouver)	15-23-10	9-20-5	15-20-6	9-23-9	24-43-15
1998-99	January 24 (Tampa Bay)	17-16-11	13-18-9	15-15-11	15-19-7	30-34-18
1999-00	February 6 (Toronto)	30-15-4-3	13-12-2-3	24-11-3-3	19-16-3-3	43-27-6-6
2000-01	February 4 (Colorado)	12-27-8-7	10-11-5-2	8-20-7-6	14-18-6-3	22-38-13-9
2001-02	February 2 (Los Angeles)	16-30-5-3	6-14-5-3	13-22-3-3	9-22-7-3	22-44-10-6
2002-03	February 2 (Florida)	15-19-10-8	9-17-3-1	12-12-9-8	12-24-4-1	24-36-13-9
2003-04	February 8 (Minnesota)	18-23-11-3	10-12-4-1	13-17-9-2	15-18-6-2	28-35-15-4
2005-06*	February 14-27 (Olympics)	22-27-8	15-7-3	16-20-5	21-14-6	37-34-11
2006-07	January 24 (Dallas)	17-20-9	18-10-7	15-19-7	20-12-9	35-31-16
2007-08	January 27 (Atlanta)	22-24-5	16-11-4	19-19-3	19-16-6	38-35-9
2008-09	January 25 (Montreal)	21-17-8	20-13-3	19-16-6	22-14-5	41-30-11
2009-10	February 13-28 (Olympics)	24-27-10	8-10-3	16-18-7	16-19-6	32-37-13
TOTALS		298-309-81-64	187-207-57-30	259-261-70-50	246-278-72-44	505-539-142-94

All-Time Panthers Record by Day of the Week

SEASON	SUNDAY	MONDAY	TUESDAY	WEDNESDAY	THURSDAY	FRIDAY	SATURDAY
1993-94	6-4-3	4-4-1	2-7-3	8-4-4	5-6-2	1-6-2	7-3-2
1994-95	4-2-1	2-2-0	1-5-1	4-4-1	4-1-2	0-4-0	5-4-1
1995-96	8-2-1	5-1-1	9-4-0	2-8-2	5-5-4	3-2-2	9-9-0
1996-97	5-4-3	2-4-1	3-3-4	6-8-1	7-2-4	4-1-3	8-6-3
1997-98	4-4-3	0-5-1	1-5-3	3-11-1	6-6-1	2-5-2	8-7-4
1998-99	2-1-1	3-4-1	0-2-2	9-10-3	4-3-2	4-3-4	8-11-5
1999-00	0-4-0	3-4-0	2-2-0	14-6-2	2-5-0	5-7-1	17-5-3
2000-01	1-0-1	3-6-1	2-2-1	5-12-5	1-2-0	5-13-4	5-12-1
2001-02	0-3-1	3-4-2	1-5-1	6-13-3	2-4-0	7-4-1	3-17-2
2002-03	1-1-1	3-6-2	1-5-0	7-9-3	3-7-1	4-4-2	5-13-4
2003-04	0-1-3	3-6-2	3-5-0	4-8-6	5-3-0	5-6-0	8-10-4
2005-06	4-0-0	5-4-2	4-2-3	5-4-3	6-6-1	7-6-0	5-11-2
2006-07	0-1-2	1-2-1	6-8-4	5-3-1	7-8-2	6-1-1	10-8-5
2007-08	3-3-1	2-1-0	6-3-2	5-6-2	7-6-3	8-4-0	7-12-1
2008-09	5-3-1	2-2-2	10-3-1	2-3-1	10-7-1	3-4-3	9-8-2
2009-10	3-2-0	3-3-4	3-5-0	5-6-2	4-6-2	6-5-1	8-10-4
TOTALS	46-35-18-4	44-58-12-9	54-66-15-10	90-115-31-9	78-77-16-9	70-75-21-5	122-146-29-14

All-Time Panthers Record by Division

SEASON	SOUTHEAST	ATLANTIC	NORTHEAST	CENTRAL	PACIFIC	NORTHWEST	OVERALL
1993-94	NA	13-11-6	11-12-5	2-9-3	7-2-3	NA	33-34-17
1994-95	NA	7-13-4	13-9-2	NA	NA	NA	20-22-6
1995-96	NA	18-10-4	11-12-1	5-5-2	7-4-3	NA	41-31-10
1996-97	NA	13-10-9	10-10-4	6-3-3	6-5-3	NA	35-28-19
1997-98	NA	12-14-6	10-12-2	2-9-1	0-8-6	NA	24-43-15
1998-99	6-4-5	8-11-3	8-10-3	4-2-2	2-4-3	2-3-2	30-34-18
1999-00	10-4-3-3	10-9-0-1	11-7-0-1	2-3-2-0	6-3-0-0	4-1-1-1	43-27-6-6
2000-01	5-10-3-2	4-13-1-2	7-9-3-1	2-3-2-1	3-1-1-2	1-2-3-1	22-38-13-9
2001-02	5-10-3-2	5-10-3-2	6-12-1-1	1-4-1-1	4-4-0-0	1-4-2-0	22-44-10-6
2002-03	7-7-3-3	7-8-3-2	6-9-3-2	0-3-2-2	2-3-2-0	2-6-0-0	24-36-13-9
2003-04	8-10-5-1	8-9-2-1	8-6-5-1	1-2-2-1	3-4-0-0	0-4-1-0	28-35-15-4
2005-06	18-11-3	7-9-4	8-9-3	4-0-1	0-5-0	NA	37-34-11
2006-07	13-14-5	10-5-5	10-7-3	NA	2-3-0	0-2-3	35-31-16
2007-08	16-14-2	11-9-0	7-9-4	3-2-0	NA	1-1-3	38-35-9
2008-09	13-7-4	10-6-4	10-8-2	2-4-1	3-3-0	3-2-0	41-30-11
2009-10	8-13-3	10-5-5	7-12-1	3-3-1	2-1-2	2-3-1	32-37-13
TOTALS	109-104-22-28	153-152-41-26	143-153-29-19	37-52-20-8	47-50-21-4	16-28-9-9	505-539-142-94

PANTHERS ALL-TIME RECORDS (CONT.)

All-Time Panthers Record by Conference

SEASON	EASTERN	WESTERN	OVERALL
1993-94	24-23-11	9-11-6	33-34-17
1994-95	20-22-6	NA	20-22-6
1995-96	29-22-5	12-9-5	41-31-10
1996-97	23-20-13	12-8-6	35-28-19
1997-98	22-26-8	2-17-7	24-43-15
1998-99	22-25-11	8-9-7	30-34-18
1999-00	31-20-3-5	12-7-3-1	43-27-6-6
2000-01	16-32-7-5	6-6-6-4	22-38-13-9
2001-02	16-32-7-5	6-12-3-1	22-44-10-6
2002-03	20-24-9-7	4-12-4-2	24-36-13-9
2003-04	24-25-12-3	4-10-3-1	28-35-15-4
2005-06	33-29-10	4-5-1	37-34-11
2006-07	33-26-13	2-5-3	35-31-16
2007-08	34-32-6	4-3-3	38-35-9
2008-09	33-21-10	8-9-1	41-30-11
2009-10	25-30-9	7-7-4	32-37-13
TOTALS	405-409-113-73	100-130-50-21	505-539-142-94

Season-by-Season Streaks

SEASON	LONG WIN STREAK	LONG LOSING STREAK	LONG UNBEATEN	LONG WINLESS
1993-94	4 Games (1/15 - 1/24)	5 Games (2/24 - 3/4)	9 Games (1/8 - 1/30)	8 Games (3/28 - 4/12)
1994-95	3 Games (three times)	4 Games (2/17 - 2/23)	3 Games (six times)	4 Games (three times)
1995-96	7 Games (11/2 - 11/14)	5 Games (3/2 - 3/11)	8 Games (11/2 - 11/16)	9 Games (2/24 - 3/13)
1996-97	4 Games (twice)	4 Games (3/1 - 3/9)	12 Games (10/5 - 10/30)	6 Games (twice)
1997-98	3 Games (three times)	13 Games (2/7 - 3/23)	6 Games (12/26 - 1/4)	15 Games (2/1 - 3/23)
1998-99	3 Games (4/12 - 4/17)	7 Games (3/31 - 4/10)	5 Games (1/5 - 1/13)	8 Games (3/28 - 4/10)
1999-00	5 Games (1/8 - 1/17)	3 Games (2/19 - 2/23)	5 Games (1/8 - 1/17)	3 Games (twice)
2000-01	4 Games (2/10 - 2/19)	6 Games (2/21 - 3/2)	4 Games (twice)	9 Games (2/21 - 3/9)
2001-02	2 Games (3 times)	7 Games (2/9 - 3/5)	4 Games (3/8 - 3/15)	7 Games (2/9 - 3/5)
2002-03	3 Games (2/18 - 2/22)	5 Games (twice)	4 Games (twice)	8 Games (11/11 - 11/24)
2003-04	3 Games (twice)	5 Games (3/19 - 3/27)	5 Games (2/18 - 2/25)	6 Games (11/26 - 12/10)
2005-06	7 Games (3/17 - 3/29)	10 Games (11/1 - 11/23)	7 Games (3/17 - 3/29)	10 Games (11/1 - 11/23)
2006-07	4 Games (2/24 - 3/3)	6 Games (11/22 - 12/2)	4 Games (2/24 - 3/3)	6 Games (11/22 - 12/2)
2007-08	7 Games (3/2 - 3/16)	4 Games (11/7 - 11/13)	7 Games (3/2 - 3/16)	4 Games (11/7 - 11/13)
2008-09	3 Games (four times)	6 Games (10/25 - 11/8)	3 Games (four times)	6 Games (10/25 - 11/8)
2009-10	3 Games (five times)	7 Games (2/1 - 3/2)	3 Games (five times)	7 Games (2/1 - 3/2)

ALL-TIME SPECIAL TEAMS

Power Play

SEASON	GAMES	ADV	PPGF	PCT.	RANK
1993-94	84	409	65	15.9	21/26
1994-95	48	222	29	13.1	24/26
1995-96	82	468	81	17.3	16/26
1996-97	82	352	50	14.2	21/26
1997-98	82	409	55	13.4	17/26
1998-99	82	380	51	13.4	22/27
1999-00	82	338	58	17.2	8/28
2000-01	82	353	46	13.0	27/30
2001-02	82	341	50	14.7	T-19/30
2002-03	82	347	49	14.1	24/30
2003-04	82	310	52	16.8	12/30
2005-06	82	411	63	15.3	24/30
2006-07	82	337	61	18.1	12/30
2007-08	82	313	60	19.2	6/30
2008-09	82	308	51	16.6	24/30
2009-10	82	309	44	14.2	29/30

Penalty-Killing

SEASON	GAMES	TSH	PPGA	PCT.	RANK
1993-94	84	396	69	82.6	T-8/26
1994-95	48	191	32	83.2	12/26
1995-96	82	370	63	83.0	T-9/26
1996-97	82	346	50	85.5	7/26
1997-98	82	403	82	79.7	26/26
1998-99	82	370	67	81.9	22/27
1999-00	82	323	47	85.4	10/28
2000-01	82	398	64	83.9	T-14/30
2001-02	82	393	76	80.7	29/30
2002-03	82	356	66	81.5	26/30
2003-04	82	374	51	86.4	2/30
2005-06	82	514	91	82.3	14/30
2006-07	82	443	78	82.4	16/30
2007-08	82	374	66	82.4	16/30
2008-09	82	311	54	82.6	9/30
2009-10	82	287	59	79.4	23/30

Penalty Minutes

SEASON	GAMES	MINUTES	AVG.	RANK
1993-94	84	1620	19.3	6/26
1994-95	48	770	16.0	T-5/26
1995-96	82	1494	18.2	5/26
1996-97	82	1628	19.9	17/26
1997-98	82	1676	20.4	17/26
1998-99	82	1522	18.6	23/27
1999-00	82	1329	16.2	23/28
2000-01	82	1509	18.4	28/30
2001-02	82	1994	24.3	30/30
2002-03	82	1127	13.7	10/30
2003-04	82	1192	14.5	12/30
2005-06	82	1255	15.6	14/30
2006-07	82	1181	14.4	15/30
2007-08	82	1002	12.5	7/30
2008-09	82	900	11.0	4/30
2009-10	82	977	11.9	T-14/30

Short-Handed Goals

SEASON	GAMES	FOR	AGAINST
1993-94	84	8 (T-17/26)	15 (22/26)
1994-95	48	1 (T-24/26)	6 (T-14/26)
1995-96	82	11 (T-12/26)	12 (T-14/26)
1996-97	82	5 (T-23/26)	17 (25/26)
1997-98	82	12 (T-7/26)	16 (T-23/26)
1998-99	82	12 (T-3/27)	11 (T-23/27)
1999-00	82	2 (27/28)	8 (T-14/28)
2000-01	82	8 (T-17/30)	13 (T-26/30)
2001-02	82	8 (T-10/30)	7 (T-12/30)
2002-03	82	7 (T-19/30)	9 (T-20/30)
2003-04	82	7 (T-14/30)	12 (25/30)
2005-06	82	5 (T-27/30)	12 (T-19/30)
2006-07	82	5 (T-24/30)	6 (T-6/30)
2007-08	82	4 (T-24/30)	3 (T-1/30)
2008-09	82	7 (T-16/30)	9 (T-20/30)
2009-10	82	7 (10/30)	8 (22/30)

ALL-TIME ALL-STARS

Panthers in the All-Star Game

YEAR	REPRESENTATIVE (STATS)	SITE
1994	Bob Kudelski (2-0-2), John Vanbiesbrouck (Win, 6 Saves/8 Shots)	New York City
1995	-No Game-	
1996	Doug MacLean (Coach, Win), Scott Mellanby (0-0-0) John Vanbiesbrouck (No Decision, 4 Saves/7 Shots)	Boston
1997	Doug MacLean (Coach, Win), Robert Svehla (0-2-2), John Vanbiesbrouck (No Decision, 10 Saves/12 Shots)	San Jose
1998	-None-	Vancouver
1999	Viktor Kozlov (Did Not Play - Shoulder Injury)	Tampa Bay
2000	Pavel Bure (3-1-4, MVP), Viktor Kozlov (0-3-3), Ray Whitney (1-1-2)	Toronto
2001	Pavel Bure (0-2-2)	Denver
2002	Sandis Ozolinsh (0-1-1)	Los Angeles
2003	Olli Jokinen (1-3-4)	Sunrise
2004	Roberto Luongo (No Decision, 8 Saves/9 Shots, SuperSkills Goalie Champion)	St. Paul
2006	-No Game (Olympics)	
2007	Jay Bouwmeester (0-0-0)	Dallas
2008	Tomas Vokoun (No Decision, 18 Saves/20 Shots)	Atlanta
2009	Jay Bouwmeester (1-2-3)	Montreal
2010	-No Game (Olympics)	

Panthers in the YoungStars Game

YEAR	REPRESENTATIVE (STATS)	SITE
2002	Roberto Luongo (W, 37 saves), Kristian Huselius (2-0-2)	Los Angeles
2003	Stephen Weiss (1-1-2), Jay Bouwmeester (0-1-1), Niklas Hagman (0-0-0)	Sunrise
2004	-None-	St. Paul
2006	-No Game (Olympics)	
2007	-None-	Dallas
2008	-None-	Atlanta
2009	Michael Frolik (0-0-0)	Montreal
2010	-No Game (Olympics)	

PANTHERS CAREER GOALTENDING

GOALTENDERS	GP	MINS	W	L	OT/SOL	T	GA	SOG	SO	GAA	SV%
Anderson, Craig	53	2788	24	14	7	0	117	1628	5	2.52	.928
Auld, Alex	27	1471	7	13	5	0	82	729	1	3.34	.888
Belfour, Ed	58	3289	27	17	10	0	152	1550	1	2.77	.902
Burke, Sean	66	3820	23	29	1	14	169	1832	3	2.65	.908
Clemmensen, Scott	23	1215	9	8	2	0	59	668	1	2.91	.912
Fitzpatrick, Mark	119	6528	43	42	7	22	295	3051	4	2.71	.903
Flaherty, Wade	4	245	2	1	0	1	12	148	0	2.94	.919
Hurme, Jani	28	1376	4	11	0	6	66	707	1	2.88	.907
Kidd, Trevor	103	5611	28	50	0	13	289	2883	3	3.09	.900
Luongo, Roberto	317	17842	108	154	27	32	796	9960	26	2.68	.920
McLean, Kirk	3	2003	13	12	1	5	95	934	2	2.85	.898
McLennan, Jamie	17	677	2	4	2	0	34	360	0	3.01	.906
Reddick, Eldon	2	80	0	1	0	0	8	45	0	6.00	.822
Salak, Alexander	2	66	0	1	0	0	6	40	0	5.37	.850
Shields, Steve	16	732	3	6	0	1	42	346	0	3.44	.879
Shtalenkov, Mikhail	15	882	8	4	1	2	34	369	0	2.31	.908
Shulmistra, Rich	1	60	1	0	0	0	1	21	0	1.00	.952
Vanbiesbrouck, John	268	15502	106	108	10	43	666	7605	13	2.58	.912
Vernon, Mike	34	2019	18	13	2	2	83	1020	1	2.47	.919
Vokoun, Tomas	207	11049	79	80	25	0	475	6149	17	2.58	.923
Weekes, Kevin	11	485	0	5	0	1	32	247	0	3.96	.870

PANTHERS CAREER SCORING

NAME	GP	G	A	PTS	PIM	NAME	GP	G	A	PTS	PIM
Olli Jokinen	567	188	231	419	597	Len Barrie	76	9	24	33	141
Scott Mellanby	552	157	197	354	953	Jason Wiemer	70	11	20	31	178
Nathan Horton	422	142	153	295	382	Matt Cullen	86	12	19	31	46
Viktor Kozlov	414	101	190	291	118	Ryan Johnson	164	8	22	30	50
Robert Svehla	573	61	229	290	603	Steve Washburn	81	14	15	29	40
Stephen Weiss	480	103	181	284	179	Per Gustafsson	58	7	22	29	22
Rob Niedermayer	518	101	165	266	435	Brad Ference	167	4	24	28	432
Pavel Bure	223	152	99	251	134	Rhett Warrenner	217	4	23	27	297
Radek Dvorak	560	106	141	247	196	Denis Shvidki	76	11	14	25	30
Ray Whitney	273	97	130	227	109	Byron Ritchie	111	10	15	25	137
Jay Bouwmeester	471	53	150	203	329	Chris Wells	141	7	18	25	134
Bill Lindsay	506	67	98	165	609	Greg Adams	60	11	12	23	10
Gord Murphy	410	42	100	142	238	Dino Ciccarelli	42	11	12	23	55
Jozef Stumpel	199	45	84	129	58	Jassen Cullimore	133	5	18	23	75
Kristian Huselius	257	58	69	127	62	Lukas Krajcek	90	3	20	23	62
Marcus Nilson	327	48	78	126	193	Dennis Seidenberg	62	2	21	23	33
David Booth	221	64	62	126	99	Joel Kwiatkowski	114	9	13	22	106
Ray Sheppard	190	61	60	121	33	Mathieu Biron	91	4	18	22	65
Tom Fitzgerald	353	54	67	121	281	Geoff Smith	137	6	16	22	82
Stu Barnes	191	49	72	121	94	Keven Adams	56	7	14	21	30
Johan Garpenlov	265	47	74	121	133	Nick Boynton	68	5	16	21	91
Jesse Belanger	180	49	68	117	44	Mike Wilson	83	4	17	21	60
Rostislav Olesz	305	51	64	115	104	Anders Eriksson	60	0	21	21	28
Dave Lowry	272	50	60	110	178	Jaroslav Bednar	65	6	14	20	18
Mike Van Ryn	257	25	80	105	220	Sean Hill	78	2	18	20	80
Jody Hull	281	56	44	100	49	Shawn Matthias	75	9	11	20	14
Brian Skrudland	256	32	67	99	401	Pavel Trnka	89	3	16	19	75
Valeri Bure	132	33	56	89	42	Andreas Lijja	135	7	12	19	146
Ville Peltonen	207	34	54	88	79	Karlis Skrastins	97	5	14	19	42
Michael Frolik	161	42	46	88	65	Magnus Svensson	46	4	14	18	31
Juraj Kolnik	204	40	46	86	72	Jon Sim	33	10	8	18	26
Cory Stillman	121	32	55	86	59	Jordan Leopold	61	7	11	18	22
Martin Gelinas	164	31	54	85	116	Cory Murphy	47	2	15	17	22
Gregory Campbell	363	29	56	85	312	Branislav Mezei	174	4	13	17	246
Ed Jovanovski	253	29	54	83	549	Dominic Moore	48	8	9	17	35
Bryan McCabe	151	23	59	82	124	Cam Stewart	65	9	7	16	30
Mark Parrish	154	50	31	81	64	Vaclav Prospal	34	4	12	16	10
Niklas Hagman	263	30	50	80	52	Greg Hawgood	33	2	14	16	9
Mike Hough	259	27	52	79	185	Lyle Odelein	82	4	12	16	88
Chris Gratton	157	30	44	74	198	Dmitry Kulikov	68	3	13	16	32
Ivan Novoseltsev	217	29	44	73	106	Donald Audette	28	6	7	13	22
Paul Laus	530	14	58	72	1702	Lance Pitlick	165	5	8	13	98
Gary Roberts	108	27	42	69	122	Brent Severyn	76	5	8	13	193
Bret Hedican	202	17	48	65	169	Ivan Majesky	82	4	8	12	92
Joe Nieuwendyk	80	31	33	64	50	Serge Payer	114	7	5	12	47
Keith Ballard	164	14	48	62	160	Anthony Stewart	105	4	8	12	38
Dave Gagner	114	24	38	62	94	Keith Brown	64	4	8	12	62
Kamil Krepis	232	18	42	60	71	Scott Levins	29	5	6	11	69
Richard Zednik	124	32	27	59	89	Igor Larionov	26	5	6	11	10
Brett McLean	147	21	35	56	63	Eric Beaudoin	53	3	8	11	41
Ruslan Salei	147	9	46	55	177	Lance Ward	134	4	7	11	254
Sandis Ozolinsh	88	17	38	55	64	Todd Simpson	107	2	9	11	276
Bryan Allen	231	10	45	55	278	Joe Cirella	83	1	10	11	120
Andrei Lomakin	107	20	34	54	32	Jeff Norton	51	0	11	11	28
Jaroslav Spacek	157	15	39	54	89	Magnus Johansson	27	0	10	10	14
Oleg Kvasha	146	17	33	50	79	Alexander Godynyuk	26	0	10	10	35
Kirk Muller	162	13	34	47	107	Mikael Samuelsson	37	3	6	9	35
Jason Woolley	89	10	37	47	52	Mike Foligno	39	4	5	9	49
Terry Carkner	279	6	40	46	293	Alex Hicks	59	1	8	9	62
Mike Sillinger	68	17	25	42	60	Esa Tikkanen	28	1	8	9	16
Peter Worrell	342	16	26	42	1375	Tomas Vokoun	207	0	9	9	6
Bob Kudelski	83	20	19	39	12	Nick Tarnasky	65	2	7	9	118
Dan Boyle	129	10	29	39	50	Pierre Dagenais	35	7	1	8	8
Steve Montador	196	10	28	38	260	Stephane Matteau	52	4	4	8	27
Dave Nemirovsky	91	16	22	38	42	Randy Gilhen	20	4	4	8	16
Brian Benning	97	7	31	38	125	John Vanbiesbrouck	268	0	8	8	68
Steven Reinprecht	82	16	22	38	18	Jason Garrison	40	2	6	8	23
Martin Straka	67	9	26	35	18	Todd Bertuzzi	7	1	6	7	13

PANTHERS CAREER SCORING (CONT.)

NAME	GP	G	A	PTS	PIM
Alexi Semenov	39	1	6	7	49
Filip Kuba	18	1	6	7	2
Dmitry Yushkevich	23	1	6	7	14
Vaclav Nedorost	32	4	3	7	12
Darren Van Impe	36	1	6	7	31
Roberto Luongo	242	0	7	7	10
Michael Repek	24	5	2	7	8
Igor Ulanov	70	1	5	6	50
Victor Oreskovich	50	2	4	6	26
Joey Tetarenko	69	4	1	5	171
Jeff Toms	8	2	2	4	4
Christian Berglund	10	3	1	4	10
Darcy Hordichuk	60	3	1	4	173
Sean Burke	66	0	4	4	29
Ville Koistinen	17	1	3	4	8
Drew Larman	22	2	1	3	4
Ric Jackman	22	2	1	3	16
Gilbert Dionne	5	1	2	3	0
Brett Harkins	8	0	3	3	6
Gaetan Duchesne	13	1	2	3	0
Brad Smyth	15	2	1	3	6
Janis Sprukts	15	1	2	3	2
Randy Moller	17	0	3	3	16
Eric Messier	21	0	3	3	16
Craig MacDonald	34	0	3	3	25
Mike Vernon	34	0	3	3	2
John Jakopin	82	1	2	3	92
Mark Fitzpatrick	119	0	3	3	31
Kenndal McArdle	22	1	2	3	31
Tanner Glass	44	1	1	2	46
Ed Belfour	58	0	2	2	10
Rob Globke	46	1	1	2	8
Patrick Lebeau	4	1	1	2	4
Yan Golubovskiy	6	0	2	2	2
Peter Andersson	8	1	1	2	0
Craig Anderson	53	0	2	2	4
Ryan Jardine	8	0	2	2	2
Jason Podollan	19	1	1	2	4
Brad Norton	22	0	2	2	45
Peter Ratchuk	32	1	1	2	10
Dallas Eakins	41	0	2	2	79
Trevor Kidd	103	0	2	2	6
Jeff Taffe	21	1	1	2	4
Byron Bitz	7	1	1	2	2
Alex Auld	27	0	1	1	2
Steve Eminger	9	1	0	1	6
Noah Welch	6	1	0	1	9
Martin Lojek	5	0	1	1	0
Liam Leach	2	1	0	1	0
Lee Goren	2	0	1	1	0
Kamil Pirots	3	1	0	1	0
Stephane J.G. Richer	3	0	1	1	2
Jeff Greenlaw	4	0	1	1	2

NAME	GP	G	A	PTS	PIM
Josh Olson	5	1	0	1	0
Andrej Podkonicky	6	1	0	1	2
Jeff Ware	6	0	1	1	6
Igor Kravchuk	7	0	1	1	4
Mike Green	11	0	1	1	2
Greg Smyth	12	1	0	1	37
Greg Jacina	14	0	1	1	6
Mikhail Yakubov	13	0	1	1	4
David Brine	9	0	1	1	4
Steve MacIntyre	18	0	1	1	17
Kirk McLean	37	0	0	0	2
Wade Belak	32	0	0	0	37
Jani Hurme	28	0	0	0	2
Scott Clemmensen	23	0	0	0	0
Keaton Ellerby	22	0	0	0	2
Steve Shields	16	0	0	0	6
Mikhail Shtalenkov	15	0	0	0	2
Dwayne Hay	15	0	0	0	2
Nick Smith	15	0	0	0	0
Kevin Weekes	11	0	0	0	0
Rocky Thompson	10	0	0	0	31
Jeff Daniels	10	0	0	0	0
Mike Duco	10	0	0	0	50
Kyle Rossiter	9	0	0	0	9
Jamie Allison	7	0	0	0	11
Garth Murray	6	0	0	0	19
Ty Jones	6	0	0	0	7
Craig Ferguson	6	0	0	0	0
David Emma	6	0	0	0	0
Herbert Vasiljevs	5	0	0	0	2
Dave Tomlinson	5	0	0	0	0
Craig Fisher	4	0	0	0	0
Jamie Linden	4	0	0	0	17
Eric Boguniecki	4	0	0	0	2
David Morisset	4	0	0	0	5
Wade Flaherty	4	0	0	0	0
Evgeny Dadonov	4	0	0	0	0
Stefan Meyer	4	0	0	0	0
Grant McNeill	3	0	0	0	5
Mike Casselman	3	0	0	0	0
Matt Herr	3	0	0	0	0
Chris Allen	2	0	0	0	2
Kristian Kudroc	2	0	0	0	2
Eldon Reddick	2	0	0	0	0
Doug Barrault	2	0	0	0	0
Dave Duerden	2	0	0	0	0
Clay Wilson	2	0	0	0	0
Alexander Salak	2	0	0	0	0
Viacheslav Butsayev	1	0	0	0	2
Jamie Rivers	1	0	0	0	2
Craig Martin	1	0	0	0	5
Jim Campbell	1	0	0	0	0
Paul Brousseau	1	0	0	0	0
Rich Shulmistra	1	0	0	0	0

TEAM RECORDS: PERIOD

Most...

GOALS – 6 – (2nd pd.) vs. Boston (4/5/00)

GOALS AGAINST – 6 – (Three times) MR: (3rd per) at Carolina (1/11/07)

GOALS BOTH TEAMS – 7 – (Five times) MR: (2nd per.) at Ottawa (2/7/08)

PENALTY MINUTES – 120 – (3rd pd.) vs. Philadelphia (10/13/01)

PENALTY MINUTES BY OPPONENT – 89 – (3rd per.) at Pittsburgh (2/6/03)

PENALTY MINUTES BY BOTH TEAMS – 196 – (3rd per.) vs. Philadelphia (10/13/01)

SHOTS ON GOAL AT HOME – 28 – (2nd per.) vs. Washington (10/20/05)

SHOTS ON GOAL ON ROAD – 22 – (3rd per.) at Atlanta (12/26/01)

SHOTS AGAINST AT HOME – 28 – (1st per.) vs. NY Islanders (3/17/04)

SHOTS AGAINST ON ROAD – 29 – (2nd per.) at NY Islanders (3/2/08)

POWER-PLAY GOALS – 4 – (1st per.) vs. Ottawa (12/9/98)

POWER-PLAY GOALS AGAINST – 3 – (2nd per.) at Vancouver (1/3/96) and (3rd per.) at Montreal (3/9/98)

SHORT-HANDED GOALS – 2 – (2nd per.) at Pittsburgh (10/4/97) and (1st per.) at NY Rangers (12/12/97)

SHORT-HANDED GOALS AGAINST – 2 – (2nd per.) at Buffalo (3/19/98), (2nd per.) at NY Islanders (3/19/97), (2nd per.) vs. Philadelphia (11/2/93) and (1st per.) vs. Winnipeg (10/26/93)

Fewest...

SHOTS ON GOAL – 0 – (six times) MR: (3rd.) vs. Washington (3/17/09)

SHOTS ON GOAL AGAINST – 0 – (2nd per.) at Edmonton (10/20/01) and (1st per.) vs. Los Angeles (10/28/97)

Fastest...

OPENING GOAL – :10 – Johan Garpenlov at Colorado (10/17/96)

OPENING GOAL AGAINST – :10 – Mike Knuble vs. Boston (2/14/03)

OPENING GOAL, HOME – :15 – Mike Hough vs. Pittsburgh (3/28/96)

OPENING GOAL AGAINST, HOME – :10 – Mike Knuble vs. Boston (2/14/03)

GOAL FROM START OF PERIOD – :10 – (twice) MR: Nathan Horton (2nd per.) at Toronto (2/5/08)

GOAL FROM START OF PERIOD AGAINST – :09 – Ruslan Fedotenko (2nd pd.) vs. Tampa Bay (3/20/06)

OVERTIME GOAL – :22 – Nathan Horton at Boston (3/4/08)

OVERTIME GOAL AGAINST – :17 – Vincent Lecavalier vs. Tampa Bay (4/14/02)

TWO GOALS SCORED BY ONE PLAYER – :07 – Viktor Kozlov (2nd pd.) vs. Montreal (2/10/04)

TWO GOALS AGAINST BY ONE PLAYER – :17 – Mike Knuble (1st pd.) vs. Boston (2/14/03)

TWO GOALS – :07 – Viktor Kozlov, 1:43 and 1:50 (2nd pd.) vs. Montreal (2/10/04)

TWO GOALS AGAINST – :12 – Chris Drury (8:46) and Ryan Callahan (8:58) at NY Rangers (10/4/07)

THREE GOALS – 1:17 – Viktor Kozlov, 18:09, Mark Parrish, 18:29 and Pavel Bure, 19:26 (3rd pd.) vs. Los Angeles (10/6/99)

THREE GOALS AGAINST – 1:00 – Kevin Lowe, 16:52, Tony Amonte, 17:12 and Adam Graves, 17:52 (2nd pd.) vs. NY Rangers (11/16/93)

TEAM RECORDS: GAME

Most...

DECISIVE WIN AT HOME – 6-0 – (Three times) MR: vs. Anaheim (11/21/01)

DECISIVE WIN ON ROAD – 8-0 – at Toronto (2/5/08)

DECISIVE SHUTOUT WIN AT HOME – 6-0 – (Two times), vs. Anaheim (11/21/01), vs. Hartford (10/12/96)

DECISIVE SHUTOUT WIN ON ROAD – 8-0 – at Toronto (2/5/08)

DECISIVE LOSS AT HOME – 7-0 – vs. Los Angeles (2/3/07)

DECISIVE LOSS ON ROAD – 12-2 – at Washington (1/11/03)

DECISIVE SHUTOUT LOSS AT HOME – 7-0 – vs. Los Angeles (2/03/07)

DECISIVE SHUTOUT LOSS ON ROAD – 6-0 – (Two times), at San Jose (1/5/02), at Minnesota (11/29/01)

GOALS – 10 – vs. Boston (11/26/97), 10-5 (W)

GOALS AT HOME – 10 – vs. Boston (11/26/97), 10-5 (W)

GOALS ON ROAD – 8 – at Toronto (2/5/08), 8-0 (W) and at Tampa Bay (2/28/06), 8-2 (W)

GOALS BOTH TEAMS – 15 – vs. Boston (11/26/97), 10-5 (W)

GOALS AGAINST – 12 – at Washington (1/11/03), 12-2 (L)

GOALS AGAINST AT HOME – 8 – vs. Chicago (3/15/98), 8-4 (L)

GOALS AGAINST ON ROAD – 12 – at Washington (1/11/03), 12-2 (L)

ASSISTS – 16 – vs. Boston (11/26/97), 10-5 (W)

SCORING POINTS – 26 – vs. Boston (11/26/97), 10-5 (W)

PENALTY MINUTES – 128 – vs. Philadelphia (10/13/01), 5-2 (L)

Fewest...

PENALTY MINUTES – 0 – at Tampa Bay (4/6/07), 7-2 (W) and vs. New Jersey (1/26/00), 3-2 (L), vs. Carolina (1/8/09), 4-2 (W)

PENALTY MINUTES BY AN OPPONENT – 0 – at Carolina (4/4/08), 4-3 (W), vs. Carolina (11/24/08), 3-2 (W)

PENALTY MINUTES BY BOTH TEAMS – 2 – vs. New Jersey (1/26/00), 3-2 (L)

SHOTS ON GOAL – 11 – at Ottawa (4/12/99), 2-0 (W), at Washington (11/3/95), 3-2 (W)

SHOTS ON GOAL AT HOME – 13 – vs. Calgary (2/5/10), 2-1 (L)

PENALTY MINUTES BY OPPONENT – 101 – at Pittsburgh (2/6/03), 6-0 (W)

PENALTY MINUTES BY BOTH TEAMS – 214 – vs. Philadelphia (10/13/01), FLA-128, PHI-86, 5-2 (L)

PENALTIES – 24 – (128 PIM) vs. Philadelphia (10/13/01), 5-2 (L)

PENALTIES BY OPPONENT – 22 – (Two times), (101 PIM) at Pittsburgh (2/6/03), 6-0 (W) and (83 PIM) at Tampa Bay (3/21/98), 5-1 (L)

POWER-PLAY GOALS – 5 – vs. Ottawa (12/9/98), 6-5 (W) and vs. NY Rangers (10/25/96), 6-4 (W)

POWER-PLAY GOALS AGAINST – 5 – (Three times), MR: vs. Atlanta (10/23/06)

POWER-PLAY OPPORTUNITIES – 11 – (Four times) MR: vs. NY Islanders (10/10/05)

POWER-PLAY OPPORTUNITIES, OPPONENT – 12 – at Washington (12/3/09), 6-2 (L) (3 of 12) & at Chicago (10/30/02), 4-1 (L) (1 of 12)

SHORT-HANDED GOALS – 2 – (Five times) MR: at Atlanta (11/19/02), 4-3 (OTL)

SHORT-HANDED GOALS AGAINST – 3 – at Ottawa (11/18/00), 5-2 (L) and at Buffalo (3/19/98), 6-1 (L)

SHOTS ON GOAL – 55 – at Washington (12/18/05)

SHOTS ON GOAL AT HOME – 54 – vs. Washington (1/13/07), 7-3 (W)

SHOTS ON GOAL ON ROAD – 55 – at Washington (12/18/05)

SHOTS ON GOAL BOTH TEAMS – 98 – vs. Washington (4/15/06)

SHOTS AGAINST – 60 – vs. Detroit (2/27/02), 3-2 (OTL)

SHOTS AGAINST AT HOME – 60 – vs. Detroit (2/27/02), 3-2 (OTL)

SHOTS AGAINST ON ROAD – 55 – at Chicago (10/2/09) & at Washington (12/18/05)

SHOTS ON GOAL ON ROAD – 11 – (Two times), at Ottawa (4/12/99), 2-0 (W), at Washington (11/3/95), 3-2 (W)

SHOTS ON GOAL BOTH TEAMS – 34 – vs. Ottawa, FL-17, OTT-17 (1/22/03), 2-1 (L)

SHOTS AGAINST – 11 – at Minnesota (3/9/10) 3-2 (SOW)

SHOTS AGAINST AT HOME – 12 – vs. Los Angeles (10/28/97), 2-2 (T)

SHOTS AGAINST ON ROAD – 11 – at Minnesota (3/9/10) 3-2 (SOW)

TEAM RECORDS: SEASON

Most...

GOALS – 254 (1995-96)	SHUTOUTS AT HOME – 6 (2008-09)
ASSISTS – 435 (1995-96)	SHUTOUTS ON ROAD – 4 (2002-03, 2007-08 and 2009-10)
POINTS (GOALS/ASSISTS) – 689 (1995-96)	SHUTOUTS AGAINST – 10 (1998-99, 2001-02, and 2006-07)
PENALTY MINUTES – 1994 (30th NHL), 82 GP, 24.3 Avg. (2001-02)	SHUTOUTS AGAINST AT HOME – 5 (1998-99 and 2001-02)
GOALS AT HOME – 137 (1995-96)	SHUTOUTS AGAINST ON ROAD – 7 (2006-07)
GOALS ON ROAD – 118 (1993-94 and 2008-09)	WINS – 43 (1999-00)
GOALS AGAINST – 256 (1997-98)	WINS AT HOME – 26 (1999-00)
GOALS AGAINST AT HOME – 135 (1997-98)	WINS ON ROAD – 20 (2007-08)
GOALS AGAINST ON ROAD – 137 (1995-96)	LOSSES – 44 (2001-02)
POINTS IN STANDINGS – 98 (1999-00)	LOSSES AT HOME – 24 (1997-98)
POINTS IN STANDINGS AT HOME – 58 (1999-00)	LOSSES ON ROAD – 25 (2000-01, 5 in OT)
POINTS IN STANDINGS ON ROAD – 44 (1993-94)	TIES – 19 (1996-97)
POWER-PLAY GOALS – 81 (1995-96)	TIES AT HOME – 9 (1993-94)
POWER-PLAY GOALS AGAINST – 91 (2005-06)	TIES ON ROAD – 11 (1996-97 and 1998-99)
SHORT-HANDED GOALS – 12 (1997-98 and 1998-99)	OVERTIME LOSSES – 16 (2006-07)
SHORT-HANDED GOALS AGAINST – 17 (1996-97)	
SHUTOUTS – 9 (2008-09)	

Fewest...

GOALS – 115 (1994-95)	SHUTOUTS – 2 (1993-94, 1995-96, 1996-97, 1999-00, 2006-07)
ASSISTS – 183 (1994-95)	SHUTOUTS AT HOME – 0 (2006-07)
POINTS (GOALS/ASSISTS) – 298 (1994-95)	SHUTOUTS ON ROAD – 0 (1995-96 and 1999-00)
PENALTY MINUTES – 770 (5th NHL), 48 GP, 16.0 Avg. (1994-95)	SHUTOUTS AGAINST – 1 (1993-94)
GOALS AT HOME – 60 (1994-95)	SHUTOUTS AGAINST AT HOME – 0 (1993-94 and 1999-00)
GOALS ON ROAD – 55 (1994-95)	SHUTOUTS AGAINST ON ROAD – 1 (1993-94 and 2008-09)
GOALS AGAINST – 127 (1994-95)	WINS – 20 (1994-95)
GOALS AGAINST AT HOME – 60 (1994-95)	WINS AT HOME – 8 (2002-03)
GOALS AGAINST ON ROAD – 62 (1994-95)	WINS ON ROAD – 10 (2000-01)
POINTS IN STANDINGS – 46 (1994-95)	LOSSES – 22 (1994-95)
POINTS IN STANDINGS AT HOME – 21 (1994-95)	LOSSES AT HOME – 11 (2005-06)
POINTS IN STANDINGS ON ROAD – 25 (1994-95)	LOSSES ON ROAD – 10 (1994-95)
POWER-PLAY GOALS – 29 (1994-95)	TIES – 6 (1994-95 and 1999-00)
POWER-PLAY GOALS AGAINST – 32 (1994-95)	TIES AT HOME – 3 (1994-95)
SHORT-HANDED GOALS – 1 (1994-95)	TIES ON ROAD – 2 (1999-00)
SHORT-HANDED GOALS AGAINST – 6 (1994-95)	

*1994-95 Records based on 48-game schedule

TEAM RECORDS: STREAKS

Longest...

WIN STREAK – 7 GAMES – (3/2 - 3/16/08), (3/17/06-3/29/06), (11/2-11/14/95)

WIN STREAK AT HOME – 5 GAMES – (1/16-1/26/10), (1/27-2/13/09), (3/6 - 3/16/08), (3/17/06-4/1/06), (11/5-11/14/95)

WIN STREAK ON ROAD – 5 GAMES – (11/30-12/12/08)

WIN STREAK VS. A SINGLE TEAM – 12 GAMES – vs. Pittsburgh (4/3/02 - 4/7/06)

WIN STREAK AT HOME VS. A SINGLE TEAM – 7 GAMES – vs. Pittsburgh (11/7/01- 4/7/06), vs NY Islanders (3/17/07-1/31/10)

WIN STREAK ON ROAD VS. A SINGLE TEAM – 5 GAMES – at Tampa Bay (11/27/98 - 3/10/00) and at Ottawa (11/11/93 - 10/28/95)

LOSING STREAK – 13 GAMES – (2/7-3/23/98)

LOSING STREAK AT HOME – 6 GAMES – (2/25-3/23/98)

LOSING STREAK ON ROAD – 13 GAMES – (10/27-12/17/05)

LOSING STREAK VS. A SINGLE TEAM – 6 GAMES – vs. NY Rangers (11/3/01 - 3/1/03), vs. Ottawa (11/18/00 - 3/17/02), vs. Chicago (12/30/99 - 10/17/02), vs. New Jersey (4/8/00 - 11/24/01), vs. Washington (1/19/00 - 1/24/01) and vs. Philadelphia (11/2/96 - 12/20/97)

LOSING STREAK AT HOME VS. A SINGLE TEAM – 9 GAMES – vs. New Jersey (10/25/00 - 1/27/06)

LOSING STREAK ON ROAD VS. A SINGLE TEAM – 13 GAMES – at Carolina (2/16/04 - 2/16/08)

TIE STREAK – 3 GAMES – (11/20-11/24/02, 4/6-4/10/02 and 1/5-1/8/99, 2/3-2/7/97)

TIE STREAK AT HOME – 2 GAMES – (12/13-12/18/03, 3/9-3/13/02, 3/21-3/23/94 and 10/17-10/19/93)

TIE STREAK ON ROAD – 3 GAMES – (4/6-4/10/02, 1/5-1/8/99, 4/11-4/18/98, 2/3-2/7/97 and 1/10-1/22/96)

TIE STREAK VS. A SINGLE TEAM – 5 GAMES – vs. San Jose (10/16/96 - 2/15/99)

TIE STREAK AT HOME VS. A SINGLE TEAM – 3 GAMES – vs. NY Islanders (2/4/02 - present), vs. Carolina (12/5/98 - 3/6/99) and vs. San Jose (2/25/97 - 2/15/99)

TIE STREAK ON ROAD VS. A SINGLE TEAM – 3 GAMES – at Atlanta (3/3/01 - 4/10/02), at Vancouver (1/14/97 - 1/8/99) and at Detroit (2/26/99 - 12/15/07)

CONSECUTIVE GAMES STREAK WITHOUT A TIE – 23 GAMES – (10/30/01 - 12/22/01)

UNBEATEN STREAK – 12 GAMES – 8-0-4 (10/5-10/30/96)

UNBEATEN STREAK AT HOME – 8 GAMES – 7-0-1 (11/5-11/26/95)

UNBEATEN STREAK ON ROAD – 7 GAMES – 5-0-2 (12/7-12/29/93) and 4-0-3 (10/5-10/29/96)

UNBEATEN STREAK VS. A SINGLE TEAM – 11 GAMES – (10-0-1) vs. Ottawa (10/14/93 -3/19/96) and (9-0-2) vs. Tampa Bay (4/18/98 - 4/1/00)

UNBEATEN STREAK AT HOME VS. A SINGLE TEAM – 12 GAMES – (10-0-2) vs. Tampa Bay (1/25/97 - 1/27/01)

UNBEATEN STREAK ON ROAD VS. A SINGLE TEAM – 7 GAMES – (4-0-3) at Philadelphia (4/7/94 - 10/27/96)

WINLESS STREAK – 15 GAMES – (0-14-1) from 2/1-3/23/98

WINLESS STREAK AT HOME – 13 GAMES – (0-10-2-1) from 2/5-3/24/03

WINLESS STREAK ON ROAD – 16 GAMES – (0-12-4) from 1/2-3/21/98

WINLESS STREAK VS. A SINGLE TEAM – 11 GAMES – (0-8-5) vs. Detroit (2/16/97 -12/15/05)

WINLESS STREAK AT HOME VS. A SINGLE TEAM – 9 GAMES – (0-8-0) vs. New Jersey (10/25/00 -1/27/06)

WINLESS STREAK ON ROAD VS. A SINGLE TEAM – 14 GAMES – (0-13-1-1) at Carolina (1/24/03 - 2/16/08)

CONSECUTIVE SHUTOUT STREAK – 2 GAMES – 3/2-3/4/08, 12/21-12/23/08, 2/23-2/25/04, 1/15-1/18/03

CONSECUTIVE SHUTOUTS AGAINST STREAK – 3 GAMES – (11/25 - 11/30/06)

CONSECUTIVE GAMES STREAK WITHOUT BEING SHUT OUT – 79 GAMES – (12/2/93 - 2/25/95)

CONSECUTIVE GAMES STREAK WITHOUT SHUTTING OUT OPPONENT – 61 GAMES – (10/24/95 - 3/13/96)

CONSECUTIVE SHUTOUT MINUTES – 182:37 – Roberto Luongo (2/21-2/27/04)

INDIVIDUAL RECORDS: PERIOD

Most...

GOALS – 3 – Steven Reinprecht (1st per.) at Dallas (10/30/09), Pavel Bure (3rd per.) at Phoenix (12/8/99) and (3rd per.) vs. Tampa Bay (1/1/00)

GOALS AGAINST – 3 – Mikael Renberg (3rd per.) at Tampa Bay (3/21/98)

ASSISTS – 3 – Bryan McCabe (2nd per.) vs. Philadelphia (3/3/10), Nathan Horton (1st per.) at Dallas (10/30/09) and (2nd per.) at Tampa Bay (1/17/09), Ray Whitney (1st per.) at New Jersey (10/30/00) and Scott Mellanby (3rd per.) vs. Toronto (1/13/99)

ASSISTS AGAINST – 3 – Several times. MR: Scott Gomez (2nd per.) vs. New Jersey (3/3/04)

POINTS – 3 – Several times. MR: David Booth (1-2-3) and Bryan McCabe (0-3-3) (2nd per. vs Philadelphia (3/3/10)

POINTS AGAINST – 4 (2-2-4) – Jaromir Jagr (2nd per.) at Washington (1/11/03), Peter Forsberg (3rd per.) vs.

Colorado (3/3/99) and Paul Kariya (1st per.) at Anaheim (1/21/98)

POWER-PLAY GOALS – 2 – Several times. MR: Richard Zednik (2/5/08) at Toronto (8-0 W)

POWER-PLAY GOALS AGAINST – 2 – Several times. MR: Mariusz Czerkawski (2nd per.) at NY Islanders (4/9/00)

SHORT-HANDED GOALS – 2 – Radek Dvorak (1st per.) at NY Rangers (12/12/97)

SHORT-HANDED GOALS AGAINST – 2 – Alexei Zhitnik (2nd per.) at Buffalo (3/19/98)

PENALTY MINUTES – 32 – Joey Tetarenko (2nd per.) vs. Atlanta (1/19/02)

PENALTY MINUTES AGAINST – 34 – Darcy Tucker (3rd per.) at Tampa Bay (12/27/99)

SHOTS ON GOAL – 9 – Pavel Bure (1st per.) vs. Pittsburgh (3/16/01)

INDIVIDUAL RECORDS: GAME

Most...

GOALS – 4 – Pavel Bure at Atlanta (2/10/01) and vs. Tampa Bay (1/1/00), and Mark Parrish at Chicago (10/30/98)

GOALS AGAINST – 4 – (Five times) MR: Mats Sundin at Toronto (4/11/06)

ASSISTS – 4 – (Six times) MR: Brett McLean at Toronto (2/5/08)

ASSISTS AGAINST – 5 – Joe Thornton vs. Boston (12/28/01)

POINTS – 6 – Olli Jokinen (2-4-6) vs. NY Islanders (3-17-07)

POINTS AGAINST – 7 – Jaromir Jagr (3-4-7) at Washington (1/11/03)

POWER-PLAY GOALS – 3 – Richard Zednik at Toronto (2/5/08)

POWER-PLAY GOALS AGAINST – 3 – Pascal Rheaume vs. Atlanta (1/19/02)

By Defenseman...

GOALS – 2 – Several times. MR: Bryan McCabe at Toronto (1/5/10)

ASSISTS – 3 – Several times. MR: Bryan McCabe vs Carolina (3/6/10)

SHORT-HANDED GOALS – 2 – (Three times) MR: Olli Jokinen at Atlanta (11/19/02)

SHORT-HANDED GOALS AGAINST – 2 – (Three times) MR: Marian Hossa at Ottawa (11/18/00)

SHOTS ON GOAL – 14 – Pavel Bure at Atlanta (2/10/01)

SHOTS AGAINST – 12 – Nelson Emerson vs. Winnipeg (at Hamilton, 2/22/94)

PENALTY MINUTES – 37 – Joey Tetarenko vs. Atlanta (1/19/02)

PENALTY MINUTES BY OPPONENT – 34 – Darcy Tucker at Tampa Bay (12/27/99)

BEST PLUS/MINUS – +6 – Terry Carkner and Robert Svehla vs. Boston (11/26/97)

POINTS – 4 – Bryan McCabe (1-3-4) vs Philadelphia (3/3/10) and at Washington (3/1/09) and Bret Hedican (2-2-4) vs. Toronto (12/29/01)

PENALTY MINUTES – 30 – Paul Laus vs. Washington (1/19/94 and 3/16/95)

INDIVIDUAL RECORDS: SEASON

Most...

GAMES PLAYED – 84 – Bill Lindsay and Gord Murphy (1993-94)

GOALS – 59 – Pavel Bure (2000-01)

ASSISTS – 53 – Viktor Kozlov (1999-00)

POINTS – 94 – Pavel Bure (1999-00)

PENALTY MINUTES – 354 – Peter Worrell (2001-02)

POWER-PLAY GOALS – 19 – Pavel Bure (2000-01) and Scott Mellanby (1995-96)

SHORT-HANDED GOALS – 6 – Tom Fitzgerald (1995-96)

GAME-WINNING GOALS – 14 – Pavel Bure (1999-00)

SHOTS ON GOAL – 384 – Pavel Bure (2000-01)

HAT TRICKS – 4 – Pavel Bure (2000-01 and 1999-00)

GOALS BY A DEFENSEMAN – 15 – Bryan McCabe (2008-09), Jay Bouwmeester (2007-08, 2008-09)

ASSISTS BY A DEFENSEMAN – 49 – Robert Svehla (1995-96)

POINTS BY A DEFENSEMAN – 57 – Robert Svehla (1995-96)

PENALTY MINUTES BY A DEFENSEMAN – 313 – Paul Laus (1996-97)

POWER-PLAY GOALS BY A DEFENSEMAN – 9 – Jay Bouwmeester (2008-09), Gord Murphy (1993-94)

SHORT-HANDED GOALS BY A DEFENSEMAN – 1 – (Six times) MR: Bryan Allen (2009-10)

GAME-WINNING GOALS BY A DEFENSEMAN – 4 – Jaroslav Spacek (1999-00)

SHOTS ON GOAL BY A DEFENSEMAN – 182 – Jay Bouwmeester (2007-08 and 2008-09)

GAMES BY A ROOKIE – 82 – Jay Bouwmeester (2002-03)

GOALS BY A ROOKIE – 24 – Mark Parrish (1998-99)

ASSISTS BY A ROOKIE – 33 – Jesse Belanger (1993-94)

POINTS BY A ROOKIE – 50 – Jesse Belanger (1993-94)

PENALTY MINUTES BY A ROOKIE – 258 – Peter Worrell (1998-99)

POWER-PLAY GOALS BY A ROOKIE – 11 – Jesse Belanger (1993-94)

SHORT-HANDED GOALS BY A ROOKIE – 1 – (Six times) MR: Rostislav Olesz (2005-06)

GAME-WINNING GOALS BY A ROOKIE – 5 – Mark Parrish (1998-99)

SHOTS ON GOAL BY A ROOKIE – 169 – Kristian Huselius (2001-02)

INDIVIDUAL RECORDS: STREAKS

Longest...

GAMES PLAYED – 373 – Olli Jokinen (12/27/02 – 4/5/08)

GOAL STREAK – 7 GAMES – Pavel Bure (13 goals from 3/11-3/23/01)

ASSIST STREAK – 7 GAMES – Pavel Bure (9 assists from 12/15-12/27/99)

POINTS STREAK – 13 GAMES – Pavel Bure (12-8-20 from 3/10-4/5/00)

GAME-WINNING GOAL STREAK – 3 GAMES – Pavel Bure (12/15-12/18/99)

GOALTENDING RECORDS

Period...

MOST GOALS ALLOWED – 6 – John Vanbiesbrouck (1st pd.) vs. Chicago (3/15/98) and Sean Burke (3rd pd.) vs. Colorado (3/3/99)

MOST GOALS ALLOWED BY OPPONENT – 5 – John Grahame (2nd pd.) vs. Boston (4/5/00)

MOST SHOTS FACED – 29 – Craig Anderson (2nd pd.) at NY Islanders (3/2/08)

MOST SHOTS FACED BY OPPONENT – 28 – Olaf Kolzig (2nd pd.) vs. Washington (10/28/06)

MOST SAVES – 29 – Craig Anderson (2nd pd.) at NY Islanders (3/2/08)

MOST SAVES BY OPPONENT – 26 – Olaf Kolzig (2nd pd.) vs. Washington (10/18/05)

Game...

MOST GOALS ALLOWED – 8 – Jani Hurme at Washington (1/11/03)

MOST GOALS ALLOWED BY OPPONENT – 7 – (Four times) MR; Jose Theodore vs Washington (4/11/09)

MOST SHOTS FACED – 60 – Roberto Luongo vs. Detroit (2/27/02)

MOST SHOTS FACED BY OPPONENT – 52 – Kelly Hrudey vs. Los Angeles (10/19/93)

MOST SAVES – 57 – Roberto Luongo vs. Detroit (2/27/02)

MOST SAVES BY OPPONENT – 50 – Kelly Hrudey vs. Los Angeles (10/19/93)

MOST PENALTIES – 2 – John Vanbiesbrouck (12 PIM) at Hartford (11/27/93) and Sean Burke (15 PIM) at Buffalo (4/9/99)

MOST PENALTY MINUTES – 15 – Sean Burke at Buffalo (4/9/99)

MOST POINTS – 1 – Several times. MR: Tomas Vokoun (assist) vs Montreal (12/31/09)

Season...

MOST WINS – 35 – Roberto Luongo (2005-06)

MOST LOSSES – 34 – Roberto Luongo (2002-03)

MOST TIES – 14 – Roberto Luongo (2003-04) and Sean Burke (1998-99)

MOST SAVES – 2,303 – Roberto Luongo (2003-04)

MOST GAMES PLAYED – 75 – Roberto Luongo (2005-06)

MOST MINUTES PLAYED – 4,304 – Roberto Luongo (2005-06)

MOST SHOTS FACED – 2,488 – Roberto Luongo (2005-06)

LOWEST GAA (MIN. 20 GP) – 2.29 – John Vanbiesbrouck (1996-97)

HIGHEST SAVE PCT. (MIN. 20 GP) – .931 – Roberto Luongo (2003-04)

SHUTOUTS – 7 – Roberto Luongo (2003-04) and Tomas Vokoun (2009-10)

PENALTY MINUTES – 38 – John Vanbiesbrouck (1993-94)

ASSISTS/POINTS – 4 – Sean Burke (1998-99)

Streaks...

MOST CONSECUTIVE STARTS BY A GOALTENDER – 27 – Ed Belfour (1/20 - 3/27/07)

MOST CONSECUTIVE GAMES PLAYED – 35 – Roberto Luongo (12/10/05-3/15/06)

LONGEST WIN STREAK – 5 GAMES – (Two times) John Vanbiesbrouck (11/5-11/14/95) and Mike Vernon (3/18-3/31/00)

LONGEST UNBEATEN STREAK – 10 GAMES – (7-0-3) John Vanbiesbrouck (10/5-10/30/96)

LONGEST LOSING STREAK – 8 GAMES – Tomas Vokoun (10/3-10/28/09) and John Vanbiesbrouck (2/7-3/23/98)

LONGEST WINLESS STREAK – 10 GAMES – (0-9-1) John Vanbiesbrouck (2/1-3/23/98)

CONSECUTIVE SCORELESS MINUTES – 182:37 – (over 4 Games) Roberto Luongo (2/21-2/27/04)

ROOKIE RECORDS

Period...

GOALS – 2 – (Six times) MR: Shawn Matthias (2nd pd.) at Washington (1/19/08)

ASSISTS – 2 – Several times. MR: Jaroslav Bednar (2nd pd.) at Los Angeles (1/15/03)

POINTS – 3 – Niklas Hagman (3rd pd.) vs. NY Islanders (2/4/02)

PENALTY MINUTES – 27 – Brad Ference (2nd pd.) vs. Tampa Bay (4/1/00)

POWER-PLAY GOALS – 1 – Several times. MR: Dmitry Kulikov (11/27/09)

SHORT-HANDED GOALS – 1 – (Six times) MR: Rostislav Olesz (3rd pd.) vs. Ottawa (3/8/06)

Game...

GOALS – 4 – Mark Parrish at Chicago (10/30/98)

ASSISTS – 3 – Niklas Hagman at Ottawa (3/28/02) and Jesse Belanger at Los Angeles (12/8/93)

POINTS – 4 – (Two times) Mark Parrish (4-0-4) at Chicago (10/30/98) and Jesse Belanger (2-2-4) vs. Washington (1/19/94)

PENALTY MINUTES – 29 – Brad Ference vs. Tampa Bay (4/1/00)

POWER-PLAY GOALS – 2 – (Three times) MR: Kristian Huselius vs. Atlanta (12/1/01)

SHORT-HANDED GOALS – 1 – (Six times) MR: Rostislav Olesz vs. Ottawa (3/8/06)

Season...

GAMES PLAYED – 82 – Jay Bouwmeester (2002-03)

GOALS – 24 – Mark Parrish (1998-99)

ASSISTS – 33 – Jesse Belanger (1993-94)

POINTS – 50 – Jesse Belanger (1993-94)

PENALTY MINUTES – 258 – Peter Worrell (1997-98)

PLUS/MINUS – +15 – Jaroslav Spacek (1998-99)

POWER-PLAY GOALS – 11 – Jesse Belanger (1993-94)

SHORT-HANDED GOALS – 1 – (Six times) MR: Rostislav Olesz (2005-06)

GAME-WINNING GOALS – 5 – Mark Parrish (1998-99)

SHOTS ON GOAL – 169 – Kristian Huselius (2001-02)

PENALTY SHOT GOALS – 1 – Michael Frolik (2008-09) and Nathan Horton (2003-04)

GAMES PLAYED, DEFENSEMAN – 82 – Jay Bouwmeester (2003-04)

GOALS, DEFENSEMAN – 10 – Ed Jovanovski (1995-96)

ASSISTS, DEFENSEMAN – 13 – Dmitry Kulikov (2009-10)

POINTS, DEFENSEMAN – 21 – Ed Jovanovski (1995-96)

PENALTY MINUTES, DEFENSEMAN – 137 – Ed Jovanovski (1995-96)

PLUS/MINUS, DEFENSEMAN – +15 – Jaroslav Spacek (1998-99)

Rookie Goaltending Records...

SAVES, GAME – 43 – Roberto Luongo at Ottawa (2/22/01)

GAMES PLAYED, SEASON – 47 – Roberto Luongo (2000-01)

GOALS-AGAINST AVERAGE (MIN. 25 GP) – 2.44 – Roberto Luongo (2000-01)

WINS, SEASON – 12 – Roberto Luongo (2000-01)

LOSSES, SEASON – 24 – Roberto Luongo (2000-01)

TIES, SEASON – 7 – Roberto Luongo (2000-01)

SHUTOUTS, SEASON – 5 – Roberto Luongo (2000-01)

MINUTES PLAYED, SEASON – 2628 – Roberto Luongo (2000-01)

SAVE PERCENTAGE, SEASON (MIN. 25 GP) – .920 – Roberto Luongo (2000-01)

1993-94 FLORIDA PANTHERS

RECORD: 33-34-17 (83 Points)

COACH: Roger Neilson

ATLANTIC DIVISION FINISH: 5th

GENERAL MANAGER: Bob Clarke

EASTERN CONFERENCE FINISH: 9th

CAPTAIN: Brian Skrudland

NO	POS	NAME	GP	G	A	PTS	PIM	+/-	PP	SH	GW	GT	SHTS	PCTG	
22	RW	Bob Kudelski	OTT FLA Total	42 14 86	26 15 40	15 29 70	14 29 41	-25 -8 -33	12 5 17	0 2 3	1 0 3	0 1 1	251 127 151	20.5 11.3 15.9	
27	RW	Scott Mellanby	FLA	80	30	60	149	0	17	0	4	1	204	14.7	
26	C	*Jesse Belanger	FLA	70	17	33	50	16	-4	1	3	1	104	16.3	
14	C	Stu Barnes	WPG FLA Total	18 59 77	5 18 23	4 20 47	8 38 38	-1 -6 14	2 5 8	0 1 1	0 3 3	0 1 1	24 148 172	20.8 12.2 13.4	
19	LW	Andrei Lomakin	FLA	76	19	28	47	26	1	3	0	2	139	13.7	
5	D	Gord Murphy	FLA	84	14	29	43	71	-11	9	0	2	3	172	8.1
20	C	Brian Skrudland	FLA	79	15	25	40	136	13	0	2	1	0	110	13.6
10	LW	Dave Lowry	FLA	80	15	22	37	64	-4	3	0	3	1	122	12.3
21	RW	Tom Fitzgerald	FLA	83	18	14	32	54	-3	0	3	1	0	144	12.5
7	D	Brian Benning	FLA	73	6	24	30	107	-7	2	0	0	0	112	5.4
18	LW	Mike Hough	FLA	78	6	23	29	62	3	0	1	1	0	106	5.7
12	RW	Jody Hull	FLA	69	13	13	26	8	6	0	1	5	1	100	13.0
44	C	*Rob Niedermayer	FLA	65	9	17	26	51	-11	3	0	2	0	67	13.4
11	LW	Bill Lindsay	FLA	64	6	12	97	-2	0	0	0	0	0	90	6.7
4	D	Keith Brown	FLA	51	4	8	12	60	11	1	0	0	0	52	7.7
24	D	Brent Severyn	FLA	67	4	7	11	156	-1	1	0	1	0	93	4.3
2	RW	Joe Cirella	FLA	63	1	9	10	99	8	0	0	0	0	63	1.6
17	D	Mike Foligno	TOR	4	0	0	0	4	0	0	0	0	0	3	0.0
25	D	Geoff Smith	EDM	21	0	2	2	12	-10	0	0	0	0	23	0.0
23	LW	Jeff Daniels	FLA PIT Total	56 63 77	1 3 1	5 5 8	6 9 9	38 -3 -10	0 -1 -3	0 0 0	0 1 0	0 0 0	44 67 52	2.3 1.5 6.8	
6	D	Peter Andersson	FLA NVR Total	7 8 16	0 1 2	0 1 2	0 2 2	0 -3 -8	0 -1 0	0 1 1	0 0 0	0 1 1	0 10 21	0.0 10.0 9.1	
3	D	*Paul Laus	FLA	39	2	2	4	2	109	9	0	1	0	15	13.3
28	LW	*Patrick Lebeau	FLA	4	1	2	4	0	0	1	0	0	0	4	2.5
30	G	Mark Fitzpatrick	FLA	28	0	2	2	4	0	0	0	0	0	0	0.0
9	RW	Jamie Leach	FLA	2	1	0	1	0	-2	0	0	0	0	2	50.0
41	D	Stephane Richer	FLA	2	0	1	1	1	0	0	0	0	0	1	3.3
29	LW	Jeff Greenlaw	FLA	4	0	1	1	2	-1	0	0	0	0	6	0.0
8	D	Dallas Eakins	FLA	1	0	0	0	0	0	0	0	0	0	2	0.0
15	RW	*Doug Barrault	FLA	2	0	0	0	0	-2	0	0	0	0	2	0.0
16	C	*Len Barrie	FLA	2	0	0	0	0	-2	0	0	0	0	0	0.0
33	G	Eldon Reddick	FLA	2	0	0	0	0	0	0	0	0	0	0	0.0
34	G	John Vanbiesbrouck	FLA	57	0	0	0	38	0	0	0	0	0	0	0.0

GOALTENDERS	GP	W	L	T	GAA	MINS	EN	SO	GA	SA	SV%	G	A	PIM
34 John Vanbiesbrouck	57	21	25	11	2.53	3440	4	1	145	1912	.924	0	0	38
30 Mark Fitzpatrick	28	12	8	6	2.73	1603	3	1	73	844	.914	0	2	4
33 Eldon Reddick	2	0	1	0	6.00	80	0	0	8	45	.822	0	0	0
TOTALS	84	33	34	17	2.72	5144	7	2	233	2808	.917	0	2	42

*Indicates Rookie

GAME	DATE	OPPONENT	RESULT	SCORE	RECORD	ATTENDANCE	GAME	DATE	OPPONENT	RESULT	SCORE	RECORD	ATTENDANCE
1	Oct. 6	@Chicago	T-OT	4-4	0-0-1	17,737	43	Jan. 17	@NY Islanders	W	2-1	18-17-8	10,101
2	Oct. 7	@St. Louis	L	3-5	0-1-1	17,229	44	Jan. 19	WASHINGTON	W	5-1	19-17-8	14,295
3	Oct. 9	@Tampa Bay	W	2-0	1-1-1	27,227	45	Jan. 24	MONTREAL	W	8-3	20-17-8	**14,670
4	Oct. 12	PITTSBURGH	L	1-2	1-2-1	**14,372	46	Jan. 26	@Tampa Bay	T-OT	1-1	20-17-9	20,101
5	Oct. 14	OTTAWA	W	5-4	2-2-1	13,906	47	Jan. 28	SAN JOSE	T-OT	3-2	20-17-10	14,696
6	Oct. 17	TAMPA BAY	T-OT	3-3	2-2-2	13,059	48	Jan. 30	@Buffalo	W	3-2	21-17-10	13,051
7	Oct. 19	LOS ANGELES	T-OT	2-2	2-2-3	**14,317	49	Feb. 1	@Pittsburgh	L	1-2	21-18-10	15,091
8	Oct. 21	TORONTO	L-OT	3-4	2-3-3	11,778	50	Feb. 2	@Ottawa	W	4-1	22-18-10	10,186
9	Oct. 23	@New Jersey	L	1-2	2-4-3	14,315	51	Feb. 4	BUFFALO	L	2-7	22-19-10	**14,703
10	Oct. 26	WINNIPEG	L	2-5	2-5-3	13,171	52	Feb. 6	BOSTON	W	3-0	23-19-10	**14,704
11	Oct. 28	NY ISLANDERS	W	5-2	3-5-3	13,958	53	Feb. 10	@Philadelphia	L-OT	3-4	23-20-10	17,215
12	Oct. 30	TAMPA BAY	W-OT	2-1	4-5-3	12,976	54	Feb. 12	@NY Islanders	W	4-3	24-20-10	15,203
13	Nov. 2	PHILADELPHIA	L	3-4	4-6-3	13,152	55	Feb. 13	VANCOUVER	W	2-1	25-20-10	**14,691
14	Nov. 3	@Toronto	L	3-6	4-7-3	15,728	56	Feb. 16	@Detroit	L	3-7	25-21-10	19,875
15	Nov. 7	@Quebec	W	3-1	5-7-3	14,726	57	Feb. 18	@Buffalo	L	1-4	25-22-10	15,453
16	Nov. 10	@Montreal	W	1-1	6-7-3	16,195	58	Feb. 20	DETROIT	L-OT	3-4	25-23-10	**14,692
17	Nov. 11	@Ottawa	W	5-4	7-7-3	10,227	59	Feb. 22	@Winnipeg#	W	3-2	26-23-10	6,291
18	Nov. 14	QUEBEC	L	2-5	7-8-3	13,735	60	Feb. 24	WASHINGTON	L	1-2	26-24-10	**14,698
19	Nov. 16	NY RANGERS	L	2-4	7-9-3	14,021	61	Feb. 26	@Washington	L	2-4	26-25-10	16,130
20	Nov. 18	CHICAGO	L	2-3	7-10-3	13,522	62	Feb. 28	PITTSBURGH	L	3-4	26-26-10	14,688
21	Nov. 20	WASHINGTON	W	4-3	8-10-3	13,441	63	Mar. 2	NEW JERSEY	L	2-3	26-27-10	13,071
22	Nov. 23	HARTFORD	L-OT	1-2	8-11-3	10,837	64	Mar. 4	HARTFORD	L	1-2	26-28-10	**14,698
23	Nov. 26	@Boston	L	2-3	8-12-3	14,448	65	Mar. 7	@Vancouver	W	2-1	27-28-10	14,013
24	Nov. 27	@Hartford	L	0-4	8-13-3	12,015	66	Mar. 9	@Edmonton	W	5-3	28-28-10	12,566
25	Dec. 2	BUFFALO	W-OT	2-1	9-13-3	13,071	67	Mar. 11	@Calgary	L	2-4	28-29-10	20,130
26	Dec. 5	@San Jose	L	1-2	9-14-3	15,149	68	Mar. 14	NY RANGERS	W	2-1	29-29-10	**14,704
27	Dec. 7	@Anaheim	W	3-2	10-14-3	16,474	69	Mar. 16	CALGARY	W	2-1	30-29-10	**14,699
28	Dec. 8	@Los Angeles	W	6-5	11-14-3	14,752	70	Mar. 18	EDMONTON	T-OT	4-4	30-29-11	**14,674
29	Dec. 10	@Winnipeg	W	5-2	12-14-3	12,755	71	Mar. 20	PHILADELPHIA	W	5-3	31-29-11	**14,691
30	Dec. 12	@Dallas	T-OT	4-4	12-14-4	13,127	72	Mar. 21	NEW JERSEY	T-OT	3-3	31-29-12	14,213
31	Dec. 15	MONTREAL	T-OT	3-3	12-14-5	**14,639	73	Mar. 23	TORONTO#	T-OT	1-1	31-29-13	17,096
32	Dec. 19	BOSTON	L-OT	1-2	12-15-5	**14,698	74	Mar. 24	@Philadelphia	L	3-4	31-30-13	17,247
33	Dec. 22	NY RANGERS	W	3-2	13-15-5	**14,706	75	Mar. 26	@NY Islanders	W	3-1	32-30-13	14,427
34	Dec. 26	@Tampa Bay#	W	3-1	14-15-5	10,964	76	Mar. 28	DALLAS	L	4-5	32-31-13	14,593
35	Dec. 28	@Washington	T-OT	3-3	14-15-6	4,802	77	Mar. 30	ST. LOUIS	L	1-3	32-32-13	**14,713
36	Dec. 29	@Hartford	W	5-3	15-15-6	9,749	78	Apr. 2	OTTAWA	T-OT	2-2	32-32-14	**14,694
37	Jan. 1	ANHEIM	W	4-2	16-15-6	**14,689	79	Apr. 4	@NY Rangers	L	2-3	32-33-14	18,200
38	Jan. 3	@NY Rangers	L	2-3	16-16-6	18,200	80	Apr. 5	@Quebec	T-OT	3-3	32-33-15	15,049
39	Jan. 7	@New Jersey	L	1-4	16-17-6	9,933	81	Apr. 7	@Philadelphia	T-OT	3-3	32-33-16	17,268
40	Jan. 8	@Boston	T-OT	2-2	16-17-7	14,448	82	Apr. 10	NEW JERSEY	T-OT	2-2	32-33-17	**14,700
41	Jan. 13	@Pittsburgh	T-OT	2-2	16-17-8	15,661	83	Apr. 12	QUEBEC	L	2-5	32-34-17	**14,704
42	Jan. 15	@Montreal	W	5-2	17-17-8	16,721	84	Apr. 14	NY ISLANDERS	W	4-1	33-34-17	**14,703

**Denotes Home Sellout #Neutral Site (Orlando) ##Neutral Site (Hamilton)

1994-95 FLORIDA PANTHERS

RECORD: 20-22-6 (46 Points)

COACH: Roger Neilson

ATLANTIC DIVISION FINISH: 5th

GENERAL MANAGER: Bryan Murray

EASTERN CONFERENCE FINISH: 9th

CAPTAIN: Brian Skrudland

NO	POS	NAME	GP	G	A	PTS	PIM	+/-	PP	SH	GW	GT	SHTS	PGTG		
26	C	Jesse Belanger	FLA	47	15	14	29	18	-5	6	0	3	1	89	16.9	
14	C	Siu Barnes	FLA	41	10	19	29	8	7	1	0	2	0	93	10.8	
27	RW	Scott Mellanby	FLA	48	13	12	25	90	-16	4	0	5	0	130	10.0	
5	D	Gord Murphy	FLA	46	6	16	22	24	-14	5	0	0	0	94	6.4	
10	LW	Dave Lowry	FLA	45	10	10	20	25	-3	2	0	3	0	70	14.3	
12	RW	Jody Hull	FLA	46	11	8	19	8	-1	0	0	4	0	63	17.5	
11	LW	Bill Lindsay	FLA	48	10	9	19	46	1	0	1	0	0	63	15.9	
21	RW	Tom Fitzgerald	FLA	48	3	13	16	31	-3	0	0	0	0	78	3.8	
20	C	Brian Skrudland	FLA	47	5	9	14	88	0	1	0	0	0	44	11.4	
29	LW	Johan Garpenlov	SJ	13	1	2	2	2	-3	0	0	0	0	16	6.3	
		FLA	27	3	9	12	0	4	0	0	0	0	0	28	10.7	
		Total	40	4	10	14	2	1	0	0	0	0	0	44	9.1	
18	LW	Mike Hough	FLA	48	6	7	13	38	1	0	0	2	0	58	10.3	
6	D	Jason Woolley	FLA	34	4	9	13	18	-1	1	0	0	1	76	5.3	
15	LW	Gaetan Duchesne	SJ	33	2	7	9	16	-6	0	0	0	0	48	4.2	
		FLA	13	1	2	3	0	3	0	0	0	0	0	14	7.1	
		Total	46	3	9	12	16	-3	0	0	0	0	0	62	4.8	
44	C/RW	Rob Niedermayer	FLA	48	4	6	10	36	-13	1	0	0	0	58	6.9	
22	RW	Bob Kudrinski	FLA	26	6	3	9	2	2	3	0	1	0	29	20.7	
7	D	Brian Benning	FLA	24	1	7	8	18	-6	1	0	0	0	26	3.8	
28	D	Magnus Svensson	FLA	19	2	5	7	10	5	1	0	0	0	41	4.9	
19	LW	Andrei Lomakin	FLA	31	1	6	7	6	-5	1	0	0	0	25	4.0	
3	D	Paul Luis	FLA	37	0	7	7	138	12	0	0	0	0	18	.0	
13	D	Geoff Smith	FLA	47	2	4	6	22	-5	0	0	0	0	40	5.0	
16	D	Randy Moller	FLA	17	0	3	3	16	-5	0	0	0	0	12	.0	
24	D	Robert Svehla	FLA	5	1	1	2	0	3	1	0	0	0	6	16.7	
8	D	Dallas Eakins	FLA	17	0	1	1	35	2	0	0	0	0	3	.0	
2	D	Joe Crella	FLA	20	0	1	1	21	-7	0	0	0	0	13	.0	
34	G	John Vanbiesbroeck	FLA	37	0	1	1	6	0	0	0	0	0	0	.0	
38	D	Stephane Richer	FLA	1	0	0	0	2	0	0	0	0	0	0	.0	
42	RW	*Jamie Linden	FLA	4	0	0	0	17	-1	0	0	0	0	0	.0	
17	C	Dave Tomlinson	FLA	5	0	0	0	0	-2	0	0	0	0	0	.0	
4	D	Keith Brown	FLA	13	0	0	0	2	1	0	0	0	0	10	.0	
30	G	Mark Fitzpatrick	FLA	15	0	0	0	0	0	0	0	0	0	0	.0	
		GOALTENDERS	GP	W	L	T	GAA	MIN	EN	SO	GA	SA	SV%	G	A	PIM
34		John Vanbiesbroeck	37	14	15	4	2.47	2087	4	4	86	1000	.914	0	1	6
30		Mark Fitzpatrick	15	6	7	2	2.64	819	1	2	36	361	.900	0	0	0
		Totals	48	20	22	6	2.61	2916	5	6	127	1366	.907	0	1	6

*Indicates Rookie

GAME	DATE	OPPONENT	RESULT	SCORE	RECORD	ATTENDANCE	GAME	DATE	OPPONENT	RESULT	SCORE	RECORD	ATTENDANCE
1	Jan. 21	@NY Islanders	L	1-2	0-1-0	14,106	25	Mar. 12	@Hartford	W	4-1	10-12-3	9,741
2	Jan. 23	PITTSBURGH	L	5-6	0-2-0	** 14,703	26	Mar. 14	BUFFALO	L-OT	1-2	10-13-3	14,061
3	Jan. 25	@Tampa Bay	L	2-3	0-3-0	20,277	27	Mar. 16	WASHINGTON	W	5-1	11-13-3	13,395
4	Jan. 26	TAMPA BAY	W	4-2	1-3-0	13,147	28	Mar. 18	PHILADELPHIA	L-OT	3-4	11-14-3	** 14,703
5	Jan. 28	@Hartford	W	2-1	2-3-0	9,419	29	Mar. 20	@Quebec	L-OT	4-5	11-15-3	13,013
6	Jan. 30	@Boston	W	2-1	3-3-0	13,096	30	Mar. 22	@Montreal	W	3-2	12-15-3	16,264
7	Jan. 31	NY ISLANDERS	L	1-5	3-4-0	14,077	31	Mar. 24	@Buffalo	L	0-3	12-16-3	16,230
8	Feb. 2	MONTREAL	T-OT	1-1	3-4-1	14,008	32	Mar. 26	PITTSBURGH	W	2-0	13-16-3	** 14,703
9	Feb. 4	@Washington	L	2-3	3-5-1	13,372	33	Mar. 29	HARTFORD	T-OT	4-4	13-16-4	13,507
10	Feb. 7	@Pittsburgh	L	3-7	3-6-1	11,877	34	Apr. 2	@Tampa Bay	W	4-1	14-16-4	21,557
11	Feb. 9	@Philadelphia	W	3-0	4-6-1	16,229	35	Apr. 5	NY RANGERS	L	0-5	14-17-4	** 14,703
12	Feb. 11	HARTFORD	W	4-3	5-6-1	14,311	36	Apr. 8	@NY Islanders	T-OT	2-2	14-17-5	15,283
13	Feb. 12	NEW JERSEY	L	2-4	5-7-1	14,375	37	Apr. 12	NY ISLANDERS	L	1-3	14-18-5	** 14,703
14	Feb. 15	OTTAWA	W	2-0	6-7-1	12,072	38	Apr. 14	@Washington	L	0-3	14-19-5	12,293
15	Feb. 17	BOSTON	L	4-5	6-8-1	** 14,703	39	Apr. 16	TAMPA BAY	W	4-1	15-19-5	13,232
16	Feb. 19	QUEBEC	L	1-4	6-9-1	** 14,703	40	Apr. 18	PHILADELPHIA	L	1-3	15-20-5	** 14,703
17	Feb. 21	NY RANGERS	L	3-5	6-10-1	** 14,703	41	Apr. 20	NEW JERSEY	W	1-0	16-20-5	14,389
18	Feb. 23	MONTREAL	L	2-5	6-11-1	** 14,703	42	Apr. 22	QUEBEC	W	4-2	17-20-5	** 14,703
19	Feb. 25	@Ottawa	W	4-1	7-11-1	9,520	43	Apr. 24	@Ottawa	W	5-1	18-20-5	9,164
20	Feb. 28	@NY Rangers	T-OT	0-0	7-11-2	18,200	44	Apr. 26	@Buffalo	L	0-5	18-21-5	14,299
21	Mar. 2	@Philadelphia	T-OT	2-2	7-11-3	16,680	45	Apr. 28	@New Jersey	L	1-3	18-22-5	16,679
22	Mar. 4	@New Jersey	L	1-6	7-12-3	18,005	46	Apr. 30	WASHINGTON	T-OT	2-2	18-22-6	** 14,703
23	Mar. 8	OTTAWA	W	3-2	8-12-3	13,609	47	May 2	@NY Rangers	W	4-3	19-22-6	18,200
24	Mar. 11	@Boston	W	2-0	9-12-3	14,488	48	May 3	@Pittsburgh	W	4-3	20-22-6	15,396

**Denotes Home Sellout

1995-96 FLORIDA PANTHERS

RECORD: 41-31-10 (92 Points)

COACH: Doug MacLean

ATLANTIC DIVISION FINISH: 3rd

GENERAL MANAGER: Bryan Murray

EASTERN CONFERENCE FINISH: 4th

CAPTAIN: Brian Skrudland

NO	POS	NAME	GP	G	A	PTS	PIM	+/-	PP	SH	GW	GT	SHTS	PCTG		
27	RW	Scott Mellanby	FLA	79	32	38	70	160	4	19	0	3	1	225	14.2	
44	C	Rob Niedermayer	FLA	82	26	35	61	107	1	11	0	6	0	155	16.8	
26	RW	Ray Sheppard	DIET	5	2	2	4	2	0	0	0	0	0	9	22.2	
			SJ	51	27	19	46	10	-19	12	0	4	0	170	15.9	
			FLA	14	8	2	10	4	0	2	0	2	0	52	15.4	
			Total	70	37	23	60	16	-19	14	0	7	0	231	16.0	
24	D	Robert Svehla	FLA	81	8	49	57	94	-3	7	0	0	0	146	5.5	
29	LW	Johan Garpenlov	FLA	82	23	28	51	36	-10	8	0	7	1	130	17.7	
14	C	Stu Barnes	FLA	72	19	25	44	46	-12	8	0	5	2	158	12.0	
28	C	Martin Straka	OTT	43	9	16	25	29	-14	5	0	1	0	63	14.3	
			NYI	22	2	10	12	6	-6	0	0	0	0	18	11.1	
			FLA	12	2	4	6	6	1	1	0	0	0	17	11.8	
			Total	77	13	30	43	41	-19	6	0	1	0	98	13.3	
12	RW	Jody Hull	FLA	78	20	17	37	25	5	2	0	3	1	120	16.7	
21	RW	Tom Fitzgerald	FLA	82	13	21	34	75	-3	1	6	2	0	141	9.2	
11	LW	Bill Lindsay	FLA	73	12	22	34	57	13	0	3	2	0	118	12.0	
6	D	Jason Woolley	FLA	52	6	28	34	32	-9	3	0	0	0	98	6.1	
5	D	Gord Murphy	FLA	70	8	22	30	30	5	4	0	0	0	125	6.4	
34	RW	*Radek Dvorak	FLA	77	13	14	27	20	5	0	0	0	0	126	10.3	
20	C	Brian Skrudland	FLA	79	7	20	27	129	6	0	1	1	0	90	7.8	
10	LW	Dave Lowry	FLA	63	10	14	24	36	-2	0	0	1	0	83	12.0	
18	LW	Mike Hough	FLA	64	7	16	23	37	4	0	1	1	0	66	10.6	
55	D	*Ed Jovanovski	FLA	70	10	11	21	137	-3	2	0	2	0	116	8.6	
			D	73	3	10	13	60	10	1	0	0	0	42	7.1	
			FLA	70	3	9	11	21	-1	2	0	1	0	58	3.4	
8	D	Magnus Svensson	FLA	31	3	7	10	20	-4	2	0	0	0	34	8.8	
3	D	Paul Laus	FLA	78	3	6	9	236	-2	0	0	0	0	45	6.7	
16	LW	Gilbert Dionne	PHI	2	0	1	1	0	0	0	0	0	0	0	0	
			FLA	5	1	3	4	0	0	0	0	0	0	12	8.3	
			Total	7	1	3	4	0	0	0	0	0	0	12	8.3	
15	LW	*Brett Harkins	FLA	8	0	3	3	6	-2	0	0	0	0	4	0	
23	D	*Rhett Warrener	FLA	28	0	3	3	46	4	0	0	0	0	19	0	
19	RW	*Brad Smyth	FLA	7	1	1	2	4	-3	1	0	0	0	12	8.3	
51	RW	*David Nemirovsky	FLA	9	0	2	2	2	-1	0	0	0	0	6	0	
34	G	J Vanbiesbroeck	FLA	57	0	2	2	10	0	0	0	0	0	1	0	
40	C	*Steve Washburn	FLA	1	0	1	1	0	0	0	0	0	0	0	0	
22	RW	Bob Kudelski	FLA	13	0	1	1	0	1	0	0	0	0	23	0	
7	LW	Mike Cassemian	FLA	3	0	0	0	0	-1	0	0	0	0	2	0	
30	G	Mark Fitzpatrick	FLA	34	0	0	0	12	0	0	0	0	0	0	0	
			Total	7	1	3	4	0	0	0	0	0	0	12	8.3	
	GOALTENDERS		GP	W	L	T	GAA	MINS	EN	SO	GA	SA	SV%	G	A	PIM
34	John Vanbiesbroeck		56	26	20	7	2.68	3118	2	2	141	1454	.903	0	2	10
30	Mark Fitzpatrick		34	15	11	3	2.96	1786	2	0	88	810	.891	0	0	12
	TOTALS		82	41	31	10	2.82	4979	4	2	234	2287	.898	0	2	22

*Indicates Rookie

GAME	DATE	OPPONENT	RESULT	SCORE	RECORD	ATTENDANCE	GAME	DATE	OPPONENT	RESULT	SCORE	RECORD	ATTENDANCE
1	Oct. 7	@New Jersey	L	0-4	0-1-0	19,040	42	Jan. 10	@Colorado	T-OT	4-4	27-12-3	16,061
2	Oct. 8	CALGARY	W	4-3	1-1-0	12,087	43	Jan. 12	@Dallas	T-OT	6-6	27-12-4	16,314
3	Oct. 11	MONTREAL	W	6-1	2-1-0	10,896	44	Jan. 16	ST. LOUIS	W	4-1	28-12-4	12,108
4	Oct. 13	OTTAWA	W	6-2	3-1-0	10,085	45	Jan. 22	@Philadelphia	T-OT	1-1	28-12-5	17,380
5	Oct. 15	NY ISLANDERS	W	5-3	4-1-0	11,210	46	Jan. 23	@Washington	W	5-4	29-12-5	9,607
6	Oct. 17	CHICAGO	L	3-6	4-2-0	12,018	47	Jan. 25	MONTREAL	L	2-6	29-13-5	14,187
7	Oct. 21	HARTFORD	W	3-0	5-2-0	12,503	48	Jan. 27	BUFFALO	W	6-2	30-13-5	** 14,703
8	Oct. 24	@Toronto	W	6-1	6-2-0	15,512	49	Jan. 29	PITTSBURGH	W	2-1	31-13-5	** 14,703
9	Oct. 25	@Montreal	L	2-7	6-3-0	16,072	50	Jan. 31	@Buffalo	L	2-6	31-14-5	11,566
10	Oct. 28	@Ottawa	W	4-1	7-3-0	8,690	51	Feb. 1	@Boston	T-OT	2-2	31-14-6	17,430
11	Oct. 31	NY ISLANDERS	L-OT	4-5	7-4-0	10,896	52	Feb. 3	@Tampa Bay	W	5-3	32-14-6	20,828
12	Nov. 2	@Philadelphia	W	2-1	8-4-0	17,219	53	Feb. 7	@Detroit	L	2-4	32-15-6	19,983
13	Nov. 3	@Washington	W	3-2	9-4-0	15,713	54	Feb. 8	DETROIT	W	3-1	33-15-6	** 14,703
14	Nov. 5	TAMPA BAY	W	4-1	10-4-0	11,252	55	Feb. 11	ST. LOUIS	T-OT	2-2	33-15-7	14,370
15	Nov. 7	PHILADELPHIA	W	4-2	11-4-0	12,469	56	Feb. 14	PHILADELPHIA	L	2-4	33-16-7	13,746
16	Nov. 9	EDMONTON	W	2-1	12-4-0	10,816	57	Feb. 16	COLORADO	L-OT	4-5	33-17-7	** 14,703
17	Nov. 11	BUFFALO	W	4-1	13-4-0	14,042	58	Feb. 18	DALLAS	W	6-4	34-17-7	14,042
18	Nov. 14	TORONTO	W	5-2	14-4-0	11,492	59	Feb. 21	@New Jersey	W	4-1	35-17-7	15,872
19	Nov. 16	VANCOUVER	T-OT	2-2	14-4-1	12,016	60	Feb. 24	NY RANGERS	L	0-4	35-18-7	** 14,703
20	Nov. 18	@Los Angeles	L	2-3	14-5-1	13,346	61	Feb. 25	@Buffalo	L	1-6	35-19-7	13,809
21	Nov. 19	@Anaheim	W	4-3	15-5-1	17,174	62	Feb. 29	WASHINGTON	T-OT	2-2	35-19-8	12,183
22	Nov. 21	NEW JERSEY	W	4-3	16-5-1	13,249	63	Mar. 2	@Hartford	L	1-7	35-20-8	11,935
23	Nov. 26	LOS ANGELES	W	5-1	17-5-1	** 14,703	64	Mar. 5	@St. Louis	L	0-2	35-21-8	20,725
24	Nov. 29	PHILADELPHIA	L-OT	1-2	17-6-1	13,553	65	Mar. 7	@Winnipeg	L	3-5	35-22-8	11,322
25	Dec. 1	@Pittsburgh	L	1-2	17-7-1	15,754	66	Mar. 10	BOSTON	L	1-4	35-23-8	** 14,703
26	Dec. 2	@Hartford	W	5-3	18-7-1	10,092	67	Mar. 11	@Chicago	W	4-8	35-24-8	19,772
27	Dec. 5	@Washington	W	4-3	19-7-1	8,126	68	Mar. 13	@NY Rangers	T-OT	3-3	35-24-9	** 14,703
28	Dec. 7	ANAHEIM	T-OT	3-3	19-7-2	12,142	69	Mar. 17	NEW JERSEY	W	3-0	36-24-9	** 14,703
29	Dec. 9	BOSTON	W	3-1	20-7-2	** 14,703	70	Mar. 19	OTTAWA	W	5-2	37-24-9	12,255
30	Dec. 11	@New Jersey	W	2-1	21-7-2	12,634	71	Mar. 21	NY ISLANDERS	W	3-2	38-24-9	12,704
31	Dec. 12	@NY Islanders	W	3-1	22-7-2	8,065	72	Mar. 23	@Tampa Bay	L	2-4	38-25-9	21,035
32	Dec. 14	L	4-6	22-8-2	17,285	73	Mar. 27	@NY Rangers	L	0-3	38-26-9	18,200	
33	Dec. 16	@Tampa Bay	W	7-2	23-8-2	16,241	74	Mar. 28	PITTSBURGH	L	2-3	38-27-9	** 14,703
34	Dec. 21	WINNIPEG	W	6-1	24-8-2	13,601	75	Mar. 30	TAMPA BAY	L	1-2	38-28-9	** 14,703
35	Dec. 23	NEW JERSEY	W	2-1	25-8-2	** 14,703	76	Apr. 1	HARTFORD	W	3-2	39-28-9	13,159
36	Dec. 28	WASHINGTON	L	4-5	25-9-2	** 14,703	77	Apr. 3	@Ottawa	L	2-3	39-29-9	13,074
37	Dec. 30	@Pittsburgh	L	5-6	25-10-2	17,181	78	Apr. 6	@Montreal	L	1-2	39-30-9	21,273
38	Jan. 3	@Vancouver	L	2-7	25-11-2	18,422	79	Apr. 8	@NY Rangers	W	5-3	40-30-9	18,200
39	Jan. 5	@Edmonton	W	3-2	26-11-2	11,762	80	Apr. 10	TAMPA BAY	L	1-2	40-31-9	** 14,703
40	Jan. 6	@Calgary	L	0-2	26-12-2	16,792	81	Apr. 12	@NY Islanders	T-OT	1-1	40-31-10	14,744
41	Jan. 8	@San Jose	W	5-2	27-12-2	17,190	82	Apr. 14	NY RANGERS	W	5-1	41-31-10	** 14,703

**Denotes Home Sellout

1996-97 FLORIDA PANTHERS

RECORD: 35-28-19 (89 Points)

COACH: Doug MacLean

ATLANTIC DIVISION FINISH: 3rd

GENERAL MANAGER: Bryan Murray

EASTERN CONFERENCE FINISH: 4th

CAPTAIN: Brian Skrudland

NO	POS	NAME	GP	G	A	PTS	PIM	+/-	PP	SH	GW	GT	SHTS	PCTG			
26	RW	Ray Sheppard	FLA	68	29	31	60	4	4	13	0	7	0	226	12.8		
27	RW	Scott Mellanby	FLA	82	27	29	56	170	7	9	1	4	0	221	12.2		
24	D	Robert Svehla	FLA	82	13	32	45	86	2	5	0	3	0	159	8.2		
9	C	Kirk Muller	TOR	66	20	17	37	85	-23	9	1	3	0	153	13.1		
			FLA	10	1	2	3	4	-2	1	0	1	0	21	4.8		
		Total		76	21	19	40	89	-25	10	1	4	0	174	12.1		
19	RW	Radek Dvorak	FLA	78	18	21	39	30	-2	2	0	1	0	139	12.9		
44	C	Rob Niedermayer	FLA	60	14	24	38	54	4	3	0	2	0	136	10.3		
29	LW	Johan Garpenhov	FLA	53	11	25	36	47	10	1	0	1	2	83	13.3		
11	LW	Bill Lindsay	FLA	81	11	23	34	120	1	0	1	3	0	168	6.5		
10	LW	Dave Lowry	FLA	77	15	14	29	51	2	2	0	2	1	96	15.6		
28	C	Martin Straka	FLA	55	7	22	29	12	9	2	0	1	0	94	7.4		
4	D	Per Gustafsson	FLA	58	7	22	29	22	11	2	0	1	0	105	6.7		
21	RW	Tom Fitzgerald	FLA	71	10	14	24	64	7	0	0	2	1	135	7.4		
5	D	Gord Murphy	FLA	80	8	15	23	51	3	2	0	0	0	137	5.8		
55	D	Ed Jovanovick	FLA	61	7	16	23	172	-1	3	0	1	0	80	8.8		
20	C	Brian Skrudland	FLA	51	5	13	18	48	4	0	0	2	0	57	8.8		
12	RW	Jody Hull	FLA	67	10	6	16	4	1	0	1	2	1	92	10.9		
16	LW	Mike Hough	FLA	69	8	6	14	48	12	0	0	2	0	85	9.4		
15	RW	*David Nemirovsky	FLA	39	7	7	14	32	1	1	0	0	1	53	13.2		
2	D	Terry Carkner	FLA	70	0	14	14	96	-4	0	0	0	0	38	.0		
7	D	Rhett Warren	FLA	62	4	9	13	88	20	1	0	1	0	58	6.9		
3	D	Paul Laus	FLA	77	0	12	12	313	13	0	0	0	0	63	.0		
3	C	*Steve Washburn	FLA	18	3	6	8	4	2	1	0	0	0	21	14.3		
23	C	Chris Welts	FLA	47	2	6	8	42	5	0	0	0	0	29	6.9		
34	G	J. Vanbiesbrouck	FLA	57	0	2	2	8	0	0	0	0	0	0	.0		
30	G	Mark Fitzpatrick	FLA	30	0	1	1	13	0	0	0	0	0	0	.0		
8	RW	*Craig Martin	FLA	1	0	0	0	5	0	0	0	0	0	1	.0		
25	D	Geoff Smith	FLA	3	0	0	0	2	1	0	0	0	0	2	.0		
16	C	Craig Ferguson	FLA	8	0	0	0	0	-1	0	0	0	0	5	.0		
17	C	Craig Fisher	FLA	4	0	0	0	0	-2	0	0	0	0	2	.0		
		GOALTENDERS		GP	W	L	T	GAA	MIN	EN	SO	GA	SA	SV%	G	A	PIM
34		John Vanbiesbrouck		57	27	19	10	2.29	3347	3	2	128	1582	.919	0	2	8
30		Mark Fitzpatrick		30	8	9	9	2.36	1680	4	0	66	414	.914	0	1	13
		TOTALS		82	35	28	19	2.39	5041	7	2	201	2360	.915	0	3	21

*Indicates Rookie

GAME	DATE	OPPONENT	RESULT	SCORE	RECORD	ATTENDANCE	GAME	DATE	OPPONENT	RESULT	SCORE	RECORD	ATTENDANCE
1	Oct. 5	@Philadelphia	W	3-1	1-0-0	19,137	42	Jan. 11	@Calgary	W	4-1	22-11-9	17,273
2	Oct. 6	@NY Rangers	W	5-2	2-0-0	18,200	43	Jan. 14	@Vancouver	T-OT	4-4	22-11-10	18,422
3	Oct. 8	NY RANGERS	T-OT	1-1	2-0-1	** 14,703	44	Jan. 15	@Edmonton	L	0-4	22-12-10	15,673
4	Oct. 12	HARTFORD	W	6-0	3-0-1	** 14,703	45	Jan. 20	COLORADO	L	2-4	22-13-10	** 14,703
5	Oct. 16	@San Jose	T-OT	3-3	3-0-2	17,442	46	Jan. 22	@Hartford	L-OT	1-2	22-14-10	** 12,627
6	Oct. 17	@Colorado	W	2-1	4-0-2	16,061	47	Jan. 23	@Boston	W	4-1	23-14-10	15,856
7	Oct. 20	@Phoenix	T-OT	1-1	4-0-3	14,191	48	Jan. 25	TAMPA BAY	W	3-2	24-14-10	** 14,703
8	Oct. 23	OTTAWA	W	5-2	5-0-3	** 14,703	49	Jan. 28	MONTREAL	W	5-1	25-14-10	** 14,703
9	Oct. 25	NY RANGERS	W	6-4	6-0-3	** 14,703	50	Jan. 30	BOSTON	W	3-1	26-14-10	** 14,703
10	Oct. 27	@Philadelphia	W	3-2	7-0-3	18,903	51	Feb. 1	WASHINGTON	L	1-3	26-15-10	** 14,703
11	Oct. 29	@NY Rangers	T-OT	1-1	7-0-4	18,200	52	Feb. 3	@Montreal	T-OT	2-2	26-15-11	20,471
12	Oct. 30	CHICAGO	W	3-2	8-0-4	** 14,703	53	Feb. 6	@Buffalo	T-OT	1-1	26-15-12	16,440
13	Nov. 2	PHILADELPHIA	L	2-3	8-1-4	** 14,703	54	Feb. 7	@New Jersey	T-OT	2-2	26-15-13	18,303
14	Nov. 7	WASHINGTON	W	4-3	9-1-4	** 14,703	55	Feb. 9	NY RANGERS	W	4-3	27-15-13	** 14,703
15	Nov. 9	PITTSBURGH	W	4-2	10-1-4	** 14,703	56	Feb. 12	TAMPA BAY	W	5-2	28-15-13	** 14,703
16	Nov. 11	@Buffalo	L-OT	2-3	10-2-4	14,197	57	Feb. 15	@NY Islanders	L-OT	0-1	28-16-13	16,297
17	Nov. 13	@Montreal	W	5-3	11-2-4	20,761	58	Feb. 16	DETROIT	L	2-4	28-17-13	14,703
18	Nov. 15	NY ISLANDERS	T-OT	3-3	11-2-5	** 14,703	59	Feb. 18	@Pittsburgh	L	2-4	28-18-13	16,900
19	Nov. 18	WASHINGTON	L	2-4	11-3-5	** 14,703	60	Feb. 20	NEW JERSEY	T-OT	2-2	28-18-14	** 14,703
20	Nov. 20	LOS ANGELES	W	4-1	12-3-5	** 14,703	61	Feb. 21	PHILADELPHIA	L-OT	3-4	28-19-14	** 14,703
21	Nov. 22	@Dallas	W-OT	2-1	13-3-5	16,573	62	Feb. 25	SAN JOSE	T-OT	2-2	28-19-15	** 14,703
22	Nov. 23	@St. Louis	W	3-1	14-3-5	19,304	63	Feb. 27	ST. LOUIS	W-OT	3-2	29-19-15	** 14,703
23	Nov. 26	BUFFALO	W	4-3	15-3-5	** 14,703	64	Mar. 1	@Tampa Bay	L	0-2	29-20-15	19,517
24	Nov. 29	HARTFORD	T-OT	1-1	15-3-6	** 14,703	65	Mar. 5	PHOENIX	L	0-3	29-21-15	** 14,703
25	Dec. 1	@Detroit	W	4-2	16-3-6	19,983	66	Mar. 7	CALGARY	L	1-3	29-22-15	** 14,703
26	Dec. 3	@New Jersey	L	0-2	16-4-6	12,032	67	Mar. 9	BOSTON	L	1-3	29-23-15	** 14,703
27	Dec. 5	NY ISLANDERS	W	4-2	17-4-6	** 14,703	68	Mar. 11	NY ISLANDERS	W	3-2	30-23-15	** 14,703
28	Dec. 8	DALLAS	T-OT	1-1	17-4-7	** 14,703	69	Mar. 13	VANCOUVER	W	5-4	31-23-15	** 14,703
29	Dec. 10	@Philadelphia	L	4-5	17-5-7	19,228	70	Mar. 15	TORONTO	T-OT	3-3	31-23-16	** 14,703
30	Dec. 11	@Hartford	L	2-5	17-6-7	11,884	71	Mar. 17	@New Jersey	W	4-1	32-23-16	17,109
31	Dec. 15	EDMONTON	W	6-3	18-6-7	** 14,703	72	Mar. 19	@NY Islanders	L	4-7	32-24-16	11,139
32	Dec. 19	@Ottawa	L	2-5	18-7-7	13,264	73	Mar. 20	@Ottawa	T-OT	2-2	32-24-17	18,219
33	Dec. 20	@Chicago	W	3-1	19-7-7	18,985	74	Mar. 22	BUFFALO	W	3-2	33-24-17	** 14,703
34	Dec. 22	@NY Rangers	L	3-7	19-8-7	18,200	75	Mar. 27	OTTAWA	L	2-3	33-25-17	** 14,703
35	Dec. 23	@NY Islanders	W-OT	4-3	20-8-7	11,127	76	Mar. 29	TAMPA BAY	T-OT	1-1	33-25-18	** 14,703
36	Dec. 26	@Tampa Bay	T-OT	3-3	20-9-8	20,150	77	Mar. 31	@Pittsburgh	L	3-4	33-26-18	17,220
37	Dec. 28	@Washington	T-OT	1-1	20-9-9	18,130	78	Apr. 2	@Toronto	L	1-3	33-27-18	15,726
38	Dec. 29	MONTREAL	L	0-2	20-9-9	** 14,703	79	Apr. 5	@Boston	L	2-4	33-28-18	15,632
39	Jan. 1	ANAHEIM	L	1-3	20-10-9	** 14,703	80	Apr. 6	@Washington	T-OT	3-3	33-28-19	18,130
40	Jan. 4	@Los Angeles	W	5-0	21-10-9	12,227	81	Apr. 9	NEW JERSEY	W	4-2	34-28-19	** 14,703
41	Jan. 8	@Anaheim	L	2-3	21-11-9	17,174	82	Apr. 11	PITTSBURGH	W	4-2	35-28-19	** 14,703

**Denotes Home Sellout

1997-98 FLORIDA PANTHERS

RECORD: 24-43-15 (63 Points)

COACH: Doug McLean, Bryan Murray

ATLANTIC DIVISION FINISH: 6th

GENERAL MANAGER: Bryan Murray

EASTERN CONFERENCE FINISH: 12th

CAPTAIN: Scott Mellanby

NO	POS	NAME	GP	G	A	PTS	PIM	+	-	PP	SH	GW	GT	SHTS	PCTG	
14	C	Ray Whitney	EDM	9	1	3	4	0	-1	0	0	0	0	19	5.3	
			FLA	68	32	29	61	28	10	12	0	2	0	156	20.5	
		Total		77	33	32	65	28	9	12	0	2	0	175	18.9	
15	C	Dave Gagner	FLA	78	20	28	48	55	-21	5	1	1	0	165	12.1	
24	D	Robert Svehla	FLA	79	9	34	43	113	-3	3	0	0	0	144	6.3	
27	RW	Scott Mellanby	FLA	79	15	24	39	127	-14	6	0	1	0	188	8.0	
19	RW	Radek Dvorak	FLA	64	12	24	36	33	-1	2	3	0	1	112	10.7	
22	RW	Dino Ciccarelli	TB	34	11	6	17	42	-14	3	0	3	1	104	10.6	
			FLA	28	5	11	16	28	-2	2	0	0	1	57	8.8	
		Total		62	16	17	33	70	-16	5	0	4	2	161	9.9	
25	C	Viktor Kozlov	SJ	18	5	2	7	2	-2	2	0	0	0	51	9.8	
			FLA	46	12	11	23	14	-1	3	2	0	0	114	10.5	
		Total		64	17	13	30	16	-3	5	2	0	0	165	10.3	
9	C	Kirk Muller	FLA	70	8	21	29	54	-14	1	0	3	1	115	7.0	
11	LW	Bill Lindsay	FLA	82	12	16	28	80	-2	0	2	5	0	150	8.0	
55	D	Ed Jovanovski	FLA	81	9	14	23	158	-12	2	1	3	1	142	6.3	
51	RW	David Nemirovsky	FLA	41	9	12	21	8	-3	2	0	1	0	62	14.5	
17	C	*Steve Washburn	FLA	58	11	8	19	32	-6	0	0	2	0	61	18.0	
5	D	Gord Murphy	FLA	79	6	11	17	46	-3	3	0	0	0	123	4.9	
6	D	Jeff Norton	TB	37	4	6	10	26	-25	4	0	0	1	41	9.8	
			FLA	19	0	7	7	18	-7	0	0	0	0	20	0	
		Total		56	4	13	17	44	-32	4	0	0	1	61	6.6	
44	C	Rob Niedermayer	FLA	33	8	7	15	41	-9	5	0	2	0	64	12.5	
23	C	Chris Wells	FLA	61	5	10	15	47	4	0	1	0	0	57	8.8	
3	D	Paul Laus	FLA	77	0	11	11	293	-5	0	0	0	0	0	54	0
2	D	Terry Carkner	FLA	74	1	7	8	63	6	0	0	1	0	34	2.9	
29	LW	Johan Garpenlov	FLA	39	2	3	5	8	-6	0	0	0	0	43	4.7	
37	D	Rhett Warrenner	FLA	79	0	4	4	99	-16	0	0	0	0	66	0	
34	G	John Vanbiesbrouck	FLA	60	0	3	3	6	0	0	0	0	0	0	0	
16	C	*Ryan Johnson	FLA	10	0	2	0	0	0	0	0	0	0	0	0	
8	D	Dallas Eakins	FLA	23	0	1	1	44	1	0	0	0	0	16	0	
1	G	Kirk McLean	VAN	29	8	0	0	0	0	0	0	0	0	0	0	
			CAR	8	0	1	1	0	0	0	0	0	0	0	0	
			FLA	7	0	0	0	0	0	0	0	0	0	0	0	
		Total		44	0	1	1	0	0	0	0	0	0	0	0	
12	D	*Chris Allen	FLA	1	0	0	0	2	0	0	0	0	0	1	0	
4	D	*John Jakopin	FLA	2	0	0	0	4	-3	0	0	0	0	1	0	
1	G	*Kevin Weekes	FLA	11	0	0	0	0	0	0	0	0	0	0	0	
28	LW	*Peter Worrell	FLA	19	0	0	0	153	-4	0	0	0	0	15	0	

GOALTENDERS	GP	W	L	T	GAA	MIN5	EN	SO	GA	SA	SV%	G	A	PIM
34 John Vanbiesbrouck	60	18	29	11	2.87	3451	4	4	165	1638	89%	0	3	6
30 Mark Fitzpatrick	12	2	7	2	3.00	640	0	1	32	265	87%	0	0	2
1 Kirk McLean	7	4	2	1	3.25	406	0	0	22	207	.894	0	0	0
80 *Kevin Weekes	11	0	5	1	3.96	485	1	0	32	247	.870	0	0	0
TOTALS	82	24	43	15	3.07	5009	5	5	256	2362	.892	0	3	8

*Indicates Rookie

GAME	DATE	OPPONENT	RESULT	SCORE	RECORD	ATTENDANCE	GAME	DATE	OPPONENT	RESULT	SCORE	RECORD	ATTENDANCE
1	Oct. 1	@Philadelphia	L	1-3	0-1-0	19,381	42	Jan. 2	@Tampa Bay	TOT	2-2	15-20-7	12,642
2	Oct. 4	@Pittsburgh	W	5-3	1-1-0	15,352	43	Jan. 4	ANAHEIM	TOT	3-3	15-20-8	** 14,703
3	Oct. 11	@St. Louis	L	3-5	1-2-0	17,730	44	Jan. 7	@Edmonton	L	2-3	15-21-8	14,797
4	Oct. 13	NY TAMPA BAY	TOT	2-2	1-2-1	** 14,703	45	Jan. 9	@Calgary	TOT	3-3	15-21-9	17,010
5	Oct. 15	TAMPA BAY	W	2-1	2-2-1	** 14,703	46	Jan. 10	@Vancouver	TOT	2-2	15-21-10	17,679
6	Oct. 19	@Dallas	L	0-4	2-3-1	14,812	47	Jan. 12	@Colorado	L	1-3	15-22-10	16,061
7	Oct. 16	PITTSBURGH	L	1-4	2-4-1	14,703	48	Jan. 14	@Phoenix	L	2-3	15-23-10	14,158
8	Oct. 22	@Montreal	L	0-3	2-5-1	20,301	49	Jan. 21	@Anaheim	L	3-8	15-24-10	17,001
9	Oct. 23	@Ottawa	TOT	2-2	2-5-2	15,168	50	Jan. 22	@Los Angeles	L	1-3	15-25-10	12,920
10	Oct. 25	@Boston	W	5-4	3-5-2	14,580	51	Jan. 24	@San Jose	TOT	1-1	15-25-11	17,483
11	Oct. 28	LOS ANGELES	TOT	2-2	3-5-3	** 14,703	52	Jan. 27	CAROLINA	W	3-0	16-25-11	** 14,703
12	Oct. 30	OTTAWA	L	2-5	3-6-3	** 14,703	53	Jan. 29	DALLAS	W	3-2	17-25-11	** 14,703
13	Nov. 1	BUFFALO	L-T	4-4	3-7-3	** 14,703	54	Jan. 31	TAMPA BAY	W	2-0	18-25-11	** 14,703
14	Nov. 5	NEW JERSEY	L	3-4	3-8-3	** 14,703	55	Feb. 1	BUFFALO	L	2-5	18-26-11	** 14,703
15	Nov. 6	@Buffalo	W	4-2	4-8-3	12,752	56	Feb. 3	DETROIT	TOT	1-1	18-26-12	** 14,703
16	Nov. 9	WASHINGTON	W	3-2	5-8-3	** 14,703	57	Feb. 7	@Toronto	L	2-3	18-27-12	15,726
17	Nov. 12	NY ISLANDERS	TOT	2-2	5-8-4	** 14,703	58	Feb. 25	NEW JERSEY	L	2-3	18-28-12	** 14,703
18	Nov. 14	PHILADELPHIA	L	2-5	5-9-4	** 14,703	59	Feb. 27	@Detroit	L	1-3	18-29-12	19,983
19	Nov. 15	@NY Islanders	W	1-0	6-9-4	12,356	60	Mar. 4	NY RANGERS	L	3-4	18-30-12	14,703
20	Nov. 18	NY RANGERS	L	1-3	6-10-4	** 14,703	61	Mar. 7	@Washington	L	3-6	18-31-12	15,916
21	Nov. 20	CALGARY	L	1-2	6-11-4	** 14,703	62	Mar. 9	@Montreal	L	1-6	18-32-12	20,783
22	Nov. 22	@New Jersey	W-T	2-1	7-11-4	** 14,703	63	Mar. 11	@Ottawa	L	3-5	18-33-12	15,539
23	Nov. 23	WASHINGTON	L	2-5	7-12-4	** 14,703	64	Mar. 13	EDMONTON	L	0-4	18-34-12	** 14,703
24	Nov. 26	BOSTON	W	10-5	8-12-4	** 14,703	65	Mar. 15	CHICAGO	L	4-8	18-35-12	** 14,703
25	Nov. 28	COLORADO	L	2-3	8-13-4	** 14,703	66	Mar. 17	VANCOUVER	L	2-4	18-36-12	** 14,703
26	Nov. 30	@NY Rangers	TOT	1-1	8-13-5	18,200	67	Mar. 19	@Buffalo	L	1-6	18-37-12	19,216
27	Dec. 1	PHOENIX	L	2-3	8-14-5	** 14,703	68	Mar. 21	@Tampa Bay	L	1-5	18-38-12	13,870
28	Dec. 5	@Washington	L-T	2-3	8-15-5	19,740	69	Mar. 23	CAROLINA	L	3-5	18-39-12	14,511
29	Dec. 7	WASHINGTON	W	5-4	9-15-5	** 14,703	70	Mar. 26	MONTREAL	W	5-4	19-39-12	** 14,703
30	Dec. 10	@Carolina	W	5-2	10-15-5	7,219	71	Mar. 28	@Boston	W-T	3-2	20-39-12	16,372
31	Dec. 12	@NY Rangers	W	4-3	11-15-5	18,200	72	Mar. 29	@Chicago	W	4-0	21-39-12	17,890
32	Dec. 13	@NY Islanders	L	1-4	11-16-5	10,343	73	Apr. 1	MONTREAL	L	3-4	21-40-12	14,416
33	Dec. 15	BOSTON	L	2-6	11-17-5	** 14,703	74	Apr. 4	@Philadelphia	W	4-1	22-40-12	19,567
34	Dec. 17	NY RANGERS	L	2-4	11-18-5	** 14,703	75	Apr. 5	PITTSBURGH	W	3-1	23-40-12	** 14,703
35	Dec. 18	@Washington	W	4-0	12-18-5	10,414	76	Apr. 7	TORONTO	L	1-3	23-41-12	** 14,703
36	Dec. 20	@Philadelphia	L	0-2	12-19-5	19,609	77	Apr. 9	PHILADELPHIA	W	3-2	24-41-12	** 14,703
37	Dec. 23	ST. LOUIS	L	2-3	12-20-5	** 14,703	78	Apr. 11	@Pittsburgh	TOT	3-3	24-41-13	14,127
38	Dec. 26	@Carolina	W	5-2	13-20-5	8,684	79	Apr. 12	@New Jersey	TOT	5-5	24-41-14	15,116
39	Dec. 27	@NY Islanders	W	6-2	14-20-5	** 16,297	80	Apr. 14	OTTAWA	L	2-3	24-42-14	** 14,703
40	Dec. 30	SAN JOSE	TOT	2-2	14-20-6	** 14,703	81	Apr. 16	PHILADELPHIA				

1998-99 FLORIDA PANTHERS

RECORD: 30-34-18 (78 Points)

COACH: Terry Murray

SOUTHEAST DIVISION FINISH: 2nd

GENERAL MANAGER: Bryan Murray

EASTERN CONFERENCE FINISH: 9th

CAPTAIN: Scott Mellanby

NO	POS	NAME	GP	G	A	PTS	PIM	+/-	PP	SH	GW	GT	SHTS	PC1G		
14	LW	Ray Whitney	FLA	81	26	38	64	18	-3	7	0	6	1	193		
44	C	Rob Niedermayer	FLA	82	18	33	51	50	-13	6	1	3	2	142		
25	C	Viktor Kozlov	FLA	65	16	35	51	24	13	5	1	1	0	209		
27	RW	Scott Mellanby	FLA	67	18	27	45	85	5	4	0	3	3	136		
19	RW	Radek Dvorak	FLA	82	19	24	43	29	7	0	4	0	0	182		
21	RW	*Mark Parrish	FLA	73	24	13	37	25	-6	5	0	5	1	129		
24	D	Robert Svehla	FLA	80	8	29	37	83	-12	4	0	0	1	157		
11	LW	Bill Lindsay	FLA	75	12	15	27	92	-1	0	1	2	0	135		
16	LW	*Oleg Kvasha	FLA	68	12	13	25	45	5	4	0	2	1	138		
4	D	Bret Hedican	FLA	67	5	18	23	51	5	0	2	1	1	90		
29	LW	Johan Garpenlov	FLA	64	8	9	17	42	-9	0	1	0	1	71		
10	RW	Pavel Bure	FLA	11	13	3	16	4	3	5	1	0	1	44		
9	C	Kirk Muller	FLA	82	4	11	15	49	-11	0	0	1	0	107		
8	D	*Jaroslav Spacek	FLA	63	3	12	15	28	15	2	1	0	0	92		
2	D	Terry Carner	FLA	62	2	9	11	54	0	0	0	0	0	25		
3	D	Paul Laus	FLA	75	1	9	10	218	-1	0	0	0	0	54		
28	LW	*Peter Warrell	FLA	62	4	5	9	258	0	0	0	2	0	50		
26	D	*Dan Boyle	FLA	22	3	5	8	6	0	1	0	1	0	31		
22	RW	Dino Ciccarelli	FLA	14	6	1	7	27	-1	5	0	1	0	23		
5	D	Gord Murphy	FLA	51	0	7	7	16	4	0	0	0	0	56		
18	LW	Alex Hicks	FLA	55	0	7	7	62	-5	0	0	0	0	51		
31	G	Sean Burke	FLA	59	0	4	4	27	0	0	0	0	0	0		
12	LW	Mike Wilson	FLA	34	1	2	3	47	0	0	0	1	0	48		
12	LW	*Marcus Nilson	FLA	8	1	1	2	5	2	0	0	1	0	7		
6	D	*Peter Ratchuk	FLA	24	1	1	2	10	-1	0	0	0	0	34		
23	C	Chris Wells	FLA	20	0	2	2	31	-4	0	0	0	0	28		
17	C	*Ryan Johnson	FLA	1	1	0	1	0	0	0	0	0	1	100		
30	RW	David Nemirovsky	FLA	2	0	1	0	1	0	1	0	0	0	2		
33	D	*Filip Kuba	FLA	5	0	1	1	0	2	0	0	0	0	5		
15	D	*Jeff Ware	FLA	6	0	1	1	6	-6	0	0	0	1	0		
12	D	*Chris Allen	FLA	1	0	0	0	0	1	0	0	0	0	0		
15	D	*John Jakopin	FLA	3	0	0	0	0	-1	0	0	0	0	0		
37	RW	*Herbert Visljevics	FLA	9	0	0	0	2	-1	0	0	0	0	6		
12	LW	*Dwayne Hay	FLA	9	0	0	0	0	-1	0	0	0	0	3		
1	G	Kirk McLean	FLA	30	0	0	0	2	0	0	0	0	0	0		
GOALTENDERS			GP	W	L	T	GAA	MIN	EN	SO	GA	SA	SV%	G	A	PIM
31		Sean Burke	59	21	24	14	2.66	3402	3	3	151	1624	.907	0	4	27
1		Kirk McLean	30	9	10	4	2.74	1597	1	2	77	900	0	0	7	29
TOTALS			82	30	34	18	2.73	5017	4	5	228	2355	.903	0	4	27

*Indicates Rookie

GAME	DATE	OPPONENT	RESULT	SCORE	RECORD	ATTENDANCE	GAME	DATE	OPPONENT	RESULT	SCORE	RECORD	ATTENDANCE
1	Oct. 9	TAMPA BAY	W	4-1	1-0-0	** 19,227	42	Jan. 18	BUFFALO	L	0-4	15-16-11	17,661
2	Oct. 10	@Nashville	W	1-0	1-0-0	17,285	43	Jan. 20	@NY Islanders	W	5-2	16-16-11	11,283
3	Oct. 16	@Buffalo	T	2-2	2-0-1	18,595	44	Jan. 21	@NY Rangers	W	2-1	17-16-11	18,200
4	Oct. 21	LOS ANGELES	T	1-1	2-0-2	17,367	45	Jan. 26	@Philadelphia	T	3-3	17-16-12	19,554
5	Oct. 23	WANCOVER	L	0-5	2-1-2	18,070	46	Jan. 27	MONTRÉAL	W	2-1	18-16-12	** 19,250
6	Oct. 24	@Washington	T	2-2	2-1-3	19,740	47	Jan. 30	DALLAS	L	2-5	18-17-12	** 19,250
7	Oct. 28	DETROIT	L	2-7	2-2-3	** 19,163	48	Feb. 3	TORONTO	W	5-2	19-17-12	17,763
8	Oct. 30	@Chicago	W	7-3	3-2-3	16,807	49	Feb. 5	@Pittsburgh	L	0-3	19-18-12	14,283
9	Oct. 31	@New Jersey	L	1-3	3-3-3	13,136	50	Feb. 6	@Carolina	T	3-3	19-18-13	11,059
10	Nov. 2	@NY Islanders	L	2-6	3-4-3	8,192	51	Feb. 8	ST. LOUIS	L	4-5	19-19-13	17,087
11	Nov. 4	CHICAGO	W	2-1	4-4-3	17,515	52	Feb. 11	@Ottawa	W	3-1	20-19-13	16,355
12	Nov. 7	NEW JERSEY	L	3-4	4-5-3	18,306	53	Feb. 13	@Montreal	L	0-4	20-20-13	21,273
13	Nov. 11	NY RANGERS	W	4-1	5-5-3	** 19,154	54	Feb. 15	SAN JOSE	T	2-2	20-20-14	18,700
14	Nov. 12	@Philadelphia	W	2-1	6-5-3	19,568	55	Feb. 17	@Dallas	L	1-2	20-21-14	16,928
15	Nov. 14	@Pittsburgh	L	0-4	6-6-3	13,230	56	Feb. 18	@St. Louis	T	0-0	20-21-15	16,272
16	Nov. 19	@Boston	T	5-5	6-6-4	14,440	57	Feb. 20	PHOENIX	W	7-1	21-21-15	** 19,250
17	Nov. 21	@New Jersey	T	3-3	6-6-5	16,033	58	Feb. 24	PHILADELPHIA	W	5-3	22-21-15	** 19,250
18	Nov. 22	PHILADELPHIA	L-OT	1-2	6-7-5	** 19,225	59	Feb. 26	@Detroit	T	5-5	22-21-16	19,983
19	Nov. 25	BOSTON	L	0-1	6-8-5	18,922	60	Feb. 27	@Toronto	L	1-4	22-22-16	18,800
20	Nov. 27	@Tampa Bay	W	2-1	7-8-5	11,473	61	Mar. 3	COLORADO	L	5-7	22-23-16	18,985
21	Nov. 28	BUFFALO	W	6-2	8-8-5	18,655	62	Mar. 6	CAROLINA	T	2-2	22-23-17	** 19,250
22	Dec. 1	@NY Rangers	L-OT	4-5	8-9-5	18,200	63	Mar. 8	@Montreal	W	5-2	23-23-17	20,323
23	Dec. 2	@Buffalo	L	1-2	8-10-5	14,966	64	Mar. 9	@Boston	L	0-2	23-24-17	15,032
24	Dec. 5	CAROLINA	T	3-3	8-10-6	17,384	65	Mar. 11	@Washington	W	2-1	24-24-17	16,184
25	Dec. 9	OTTAWA	W	6-5	9-10-6	16,994	66	Mar. 13	TAMPA BAY	W	1-0	25-24-17	** 19,250
26	Dec. 12	CALGARY	L	2-4	9-11-6	17,334	67	Mar. 17	@San Jose	L	2-4	25-25-17	17,483
27	Dec. 16	PITTSBURGH	W	4-1	10-11-6	18,165	68	Mar. 20	@Los Angeles	L	3-4	25-26-17	14,551
28	Dec. 19	EDMONTON	W	3-1	11-11-6	17,953	69	Mar. 21	@Anaheim	W	5-2	26-26-17	16,434
29	Dec. 23	WASHINGTON	L	0-4	11-12-6	18,535	70	Mar. 24	NY RANGERS	L	1-2	26-27-17	** 19,250
30	Dec. 26	@Tampa Bay	W	3-1	12-12-6	17,983	71	Mar. 26	NASHVILLE	W	4-1	27-27-17	17,755
31	Dec. 28	NY ISLANDERS	W	5-1	13-12-6	** 19,250	72	Mar. 28	NEW JERSEY	T	2-2	27-27-18	16,870
32	Dec. 30	@Pittsburgh	L	4-7	13-13-6	17,112	73	Mar. 31	NY ISLANDERS	L	3-5	27-28-18	18,028
33	Jan. 1	CAROLINA	L	3-3	13-13-7	18,505	74	Apr. 1	@Washington	L	3-5	27-29-18	13,511
34	Jan. 2	PITTSBURGH	L	2-4	13-14-7	** 19,250	75	Apr. 3	OTTAWA	L	4-6	27-30-18	18,829
35	Jan. 5	@Phoenix	T	2-2	13-14-8	14,104	76	Apr. 5	WASHINGTON	L	0-3	27-31-18	17,670
36	Jan. 6	@Colorado	W	2-2	13-14-9	16,061	77	Apr. 7	@Boston	L	2-5	27-32-18	18,987
37	Jan. 8	@Vancouver	T	1-1	13-14-10	15,027	78	Apr. 9	@Buffalo	L	1-3	27-33-18	18,959
38	Jan. 10	@Calgary	W	2-1	14-14-10	15,348	79	Apr. 10	@Toronto	L	1-9	27-34-18	18,800
39	Jan. 13	TORONTO	T	3-3	14-14-11	17,552	80	Apr. 12	@Ottawa	W	2-0	28-34-18	17,996
40	Jan. 14	@Carolina	L	2-3	14-15-11	6,544	81	Apr. 14	MONTRÉAL	W-OT	3-2	29-34-18	18,755
41	Jan. 16	NY ISLANDERS	W	1-0	15-15-11	19,097	82	Apr. 17	TAMPA BAY	W	6-2	30-34-18	19,079

**Denotes Home Sellout

1999-00 FLORIDA PANTHERS

RECORD: 43-27-6-6 (98 Points)

COACH: Terry Murray

SOUTHEAST DIVISION FINISH: 2nd

GENERAL MANAGER: Bryan Murray

EASTERN CONFERENCE FINISH: 5th

CAPTAIN: Scott Mellanby

NO	POS	NAME	GP	G	A	PTS	PIM	+/-	PP	SH	GW	GT	SHTS	PCTG		
14	RW	Pavel Bure	FLA	74	58	94	16	25	5	14	0	360	16.1			
15	C	Ray Whitney	FLA	81	29	42	71	35	16	0	3	2	198	14.6		
24	C	Viktor Kozlov	FLA	80	17	53	70	16	24	6	2	0	223	7.6		
24	D	Robert Svehla	FLA	82	9	40	49	64	23	3	0	1	143	6.3		
27	RW	Scott Mellanby	FLA	77	18	28	46	126	14	6	0	2	134	13.4		
21	RW	Mark Parrish	FLA	81	26	18	44	39	7	6	0	3	0	152	17.1	
28	D	Jaroslav Spacek	FLA	82	10	26	36	53	7	0	1	0	111	8.0		
44	C	Rob Niedermayer	FLA	81	10	23	33	46	-5	1	0	4	0	135	7.4	
4	D	Bret Hedican	FLA	76	6	19	25	68	4	2	0	1	0	58	10.3	
13	LW	Oleg Khvasha	FLA	78	5	20	25	34	3	2	0	0	0	110	4.5	
26	RW	Ray Sheppard	FLA	47	10	10	20	4	-4	5	0	2	0	74	13.5	
7	D	Mike Wilson	FLA	60	4	16	20	35	10	0	0	2	0	65	6.2	
19	RW	Radek Dvorak	FLA	35	7	10	17	6	5	0	0	1	0	67	10.4	
18	LW	Cam Stewart	FLA	65	9	7	16	30	-2	0	0	3	0	52	17.3	
12	C	*Ryan Johnson	FLA	66	4	12	16	14	1	0	0	0	0	44	9.1	
3	D	Paul Laus	FLA	77	3	8	11	172	-1	0	0	0	0	61	6.8	
9	C	Len Barrie	FLA	14	4	6	10	6	4	0	0	0	0	15	26.7	
			Total	60	9	14	23	62	9	0	0	0	0	44	14.8	
8	LW	Peter Worrell	FLA	48	3	6	9	169	-7	2	0	1	0	45	6.7	
16	C	Mike Sillinger	FLA	13	4	4	8	16	-1	2	0	1	0	20	20.0	
			Total	80	23	29	52	102	-30	8	3	2	1	0	146	15.8
2	D	Lance Pitlick	FLA	62	3	5	8	44	7	0	1	0	26	11.5		
22	D	Todd Simpson	FLA	82	1	6	7	202	5	0	0	0	0	26	11.5	
5	D	*Flip Kuba	FLA	13	1	5	6	2	-3	1	0	1	0	16	6.3	
16	RW	*Ivan Novoseltsev	FLA	14	2	1	3	8	-3	2	0	0	0	8	25.0	
12	LW	Alex Hicks	FLA	8	1	2	3	4	3	0	0	0	0	6	16.7	
6	D	*Dan Boyle	FLA	13	0	3	3	4	-2	0	0	0	0	9	0	
29	G	Mike Vernon	FLA	34	0	3	3	2	0	0	0	0	0	0	0	
			Total	49	0	3	3	2	0	0	0	0	0	0	0	0
48	LW	*Marcus Nilson	FLA	9	0	2	2	2	2	0	0	0	0	6	0	
45	D	*Brad Ference	FLA	13	0	2	2	46	2	0	0	0	0	10	0	
32	G	Rich Shulmistra	FLA	1	0	0	0	0	0	0	0	0	0	1	0	
48	LW	*Dane Duerden	FLA	2	0	0	0	0	0	0	0	0	0	1	0	
47	C	Craig Ferguson	FLA	3	0	0	0	0	-2	0	0	0	0	2	0	
40	C	*Eric Boguniecki	FLA	4	0	0	0	2	-1	0	0	0	0	5	0	
48	LW	*Dwayne Hay	FLA	6	0	0	0	2	-2	0	0	0	0	3	0	
1	G	Sean Burke	FLA	7	0	0	0	2	0	0	0	0	0	0	0	
23	C	Chris Welts	FLA	13	0	0	0	14	-5	0	0	0	0	5	0	
30	G	Mikhail Shtalenkov	FLA	15	0	0	0	2	0	0	0	0	0	0	0	
			Total	30	0	3	3	4	0	0	0	0	0	0	0	0
15	D	*John Jakopin	FLA	17	0	0	0	26	-2	0	0	0	0	1	0	
37	G	Trevor Kidd	FLA	28	0	0	0	0	0	0	0	0	0	0	0	

GOALTENDERS	GP	W	L	T	GAA	MINS	EN	SO	GA	SA	SV%	G	A	PIM
Rich Shulmistra	1	1	0	0	1.00	60	0	0	1	21	.952	0	0	0
30 Mikhail Shtalenkov	15	8	4	2	2.31	882	0	0	34	369	.908	0	0	2
29 Mike Vernon	34	18	13	2	2.47	2019	2	1	83	1020	.919	0	3	2
1 Sean Burke	7	2	5	0	2.58	418	2	0	18	208	.913	0	0	2
7 Trevor Kidd	28	14	4	2	2.63	1574	0	69	809	915	0	0	0	0
FLA TOTALS	82	43	33	6	2.53	4965	4	2	209	2431	.914			

*Indicates Rookie

GAME	DATE	OPPONENT	RESULT	SCORE	RECORD	ATTENDANCE	GAME	DATE	OPPONENT	RESULT	SCORE	RECORD	ATTENDANCE
1	Oct. 2	WASHINGTON	W	4-3	1-0-0-0	16,767	42	Jan. 14	CAROLINA	W	5-1	25-11-3-3	15,073
2	Oct. 6	LOS ANGELES	W	4-2	2-0-0-0	13,751	43	Jan. 15	@Tampa Bay	W	5-2	26-11-3-3	14,619
3	Oct. 9	DETROIT	T	2-2	2-0-1-0	18,239	44	Jan. 17	PHILADELPHIA	W	3-1	27-11-3-3	17,029
4	Oct. 12	@Montreal	W	2-1	3-0-1-0	19,360	45	Jan. 19	WASHINGTON	L	1-3	27-12-3-3	14,002
5	Oct. 13	@Toronto	L	2-3	3-1-1-0	18,765	46	Jan. 21	@Atlanta	T	3-3	27-12-4-3	17,814
6	Oct. 16	ANAHEIM	W-T	3-2	4-1-1-0	14,854	47	Jan. 22	BOSTON	W-T	4-3	28-12-4-3	18,423
7	Oct. 20	VANCOUVER	W	5-2	5-1-1-0	14,585	48	Jan. 26	NEW JERSEY	L	2-3	28-13-4-3	15,689
8	Oct. 22	CALGARY	L-T	2-3	5-1-1-1	14,423	49	Jan. 27	@Philadelphia	L	2-4	28-14-4-3	19,781
9	Oct. 24	@Philadelphia	L	2-0	5-2-1-1	19,301	50	Jan. 29	EDMONTON	W	2-1	29-14-4-3	16,181
10	Oct. 27	NY ISLANDERS	W	6-3	6-2-1-1	14,342	51	Feb. 1	@Carolina	L	2-4	29-15-4-3	8,482
11	Oct. 29	@Buffalo	L-T	2-3	6-2-1-2	17,503	52	Feb. 2	MONTREAL	W	3-1	30-15-4-3	15,066
12	Oct. 30	@Ottawa	L	0-5	6-3-1-2	15,239	53	Feb. 9	SAN JOSE	W	4-1	31-15-4-3	14,274
13	Nov. 3	@Edmonton	T	2-2	6-3-2-2	13,646	54	Feb. 11	@Ottawa	L	3-5	31-16-4-3	17,763
14	Nov. 5	@Vancouver	L	2-3	6-4-2-2	17,055	55	Feb. 12	@Boston	W	5-1	32-16-4-3	17,565
15	Nov. 6	@Calgary	W	6-3	7-4-2-2	15,735	56	Feb. 14	@Montreal	L	1-4	32-17-4-3	18,781
16	Nov. 10	ATLANTA	W	4-1	8-4-2-2	14,745	57	Feb. 16	NY RANGERS	W	3-0	33-17-4-3	17,437
17	Nov. 13	BUFFALO	W	3-1	9-4-2-2	16,221	58	Feb. 19	PITTSBURGH	L	1-2	33-18-4-3	** 19,250
18	Nov. 17	@Colorado	W	2-1	10-4-2-2	18,001	59	Feb. 21	OTTAWA	L	2-4	33-19-4-3	15,226
19	Nov. 18	@St. Louis	L	0-3	10-5-2-2	16,619	60	Feb. 23	@Washington	L-T	2-3	33-19-4-4	14,386
20	Nov. 20	PITTSBURGH	W-T	2-1	11-5-2-2	16,349	61	Feb. 24	@Carolina	W	4-2	34-19-4-4	10,494
21	Nov. 24	PHILADELPHIA	L	1-6	11-6-2-2	16,824	62	Feb. 26	CAROLINA	L-T	1-2	34-19-4-5	16,801
22	Nov. 26	NY RANGERS	W	6-2	12-6-2-2	17,276	63	Feb. 28	BUFFALO	L	2-5	34-20-4-5	14,916
23	Nov. 27	ATLANTA	W	3-0	13-6-2-2	14,618	64	Mar. 1	TORONTO	W	3-1	35-20-4-5	15,896
24	Dec. 3	@Atlanta	L	1-2	13-7-2-2	15,545	65	Mar. 3	@NY Rangers	L	2-4	35-21-4-5	18,200
25	Dec. 4	WASHINGTON	W	2-1	14-7-2-2	14,805	66	Mar. 4	ST. LOUIS	T	1-1	35-21-5-5	17,357
26	Dec. 8	@Phoenix	W	6-1	15-8-2-2	14,891	67	Mar. 7	@Washington	L	2-4	35-22-5-5	15,035
27	Dec. 10	@Dallas	L	3-4	15-8-2-2	17,001	68	Mar. 10	@Tampa Bay	W	4-3	36-22-5-5	12,332
28	Dec. 11	@Nashville	W	4-2	16-8-2-2	16,257	69	Mar. 11	CHICAGO	L	2-5	36-23-5-5	18,223
29	Dec. 15	NASHVILLE	W	3-2	17-8-2-2	13,793	70	Mar. 16	@Pittsburgh	L	2-4	36-24-5-5	16,958
30	Dec. 17	@Buffalo	W	4-2	18-8-2-2	16,753	71	Mar. 18	@NY Islanders	W	4-2	37-24-5-5	10,019
31	Dec. 18	@Pittsburgh	W	5-2	19-8-2-2	15,498	72	Mar. 19	@New Jersey	L	2-5	37-25-5-5	15,575
32	Dec. 20	TORONTO	L	4-6	19-9-2-2	16,794	73	Mar. 21	@NY Rangers	W	4-3	38-25-5-5	18,200
33	Dec. 22	ATLANTA	T	3-3	19-9-3-2	15,154	74	Mar. 23	@Boston	W	3-1	39-25-5-5	15,808
34	Dec. 26	@Carolina	L-T	3-4	19-9-3-3	13,940	75	Mar. 25	MONTREAL	W	4-2	40-25-5-5	17,917
35	Dec. 27	@Tampa Bay	W	6-1	20-9-3-3	16,802	76	Mar. 29	DALLAS	L	1-4	40-26-5-5	16,484
36	Dec. 30	@Chicago	L	1-2	20-10-3-3	17,752	77	Mar. 31	OTTAWA	W	3-1	41-26-5-5	14,835
37	Jan. 1	TAMPA BAY	W	7-5	21-10-3-3	17,802	78	Apr. 1	TAMPA BAY	T	3-3	41-26-6-5	16,865
38	Jan. 5	@Anaheim	W	5-1	22-10-3-3	13,024	79	Apr. 3	NEW JERSEY	W	5-2	42-26-6-5	15,427
39	Jan. 6	@Los Angeles	L	2-4	22-11-3-3	14,114	80	Apr. 5	BOSTON	W	6-3	43-26-6-5	16,655
40	Jan. 8	@San Jose	W	4-2	23-11-3-3	17,483	81	Apr. 8	@New Jersey	L-T	1-2	43-26-6-6	17,564
41	Jan. 12	NY ISLANDERS	W	4-3	24-11-3-3	14,602	82	Apr. 9	@NY Islanders	L	2-3	43-27-6-6	9,316

**Denotes Home Sellout

2000-01 FLORIDA PANTHERS

RECORD: 22-38-13-9 (66 Points) **COACH:** Terry Murray/Duane Sutter **SOUTHEAST DIVISION FINISH:** 3rd
GENERAL MANAGER: Bryan Murray/ Bill Torrey **EASTERN CONFERENCE FINISH:** 12th **CAPTAIN:** Scott Mellanby

NO	POS	NAME	GP	G	A	PTS	+/-	PIM	PP	SH	GW	GT	SHTS	PCTG		
10	RW	Pavel Bure	FLA	82	59	33	92	-2	58	19	5	8	3	384	15.4	
25	C	Viktor Kozlov	FLA	51	14	23	37	-4	10	6	0	2	0	139	10.1	
18	LW	Marcus Nilson	FLA	78	12	24	36	-3	74	0	0	2	0	141	8.5	
16	C	#Mike Sillinger	FLA	55	13	21	34	-11	44	1	0	2	0	100	13.0	
44	C	Rob Niedermayer	FLA	67	12	20	32	-12	50	0	0	0	0	115	10.4	
14	LW	#Ray Whitney	FLA	43	10	21	31	-16	28	5	0	0	0	117	8.5	
11	C	Keyan Adams	FLA	12	3	6	9	7	2	0	0	2	0	21	14.3	
		CBJ	66	8	12	20	-4	52	0	0	1	0	0	84	9.5	
		Total	78	11	18	29	3	54	0	0	3	0	105	10.5		
13	C	Vaclav Prospal	FLA	34	4	12	16	-2	10	1	0	0	0	68	5.9	
		OTT	40	1	12	13	1	12	0	0	0	0	0	68	1.5	
		Total	74	5	24	29	-1	22	1	0	0	0	136	3.7		
24	D	Robert Svehla	FLA	82	6	22	28	-8	76	0	0	0	0	121	5.0	
29	D	Anders Eriksson	FLA	60	0	21	21	2	28	0	0	0	0	80	0.0	
		CHI	13	2	3	5	-4	2	1	0	0	0	0	19	10.5	
		Total	73	2	24	26	-2	30	1	0	0	0	99	2.0		
17	LW	Greg Adams	FLA	60	11	12	23	-3	10	2	0	1	0	66	16.7	
9	C	Len Barrie	FLA	60	5	18	23	4	135	0	1	2	0	48	10.4	
26	D	Dan Boyle	FLA	69	4	18	22	-14	28	1	0	0	0	83	4.8	
4	D	Bret Hedican	FLA	70	5	15	20	-7	72	4	0	1	0	104	4.8	
21	RW	*Denis Shvidki	FLA	43	6	10	16	6	16	0	0	1	0	28	21.4	
12	C	Olli Jokinen	FLA	78	6	10	16	-22	106	0	0	0	0	121	5.0	
8	LW	Peter Worrell	FLA	71	3	7	10	-10	248	0	0	0	0	86	3.5	
9	C	#Scott Mellanby	FLA	40	4	9	13	-13	46	1	0	0	0	58	6.9	
9	C	#Igor Larionov	FLA	26	5	6	11	-11	10	2	0	0	0	15	33.3	
39	RW	*Nvan Novoseltsev	FLA	38	3	6	9	-5	16	0	0	0	0	34	8.8	
19	C	*Serge Payer	FLA	43	5	12	16	0	21	0	0	0	0	34	14.7	
36	D/W	*Joey Tetarenko	FLA	29	3	1	4	-1	44	0	0	0	0	21	14.3	
22	D	#Todd Simpson	FLA	25	1	3	4	0	74	0	0	1	0	26	3.8	
28	D	#Jaroslav Spacek	FLA	12	2	1	3	-4	8	1	0	0	0	21	9.5	
3	D/W	Paul Lupis	FLA	25	1	2	3	5	66	0	0	0	0	18	5.6	
15	D	*John Jakopin	FLA	60	1	1	1	-10	14	0	0	0	0	4	3.3	
2	D	Lance Pitlick	FLA	68	1	2	3	-5	42	0	0	0	0	24	4.2	
5	D	Yan Golubovskiy	FLA	6	0	2	2	3	2	0	0	0	0	4	0.0	
49	D	*Lance Ward	FLA	30	0	2	2	-3	45	0	0	0	0	17	0.0	
41	LW	*Andrey Podkonicky	FLA	6	1	0	1	0	2	0	0	0	0	5	20.0	
45	D	*Brad Ference	FLA	14	0	1	1	-10	14	0	0	0	0	5	0.0	
7	D	Mike Wilson	FLA	19	0	1	1	-7	25	0	0	0	0	26	0.0	
37	G	Trevor Kidd	FLA	42	0	1	1	0	6	0	0	0	0	0	0.0	
43	RW	Paul Brousseau	FLA	1	0	0	0	0	0	0	0	0	0	0	0.0	
23	RW	Rocky Thompson	FLA	3	0	0	0	0	19	0	0	0	0	0	0.0	
43	RW	#David Emma	FLA	6	0	0	0	-1	0	0	0	0	0	6	0.0	
35	D	Peter Ratchuk	FLA	8	0	0	0	-1	0	0	0	0	0	11	0.0	
1	G	*Roberto Luongo	FLA	47	0	0	0	0	2	0	0	0	0	0	0.0	
1		GOALTENDERS	GP	W	L	T	GAA	MIN	EN	SO	GA	SA	SV%	G	A	PIM
37		*Roberto Luongo	47	12	24	7	2.44	2628	6	5	107	1333	.920	0	0	2
		Trevor Kidd	3	3	0	0	3.31	235	3	1	130	1217	.893	0	0	1
		FLA TOTALS	82	22	47	13	2.95	5006	9	6	246	2559	.904	0	1	6

*Indicates Rookie #Indicates Traded Player

GAME	DATE	OPPONENT	RESULT	SCORE	RECORD	ATTENDANCE	GAME	DATE	OPPONENT	RESULT	SCORE	RECORD	ATTENDANCE
1	Oct 6	VANCOUVER	L-OT	3-4	0-0-0-1	17,535	42	Jan 9	@ Carolina	L	3-7	8-21-7-6	8,732
2	Oct 9	@Boston	T	2-4	0-1-0-1	14,415	43	Jan 12	CAROLINA	T	2-2	8-21-8-6	12,727
3	Oct 13	CAROLINA	T	2-2	0-1-1-1	17,644	44	Jan 13	PHILADELPHIA	L	1-4	8-22-8-6	16,105
4	Oct 18	@Phoenix	L-OT	1-2	0-1-1-2	12,862	45	Jan 15	DALLAS	W	2-0	9-22-8-6	13,238
5	Oct 20	@Colorado	L	1-5	0-2-1-2	18,007	46	Jan 17	@Chicago	L	0-5	9-23-8-6	12,750
6	Oct 22	@Minnesota	T	0-0	0-2-2-2	18,064	47	Jan 19	@Buffalo	L	0-1	9-24-8-6	18,690
7	Oct 25	NEW JERSEY	L	1-2	0-3-2-2	13,791	48	Jan 20	@Philadelphia	L	3-5	9-25-8-6	19,682
8	Oct 27	@Nashville	T	3-3	0-3-3-2	15,143	49	Jan 22	@Boston	W	3-2	10-25-8-6	14,770
9	Oct 28	OTTAWA	W	3-1	1-3-3-2	14,501	50	Jan 24	@Washington	L	1-2	10-26-8-6	16,780
10	Oct 30	NY Islanders	L-OT	5-6	1-3-3-3	13,168	51	Jan 26	OTTAWA	L-OT	4-5	10-26-8-7	12,958
11	Nov 1	NY ISLANDERS	L	0-3	1-4-3-3	13,371	52	Jan 27	TAMPA BAY	W-OT	3-2	11-26-8-7	14,612
12	Nov 4	WASHINGTON	L	2-3	1-5-3-3	14,656	53	Jan 30	@Tampa Bay	L	3-4	11-27-8-7	11,752
13	Nov 8	MONTREAL	L	2-4	1-6-3-3	14,028	54	Jan 31	BUFFALO	W	5-2	12-27-8-7	13,003
14	Nov 10	CALGARY	T	3-3	1-6-4-3	14,085	55	Feb 7	MINNESOTA	W	2-1	13-27-8-7	12,422
15	Nov 13	ATLANTA	L	1-4	1-7-4-3	13,686	56	Feb 9	NY RANGERS	L	2-4	13-28-8-7	17,273
16	Nov 15	@Carolina	W	4-1	2-7-4-3	11,088	57	Feb 10	@Atlanta	W	7-3	14-28-8-7	18,196
17	Nov 17	@Columbus	W	3-0	3-7-4-3	17,615	58	Feb 14	PHOENIX	W	4-3	15-28-8-7	12,785
18	Nov 18	@Ottawa	L	2-5	3-8-4-3	18,204	59	Feb 16	BOSTON	W	2-1	16-28-8-7	15,196
19	Nov 21	@Montreal	W	4-1	4-8-4-3	19,009	60	Feb 19	ST. LOUIS	W	3-0	17-28-8-7	14,305
20	Nov 24	@Tampa Bay	L	2-4	4-9-4-3	19,424	61	Feb 21	@Pittsburgh	L-OT	2-3	17-28-8-8	6,1958
21	Nov 25	TAMPA BAY	W-OT	2-1	5-9-4-3	15,612	62	Feb 22	@Ottawa	L	2-4	17-29-8-8	18,500
22	Nov 29	CAROLINA	L-OT	1-2	5-9-4-4	13,008	63	Feb 24	@NY Islanders	L	4-5	17-30-8-8	13,224
23	Dec 1	DETROIT	L	1-3	5-10-4-4	17,013	64	Feb 26	@New Jersey	L	3-5	17-31-8-8	14,114
24	Dec 2	@St. Louis	L	2-5	5-11-4-4	19,364	65	Feb 28	@NY Rangers	L	2-4	17-32-8-8	18,200
25	Dec 4	@Toronto	T	4-0	5-11-5-2	19,144	66	Mar 2	ATLANTA	L	2-4	17-33-8-8	15,171
26	Dec 6	NY ISLANDERS	L	1-4	5-12-5-4	13,034	67	Mar 3	@Atlanta	T	2-2	17-33-8-8	16,331
27	Dec 8	@Atlanta	L-OT	3-4	5-12-5-5	15,290	68	Mar 7	SAN JOSE	T	3-3	17-33-10-8	12,855
28	Dec 9	Colorado	T	4-4	5-13-5-5	15,290	69	Mar 9	COLUMBUS	L-OT	6-7	17-33-10-9	13,358
29	Dec 13	@Detroit	T	3-3	5-13-6-5	19,995	70	Mar 11	@NY Islanders	W	4-1	18-33-10-9	15,178
30	Dec 15	@CALGARY	W	4-1	6-13-6-5	15,004	71	Mar 14	EDMONTON	T	2-2	18-33-11-9	13,100
31	Dec 16	@Buffalo	L	2-3	6-14-6-5	17,403	72	Mar 16	PITTSBURGH	L	3-6	18-34-11-9	** 19,205
32	Dec 18	@NY Rangers	L	3-6	6-15-6-5	18,200	73	Mar 17	TORONTO	L	3-5	18-35-11-9	16,250
33	Dec 20	PITTSBURGH	T	2-2	6-15-7-5	13,992	74	Mar 20	@Montreal	T	3-3	18-35-12-9	20,080
34	Dec 22	NEW JERSEY	L	0-2	6-16-7-5	14,428	75	Mar 21	@Toronto	W	3-1	19-35-12-9	19,309
35	Dec 23	@Washington	W	3-5	6-17-7-5	15,001	76	Mar 23	WASHINGTON	W	4-1	20-35-12-9	14,354
36	Dec 27	PHILADELPHIA	L	2-5	6-18-7-5	16,160	77	Mar 28	MONTREAL	T	2-2	20-35-13-9	14,239
37	Dec 29	BOSTON	W	3-0	6-18-7-5	15,336	78	Mar 30	TAMPA BAY	L	2-4	20-36-13-9	15,937
38	Dec 30	TORONTO	L	1-4	7-19-7-5	17,874	79	Apr 2	BUFFALO	L	3-5	20-37-13-9	13,211
39	Jan 3	@Anaheim	L-OT	2-3	7-19-7-6	11,396	80	Apr 3	@Philadelphia	W	2-1	21-37-13-9	19,565
40	Jan 4	@Los Angeles	W	4-3	8-19-7-6	14,137	81	Apr 5	@Washington	L	0-3	21-38-13-9	14,727
41	Jan 6	@San Jose	L	1-3	8-20-7-6	17,496	82	Apr 7	NY RANGERS	W	3-0	22-38-13-9	18,389

**Denotes Home Sellout

2001-02 FLORIDA PANTHERS

RECORD: 22-44-10-6 (60 Points) COACH: Duane Sutter/Mike Keenan SOUTHEAST DIVISION FINISH: 4th

GENERAL MANAGER: Bill Torrey/ Eastern Conference Finish: 14th CAPTAIN: Paul Laus/Pavel Bure

Chuck Fletcher (interim)

NO	POS	NAME	GP	G	A	PTS	+/-	PIM	PP	SH	GW	GT	SHTS	PGTG		
44	D	Sandis Ozolinsh	FLA	37	10	19	29	-3	24	2	0	1	0	101	9.9	
			CAR	46	4	19	23	-4	34	1	0	0	0	71	5.6	
			Total	83	14	38	52	-7	58	3	0	1	0	172	8.1	
10	RW	#Pavel Bure	FLA	56	22	27	49	-14	56	9	1	1	1	238	9.2	
22	LW	*Krisrus Huselius	FLA	79	23	45	46	-4	14	1	3	0	0	169	13.6	
18	LW	Marcus Nilson	FLA	81	14	19	33	-14	55	6	1	2	0	147	9.5	
28	C	Jason Wiemer	FLA	70	11	20	31	-4	178	5	1	1	0	115	9.6	
39	RW	Ivan Novoseltsev	FLA	70	13	16	29	-10	44	1	1	5	0	109	11.9	
12	C	Olli Jokinen	FLA	80	9	20	29	-16	98	3	0	1	1	153	5.9	
24	D	Robert Svehla	FLA	82	7	22	29	-19	87	3	0	0	0	119	5.3	
14	LW	*Niklas Hagman	FLA	78	10	18	28	-6	8	0	1	2	0	134	7.5	
25	C	Viktor Kozlov	FLA	50	9	18	27	-16	20	6	0	1	0	143	6.3	
20	RW	Valeri Bure	FLA	31	8	10	18	-3	12	2	0	1	0	100	8.0	
45	D	Brad Ference	FLA	80	2	15	17	-13	254	0	0	0	0	65	3.1	
26	RW	*Pierre Dagenais	FLA	26	7	1	8	-5	4	2	0	0	2	47	14.9	
			NJ	16	3	3	6	1	1	0	0	0	0	30	10.0	
			Total	42	10	4	14	-10	8	3	0	1	2	77	13.0	
16	C	#Keven Adams	FLA	44	4	8	12	-3	28	0	0	1	0	71	5.6	
43	C	Byron Ritchie	FLA	31	5	6	11	-2	34	2	0	0	1	55	9.1	
			CAR	4	0	0	0	0	2	0	0	0	0	1	5	0
			Total	35	5	6	11	0	2	0	0	0	1	60	8.3	
55	D	Igor Ulanov	FLA	14	0	4	4	-3	11	0	0	0	0	9	0	0
			NJR	59	0	6	6	-4	53	0	0	0	0	27	0	0
			Total	53	0	10	10	-7	64	0	0	0	0	16	0	0
11	LW	#Bill Lindsay	FLA	63	4	7	11	-11	117	0	0	1	0	63	6.3	
4	D	#Bret Hedican	FLA	31	3	7	10	-4	12	0	0	0	0	46	6.5	
8	LW	Peter Worrell	FLA	79	4	5	9	-15	354	0	0	0	0	115	6.2	
29	D	#Darren Van Impe	FLA	36	1	6	7	3	31	1	0	1	0	27	3.7	
3	D	Paul Laus	FLA	45	4	3	7	1	157	0	1	0	0	39	10.3	
26	D	#Dan Boyle	FLA	25	3	3	6	-1	12	1	0	0	0	31	9.7	
49	D	Lance Ward	FLA	68	1	4	5	-20	131	0	0	0	0	39	2.6	
17	C	Ryan Johnson	FLA	29	3	4	6	-5	10	0	0	0	0	24	4.2	
38	LW	*Eric Beaudoin	FLA	8	1	3	4	-2	4	0	0	1	0	11	9.1	
5	D	#Jeff Norton	FLA	29	0	4	4	-5	8	0	0	0	0	13	0	
21	RW	Denis Shvidki	FLA	8	1	2	3	-4	2	0	0	0	0	11	9.0	
19	C	*Stephen Weiss	FLA	7	1	1	2	0	0	1	0	0	0	15	6.7	
2	D	Lance Pritch	FLA	35	1	1	2	-14	12	0	0	0	0	15	6.7	
32	LW	*Ryan Jardine	FLA	8	0	2	2	0	2	0	0	0	0	6	0	
42	D	Brad Norton	FLA	22	0	2	2	-2	45	0	0	0	0	6	0	
36	D/W	Joy Tetarenko	FLA	38	1	0	1	-5	123	0	0	0	0	10	10.0	
37	G	Trevor Kidd	FLA	33	0	1	1	0	0	0	0	0	0	0	0	0
1	G	Roberto Luongo	FLA	58	0	1	1	0	0	0	0	0	0	0	0	0
23	D	*Kyle Rossiter	FLA	2	0	0	0	-1	2	0	0	0	0	0	0	0
42	C	Matt Herr	FLA	3	0	0	0	-2	0	0	0	0	0	0	1	0
31	G	Wade Flaherty	FLA	4	0	0	0	0	0	0	0	0	0	0	0	0
33	RW	*David Morisset	FLA	4	0	0	0	-7	5	0	0	0	0	0	2	0
29	D	*Lukas Krajcek	FLA	5	0	0	0	0	0	0	0	0	0	0	0	0
23	RW	*Rocky Thompson	FLA	4	0	0	0	0	12	0	0	0	0	1	0	0
41	C	*Nick Smith	FLA	15	0	0	0	-1	0	0	0	0	0	2	0	0

	GOALTENDERS	GP	W	L	T	GAA	MIN	EN	SO	GA	SA	SV%	G	A	PIM
1	Roberto Luongo	58	3030	277	16	33	5	4	4	140	1653	.915	0	1	2
31	Wade Flaherty	4	245	29	2	1	1	0	0	12	148	.913	0	0	0
37	Trevor Kidd	33	1683	3.21	4	16	5	1	0	90	857	.895	0	1	0
	Flo Totals	82	4987	3.01	22	50	10	8	5	250	2666	.906			

*Indicates Rookie #Indicates Traded Player

GAME	DATE	OPPONENT	RESULT	SCORE	RECORD	ATTENDANCE	GAME	DATE	OPPONENT	RESULT	SCORE	RECORD	ATTENDANCE
1	Oct. 4	@ Philadelphia	L	2-5	0-1-0-0	19,545	42	Jan. 7	@Washington	W	2-1	14-22-3-3	17,295
2	Oct. 6	NY ISLANDERS	L	0-3	0-2-0-0	**19,250	43	Jan. 9	DALLAS	L	2-3	14-23-3-3	19,225
3	Oct. 7	@ Tampa Bay	W	5-0	1-2-0-0	12,658	44	Jan. 11	OTTAWA	L	2-4	14-24-3-3	14,105
4	Oct. 10	@ OTTAWA	L	0-2	1-3-0-0	14,651	45	Jan. 12	WASHINGTON	L	0-1	14-25-3-3	15,519
5	Oct. 13	PHILADELPHIA	L	2-5	1-4-0-0	16,547	46	Jan. 16	CHICAGO	L	0-3	14-26-3-3	14,341
6	Oct. 16	@ Vancouver	T-O-T	2-2	1-4-1-0	16,859	47	Jan. 18	@ Dallas	W	3-2	15-26-3-3	18,532
7	Oct. 18	@ Calgary	L	1-3	1-5-1-0	15,093	48	Jan. 19	ATLANTA	L	1-6	15-27-3-3	15,292
8	Oct. 20	@ Edmonton	L	2-6	1-6-1-0	16,839	49	Jan. 21	MONTREAL	W	7-5	16-27-3-3	14,722
9	Oct. 24	WASHINGTON	L-O-T	3-4	1-6-1-1	14,064	50	Jan. 23	NEW JERSEY	L	2-3	16-28-3-3	15,869
10	Oct. 26	LOS ANGELES	W	3-2	2-6-1-1	18,093	51	Jan. 25	@ Carolina	T-O-T	1-1	16-28-4-3	18,730
11	Oct. 28	@ Pittsburgh	T-O-T	2-2	2-6-2-1	16,449	52	Jan. 26	@ Boston	L	2-4	16-29-4-3	17,565
12	Oct. 30	@ NY Islanders	L	2-3	2-7-2-1	9,271	53	Jan. 30	PHOENIX	L	1-3	16-30-4-3	17,191
13	Oct. 31	@ NY Rangers	W	3-1	3-7-2-1	17,114	54	Feb. 4	NY ISLANDERS	T-O-T	6-6	16-30-5-3	14,030
14	Nov. 3	@ Philadelphia	W	2-0	3-8-2-1	18,238	55	Feb. 6	TAMPA BAY	L	2-3	16-31-5-3	16,684
15	Nov. 7	PITTSBURGH	W	2-0	4-8-2-1	16,164	56	Feb. 7	@ Tampa Bay	W	3-1	17-31-5-3	14,911
16	Nov. 10	PHILADELPHIA	L-O-T	2-3	4-8-2-2	17,977	57	Feb. 9	@ Boston	L	1-4	17-32-5-3	17,565
17	Nov. 12	BUFFALO	L	3-5	4-9-2-2	13,392	58	Feb. 12	@ Nashville	L	0-1	17-33-5-3	14,025
18	Nov. 14	TORONTO	L	2-3	4-10-2-2	16,374	59	Feb. 13	@ Chicago	L	4-5	17-34-5-3	15,197
19	Nov. 16	@ Buffalo	W	2-0	5-10-2-2	17,568	60	Feb. 16	@ Washington	L	2-3	17-35-5-3	15,803
20	Nov. 17	@ Montreal	L-O-T	0-1	5-10-2-3	19,903	61	Feb. 27	DETROIT	L-O-T	2-3	17-35-6-3	**19,250
21	Nov. 19	@ Toronto	L	1-5	5-11-2-3	19,219	62	Mar. 2	@ Tampa Bay	L	2-3	17-36-6-3	16,684
22	Nov. 21	ANAHEIM	W	6-0	6-11-2-3	15,232	63	Mar. 5	@ Pittsburgh	L-O-T	5-6	17-36-7-3	15,262
23	Nov. 24	NEW JERSEY	L	1-5	6-12-2-3	18,875	64	Mar. 8	EDMONTON	W	5-4	18-36-7-3	15,914
24	Nov. 27	@ Colorado	L	1-4	6-13-2-3	18,007	65	Mar. 9	NASHVILLE	T-O-T	2-2	18-36-6-3	15,378
25	Nov. 29	@ Minnesota	L	0-6	6-14-2-3	18,064	66	Mar. 13	CALGARY	T-O-T	3-3	18-36-7-3	19,868
26	Dec. 1	ATLANTA	L	2-5	6-15-2-3	15,032	67	Mar. 15	BUFFALO	W	5-2	19-36-7-3	15,571
27	Dec. 5	COLUMBUS	W	2-0	7-15-2-3	13,419	68	Mar. 17	@ Ottawa	L	0-2	19-37-7-3	16,405
28	Dec. 8	CAROLINA	L	2-3	7-16-2-3	15,774	69	Mar. 20	MONTREAL	L	1-4	19-38-7-3	14,609
29	Dec. 12	@ Carolina	L	1-4	7-17-2-3	10,281	70	Mar. 21	@ Carolina	L	2-3	19-39-7-3	15,088
30	Dec. 14	@ New Jersey	W	3-2	8-17-2-3	14,211	71	Mar. 23	BOSTON	L	1-3	19-40-7-3	16,603
31	Dec. 15	@ NY Islanders	W	3-1	9-17-2-3	13,315	72	Mar. 25	@ New Jersey	L	1-3	19-41-7-3	15,014
32	Dec. 17	@ NY Rangers	L	2-4	9-18-2-3	17,784	73	Mar. 26	@ Montreal	L	2-1	20-41-7-3	20,388
33	Dec. 19	WASHINGTON	W	5-2	10-18-2-3	15,245	74	Mar. 28	@ Ottawa	W	4-3	21-41-7-3	14,352
34	Dec. 22	ST. LOUIS	L	0-2	10-19-2-3	17,504	75	Mar. 30	NY RANGERS	L	2-4	21-42-7-3	**19,250
35	Dec. 26	@ Florida	T-O-T	3-3	10-20-2-3	14,051	76	Apr. 3	PITTSBURGH	W	3-2	22-42-7-3	15,614
36	Dec. 28	BOSTON	L	1-7	10-20-3-3	17,391	77	Apr. 5	@ Buffalo	L	1-3	22-43-7-3	17,217
37	Dec. 29	TORONTO	W	4-2	11-20-3-3	**19,250	78	Apr. 6	@ Toronto	T-O-T	2-2	22-43-8-3	19,373
38	Dec. 31	ATLANTA	W	4-3	12-20-3-3	14,164	79	Apr. 8	@ Philadelphia	T-O-T	4-4	22-43-9-3	19,517
39	Jan. 2	@ Los Angeles	L	1-3	12-21-3-3	17,006	80	Apr. 10	@ Atlanta	T-O-T	4-4	22-43-10-3	13,747
40	Jan. 4	@ Anaheim	W	2-1	13-21-3-3	10,696	81	Apr. 12	CAROLINA	L	1-3	22-44-10-3	**19,250
41	Jan. 5	@ San Jose	L	0-6	13-22-3-3	17,496	82	Apr. 14	TAMPA BAY	L-O-T	2-3	22-44-10-6	18,219

**Denotes Home Sellout

2002-03 FLORIDA PANTHERS

RECORD: 24-36-13-9 (70 Points)

COACH: Mike Keenan

SOUTHEAST DIVISION FINISH: 4th

GENERAL MANAGER: Rick Dudley

EASTERN CONFERENCE FINISH: 13th

CAPTAIN: No Captain

NO	POS	NAME	GP	G	A	PTS	+/-	PIM	PP	SH	GW	GT	SHTS	PCTG	
12	C	Olli Jokinen	FLA	81	36	29	65	-17	79	13	3	6	0	240	15.0
25	RW	Viktor Kozlov	FLA	74	22	34	56	-8	18	7	1	1	1	232	9.5
22	LW	Kristian Huselius	FLA	78	20	23	43	-6	20	3	0	0	3	187	10.7
18	LW	Marcus Nilson	FLA	82	15	19	34	2	31	7	1	0	0	187	8.0
16	C	Matt Cullen	ANA	50	7	14	21	-4	12	1	0	1	0	77	9.1
		FLA	30	6	6	12	-4	22	2	1	1	0	54	11.1	
		TOTAL	80	13	20	33	-8	34	3	1	2	0	131	9.9	
39	RW	Ivan Novoseltsev	FLA	18	10	17	27	-16	30	1	0	0	0	115	8.7
27	RW	*Jaroslav Bednar	LA	15	0	9	9	3	4	0	0	0	0	29	0
		FLA	52	5	13	18	-2	14	2	0	1	2	66	7.6	
		TOTAL	67	5	22	27	1	18	2	1	2	95	5.3		
20	RW	#Valeri Bure	FLA	46	5	21	26	-11	10	3	0	2	0	150	3.3
44	D	#Sandis Ozolinsh	FLA	51	7	19	26	-16	40	5	0	0	0	83	8.4
14	LW	Niklas Hagman	FLA	80	8	15	23	-8	20	2	0	0	0	132	6.1
9	C	*Stephen Weiss	FLA	77	6	15	21	-13	17	0	0	2	0	87	6.9
4	D	*Jay Bouwmeester	FLA	82	4	12	16	-29	14	2	0	0	2	110	3.6
6	D	Andreas Lija	LA	17	0	3	3	5	14	0	0	0	0	13	0
		FLA	56	4	8	12	8	56	0	0	0	0	59	6.8	
		TOTAL	73	4	11	15	13	70	0	0	2	0	72	5.6	
56	D	Ivan Majesky	FLA	82	4	8	12	-18	92	0	0	2	0	52	7.7
7	D	Pavel Trnka	ANA	24	3	6	9	2	6	1	0	0	0	33	9.1
		FLA	22	0	3	3	-1	24	0	0	0	0	0	25	0
		TOTAL	46	3	9	12	1	30	1	0	0	0	58	5.2	
34	D	Mathieu Biron	FLA	34	1	8	3	-8	14	0	0	0	0	16	1.9
32	LW	Stephane Matteau	FLA	52	4	4	8	-9	27	0	0	0	0	47	8.5
45	D	#Brad Ference	FLA	60	2	6	8	2	118	0	0	0	0	41	4.9
36	D	#Dmitry Yushkevich	FLA	23	1	6	7	-12	14	0	0	0	0	23	4.3
17	C	#Ryan Johnson	FLA	58	2	5	7	-13	26	0	0	0	0	54	3.7
21	RW	Denis Shvidki	FLA	23	4	2	6	-7	12	2	0	1	0	29	13.8
14	LW	Peter Worrell	FLA	23	2	3	5	-14	193	0	0	0	0	52	3.8
29	LW	Jeff Toms	FLA	8	2	2	4	2	4	0	0	1	0	12	6.7
49	RW/D	#Lance Ward	FLA	36	3	1	4	-4	78	0	0	1	0	34	8.8
		D	Mike Van Ryn	STL	20	0	3	3	8	0	0	0	0	21	0
		FLA	0	0	0	0	0	0	0	0	0	0	0	0	0
		TOTAL	20	0	0	0	0	0	0	0	0	0	0	21	0
19	C	Byron Ritchie	FLA	30	0	3	3	-4	19	0	0	0	0	29	0
5	D	Branislav Mezei	FLA	11	2	0	2	-2	10	0	0	1	0	10	20.0
55	D	Igor Ulanov	FLA	56	1	1	2	7	39	0	0	0	0	20	5.0
29	D	Igor Kravchuk	FLA	7	0	1	1	-3	4	0	0	0	0	8	0
33	RW	*Juraj Kolnik	FLA	10	0	1	1	0	0	0	0	0	0	14	0
28	LW	Eric Beaudoin	FLA	15	0	1	1	-7	25	0	0	0	0	11	0
15	RW	Jim Campbell	FLA	1	0	0	0	0	0	0	0	0	0	3	0
28	D	Jamie Rivers	FLA	1	0	0	0	-2	2	0	0	0	0	2	0
		D	Pascal Trepanier	NSH	1	0	0	0	0	0	0	0	0	1	0
		FLA	0	0	0	0	0	0	0	0	0	0	0	0	0
		TOTAL	1	0	0	0	0	0	0	0	0	0	0	1	0
36	RW	#Joey Teteranko	FLA	2	0	0	0	-1	4	0	0	0	0	2	0
33	D	*Kyle Rossiter	FLA	3	0	0	0	-2	0	0	0	0	0	0	-
26	RW	Pierre Dagenais	FLA	9	0	0	0	-1	4	0	0	0	0	5	0
24	LW	Darcy Hordichuk	PHX	25	0	0	0	-1	82	0	0	0	0	5	0
		FLA	3	0	0	0	-1	15	0	0	0	0	0	2	0
		TOTAL	28	0	0	0	-2	97	0	0	0	0	0	7	0

	GOALTENDERS	GP	W	L	T	GAA	MIN	EN	SO	GA	SA	SV%	G	A	PIM
1	Roberto Luongo	65	3627	2.71	20	34	7	7	1	164	2011	.918	0	0	4
30	Jani Hurne	28	1376	2.88	4	11	6	0	1	86	707	.907	0	0	2
	FLA TOTAL	82	5021	2.83	24	45	13	7	7	237	2725	.913	0	0	6

*Indicates Rookie #Indicates Traded Player

GAME	DATE	OPPONENT	RESULT	SCORE	RECORD	ATTENDANCE	GAME	DATE	OPPONENT	RESULT	SCORE	RECORD	ATTENDANCE
1	10/10	TAMPA BAY	L-OT	3-4	0-0-1	18,013	42	1/10	NEW JERSEY	L	1-2	12-13-9	16,144
2	10/12	@Atlanta	W	5-4	1-0-0-1	18,545	43	1/11	@Washington	L	2-12	12-14-9	16,687
3	10/15	@Minnesota	L	1-4	1-1-0-1	18,064	44	1/13	@New Jersey	L	2-6	12-15-9	10,191
4	10/17	@Chicago	L	1-4	1-2-0-1	10,192	45	1/15	BOSTON	W	3-0	13-15-9	13,844
5	10/19	@Columbus	L	1-4	1-3-0-1	17,424	46	1/18	PITTSBURGH	W	3-0	14-15-9	18,313
6	10/21	ATLANTA	W	3-2	2-3-0-1	12,144	47	1/20	MONTREAL	L	2-3	14-16-9	**19,250
7	10/23	@Toronto	W	4-1	3-3-0-1	18,781	48	1/22	OTTAWA	L	1-2	14-17-9	13,944
8	10/24	@NY Islanders	L	3-5	3-4-0-1	12,234	49	1/24	@Carolina	L	1-3	14-18-9	15,346
9	10/26	WASHINGTON	T	2-1	3-4-1-1	14,913	50	1/25	CAROLINA	W	3-2	15-18-9	16,122
10	10/28	TAMPA BAY	L	1-6	3-5-1-1	13,244	51	1/28	@Montreal	L	3-6	15-19-9	20,025
11	10/30	@Dallas	W	3-2	4-5-1-1	18,532	52	1/30	@Detroit	T	2-2	15-19-10	20,058
12	11/2	ATLANTA	L	1-3	4-6-1-1	13,722	53	3/5	TORONTO	L	0-6	15-20-10	13,944
13	11/6	PITTSBURGH	W	4-3	5-6-1-1	14,244	54	2/6	@Pittsburgh	W	6-0	16-20-10	12,331
14	11/7	@Washington	L-OT	1-2	5-6-1-2	15,604	55	2/8	TAMPA BAY	T	4-4	16-20-11	14,522
15	11/9	CALGARY	W	3-0	6-6-1-2	14,794	56	2/12	NY RANGERS	L	1-3	16-21-11	19,433
16	11/11	CHICAGO	T	2-2	6-6-2-2	12,974	57	2/14	BOSTON	L-OT	5-6	16-21-11	14,813
17	11/13	@Philadelphia	T	1-1	6-6-3-2	18,834	58	2/15	WASHINGTON	L	1-2	16-22-11	16,144
18	11/14	@Ottawa	L-OT	2-3	6-6-3-3	13,323	59	2/18	@Montreal	W	3-0	17-22-11	21,026
19	11/16	SAN JOSE	L	7-3	6-7-3-3	16,322	60	2/20	@Ottawa	W	4-3	18-22-11	15,250
20	11/19	@Atlanta	L-OT	3-0	6-7-3-4	9,012	61	2/22	@Philadelphia	W	2-2	23-22-11	19,433
21	11/20	NY ISLANDERS	T	3-3	6-7-4-4	14,444	62	2/24	BUFFALO	T	2-2	19-22-12	11,944
22	11/22	@Phoenix	T	3-3	6-7-5-4	11,377	63	2/26	ANAHEIM	L	1-2	19-23-12	14,644
23	11/24	@Anaheim	T	4-4	6-7-6-4	13,254	64	2/27	@Tampa Bay	L	1-3	19-24-12	14,192
24	11/27	@Los Angeles	W	5-2	7-7-6-4	16,782	65	3/1	@NY Rangers	L	2-5	19-25-12	19,200
25	11/30	VANCOUVER	L	2-5	7-8-6-4	15,313	66	3/3	@Toronto	W	2-1	20-25-12	19,200
26	12/4	CAROLINA	W	4-2	8-8-6-4	10,944	67	3/5	COLORADO	L	1-3	20-26-12	15,913
27	12/6	@Carolina	W	2-0	9-8-6-4	17,006	68	3/7	@Atlanta	W	2-1	21-26-12	14,224
28	12/7	EDMONTON	L	0-4	9-9-6-4	14,144	69	3/8	BUFFALO	L	0-4	21-27-12	**19,250
29	12/10	PHILADELPHIA	L	2-5	9-10-6-4	12,622	70	3/10	@NY Rangers	W	2-1	22-27-12	18,200
30	12/13	NY ISLANDERS	T	3-3	9-10-7-4	14,313	71	3/12	MONTREAL	L	0-4	22-28-12	19,644
31	12/18	TORONTO	T	2-2	10-11-7-6	12,444	72	3/15	@Boston	L	1-4	22-29-12	15,576
32	12/20	@Buffalo	W	3-0	10-10-8-4	10,752	73	3/16	@Pittsburgh	W	4-2	23-29-12	18,984
33	12/21	@Boston	T	3-3	10-10-9-4	13,208	74	3/19	MINNESOTA	L	1-3	23-30-12	15,344
34	12/23	NASHVILLE	L-OT	2-3	10-10-9-5	**13,344	75	3/22	OTTAWA	L	1-3	23-31-12	18,613
35	12/27	DALLAS	L	0-4	10-11-9-5	**19,250	76	3/24	NEW JERSEY	L	1-4	23-32-12	19,644
36	12/28	NY RANGERS	L	1-2	10-11-9-6	**19,250	77	3/26	@Buffalo	W	2-2	23-33-12	11,235
37	12/30	@NY Islanders	L-OT	1-2	10-11-9-7	15,238	78	3/27	@St. Louis	L	1-2	23-34-12	16,903
38	1/1	@New Jersey	W	2-1	11-11-9-7	13,044	79	3/29	@Tampa Bay	T	1-1	23-34-13	19,420
39	1/2	@Colorado	W	4-1	12-11-9-7	18,007	80	4/1	@Washington	L	0-3	23-35-13	17,745
40	1/4	@Vancouver	L	2-3	12-12-9-7	18,422	81	4/4	CAROLINA	L	4-1	24-35-13	**19,250
41	1/8	DETROIT	L-OT	1-2	12-12-9-8	**19,250	82	4/6	PHILADELPHIA	L	2-6	24-36-13	**19,444

2003-04 FLORIDA PANTHERS

RECORD: 28-35-15-4 (75 Points)

COACH: Mike Keenan/Rick Dudley/John Torchetti

SOUTHEAST DIVISION FINISH: 4th

GENERAL MANAGER: Rick Dudley

EASTERN CONFERENCE FINISH: 13th

CAPTAIN: No Captain

NO	POS	NAME	GP	G	A	PTS	+/-	PIM	PP	SH	GW	GT	SHTS	PCTG		
12	C	Olli Jokinen	FLA	82	26	32	58	-16	81	8	2	4	1	280	9.3	
6	D	#Valeri Bure	FLA	55	20	25	45	0	20	0	4	1	1	175	11.4	
26	D	Mike Van Ryn	FLA	79	13	24	37	-16	52	6	1	0	1	136	9.6	
22	LW	Kristian Huselius	FLA	76	10	21	31	-6	24	2	2	1	1	168	6.0	
9	C	Stephen Weiss	FLA	50	12	17	29	-10	10	3	0	2	1	82	14.6	
25	RW	#Viktor Kozlov	FLA	48	11	16	27	-4	16	3	1	1	1	117	9.0	
13	RW	Juraj Kokin	FLA	53	14	11	25	-7	14	2	1	0	1	100	14.0	
14	LW	Niklas Hagman	FLA	75	10	13	23	2	0	0	1	2	0	122	8.2	
16	C	*Nathan Horton	FLA	55	14	8	22	-5	57	6	1	0	0	81	17.3	
4	D	Jay Bouwmeester	FLA	61	2	18	20	-15	30	0	0	0	0	85	2.4	
17	C	Matt Cullen	FLA	56	6	13	19	-2	24	1	0	2	0	75	8.0	
18	LW	#Marcus Nilson	FLA	69	6	13	19	-9	26	1	1	1	1	110	5.5	
2	D	Lyle Odelein	FLA	82	4	12	16	-7	88	2	0	0	0	67	6.0	
7	D	Pavel Trnka	FLA	67	3	13	16	-2	51	1	0	0	0	66	4.5	
28	RW	Donald Audette	MTL	23	3	5	8	-4	16	0	0	0	0	41	7.3	
			FLA	28	6	7	13	-9	22	5	0	0	0	66	9.1	
		TOTAL	51	9	12	21	-13	38	5	0	0	1	0	107	8.4	
34	D	Mathieu Biron	FLA	57	3	10	13	-13	51	0	0	1	0	75	4.0	
19	C	Byron Ritchie	FLA	50	5	6	11	-10	84	0	0	2	0	55	7.7	
11	RW	Mikael Samuelsson	FLA	37	3	6	9	0	35	0	0	1	0	50	6.0	
40	C	Vadav Nedorost	FLA	42	4	3	7	-6	12	2	0	0	0	38	10.5	
6	D	Andreas Lija	FLA	79	3	4	7	-8	90	0	0	0	0	79	3.8	
23	D	*Lukas Krajciak	FLA	18	1	6	7	-2	12	1	0	0	0	16	6.3	
5	D	Bernard Metz	FLA	45	0	7	3	-4	80	0	0	0	0	50	10.0	
38	LW	Eric Beaudoin	FLA	30	2	4	6	-6	12	0	0	0	0	30	6.7	
39	RW	#Ivan Novosetsev	FLA	17	1	4	5	-6	8	0	0	0	0	25	4.0	
27	RW	Christian Berglund	NJ	23	2	3	5	-4	4	0	0	0	0	33	6.1	
		TOTAL	10	3	1	4	-2	10	0	0	0	0	17	17.6		
24	LW	Darcy Hordichuk	FLA	57	3	1	4	-10	158	0	0	1	0	27	11.1	
29	LW	Eric Messier	FLA	21	0	3	3	-2	16	0	0	0	0	13	.0	
20	C	#Craig MacDonald	FLA	34	0	3	3	-5	25	0	0	0	0	42	.0	
1	G	Roberto Luongo	FLA	72	0	3	3	0	2	0	0	0	0	0	0	.0
2	RW	*Kamil Piro	ATL	14	0	1	1	-3	4	0	0	0	0	10	.0	
		FLA	3	1	0	1	-1	0	1	0	0	0	0	1	100.0	
		TOTAL	17	1	1	2	-4	4	1	0	0	0	11	9.1		
27	RW	#Jaroslav Bednar	FLA	13	1	1	2	2	4	0	0	0	0	19	5.3	
20	LW	*Josh Olson	FLA	5	1	0	1	1	1	0	0	0	0	6	16.7	
23	LW	Lee Goren	FLA	2	0	1	1	-4	0	0	0	0	0	1	.0	
41	C	#Mike Green	FLA	11	0	1	1	0	2	0	0	0	0	7	0.0	
21	RW	Denis Shvidki	FLA	2	0	0	0	0	0	0	0	0	0	4	.0	
33	D	*Kristian Kudroc	FLA	2	0	0	0	0	2	0	0	0	0	0	.0	
44	C/LW	*Gregory Campbell	FLA	2	0	0	0	-1	5	0	0	0	0	0	.0	
32	D	*Grant McNeill	FLA	3	0	0	0	0	5	0	0	0	0	0	.0	
36	D	*Kyle Rossiter	FLA	4	0	0	0	0	7	0	0	0	0	1	.0	
15	RW	*Ty Jones	FLA	6	0	0	0	0	7	0	0	0	0	1	.0	
31	G	Steve Shields	FLA	16	0	0	0	0	6	0	0	0	0	0	.0	

GOALTENDERS		GP	W	L	T	GAA	MIN	EN	SO	GA	SA	SV%	G	A	PIM
1	Roberto Luongo	72	25	33	14	2.43	4252	7	7	172	2475	331	0	3	2
31	Steve Shields	16	3	6	1	3.44	732	0	0	42	346	879	0	0	6
	FLA TOTALS	82	28	39	15	5.87	4984	7	7	221	2828	922	0	3	8

*Indicates Rookie †Indicates Traded Player

GAME	DATE	OPPONENT	RESULT	SCORE	RECORD	ATTENDANCE	GAME	DATE	OPPONENT	RESULT	SCORE	RECORD	ATTENDANCE
1	10/9	CAROLINA	W	3-1	1-0-0	17,212	42	1/8	@ Philadelphia	W-TOT	4-3	14-17-9-2	19,221
2	10/11	BOSTON	T-OT	1-1	1-0-1-0	13,168	43	1/10	@ Calgary	L	2-4	14-18-9-2	16,809
3	10/13	@ Carolina	T-OT	2-2	1-0-2-0	10,223	44	1/11	@ Vancouver	T-OT	2-2	14-18-10-2	18,630
4	10/15	PHOENIX	L	1-2	1-1-2-0	10,069	45	1/13	@ Edmonton	L	2-4	14-19-10-2	16,839
5	10/18	@ NY Islanders	L	1-2	1-2-2-0	16,295	46	1/17	TAMPA BAY	W	2-1	15-19-10-2	**19,250
6	10/20	@ NY Rangers	L	1-3	1-3-2-0	17,351	47	1/19	ST. LOUIS	L-OT	1-2	15-19-10-3	15,202
7	10/22	@ New Jersey	W	2-1	2-3-2-0	10,016	48	1/21	COLORADO	L	5-6	15-20-10-3	16,832
8	10/24	MINNESOTA	L	3-4	2-4-2-0	15,539	49	1/23	WASHINGTON	W	4-1	16-20-10-3	18,452
9	10/25	@ Atlanta	W	3-2	3-4-2-0	16,680	50	1/24	@ Boston	W	2-1	17-20-10-3	16,814
10	10/29	@ Philadelphia	L	1-5	3-5-2-0	18,961	51	1/26	@ NY Rangers	L	2-5	17-21-10-3	17,741
11	10/30	@ Ottawa	W	3-2	4-5-2-0	17,086	52	1/28	PHILADELPHIA	T-OT	3-3	17-21-11-3	17,227
12	11/1	SAN JOSE	L	2-6	4-6-2-0	13,412	53	1/31	@ NY Islanders	L	2-4	17-22-11-3	16,234
13	11/5	LOS ANGELES	L	2-3	4-7-2-0	13,276	54	2/3	@ San Jose	L	0-3	17-23-11-3	14,438
14	11/7	PITTSBURGH	L	6-3	5-7-2-0	18,161	55	2/4	@ Phoenix	W-TOT	5-4	18-23-11-3	13,792
15	11/8	@ St. Louis	W	2-2	5-8-2-0	18,484	56	2/10	MONTREAL	W	2-1	19-23-11-3	17,104
16	11/11	TAMPA BAY	W	4-0	6-8-2-0	13,214	57	2/12	PITTSBURGH	W	5-1	20-23-11-3	15,863
17	11/13	@ New Jersey	L	1-3	6-9-2-0	10,202	58	2/14	@ Tampa Bay	L	2-3	20-24-11-3	18,888
18	11/15	@ Pittsburgh	W	3-2	7-9-2-0	11,004	59	2/16	@ Carolina	L	1-3	20-25-11-3	10,328
19	11/16	@ Atlanta	L	2-5	7-10-2-0	13,523	60	2/18	@ Buffalo	T-OT	1-1	20-25-12-3	13,110
20	11/19	NY ISLANDERS	L	1-4	7-11-2-0	19,362	61	2/20	@ Pittsburgh	W	2-0	21-25-12-3	11,917
21	11/21	ATLANTA	L	3-6	7-12-2-0	13,417	62	2/21	@ Washington	T-OT	2-2	21-25-13-3	15,257
22	11/22	@ Washington	W-TOT	3-2	8-12-2-0	15,002	63	2/23	@ Boston	W	2-0	22-25-13-3	15,384
23	11/24	BUFFALO	W	2-1	9-12-2-0	12,927	64	2/25	TORONTO	W	4-0	23-25-13-3	18,561
24	11/26	NY RANGERS	T-OT	3-3	9-13-2-0	19,076	65	2/27	WASHINGTON	L	1-4	23-26-13-3	**19,250
25	11/28	@ Buffalo	L	3-4	9-13-3-0	15,776	66	2/29	@ Chicago	T-OT	2-2	23-26-14-3	12,177
26	11/29	@ Montreal	T-OT	1-1	9-13-4-0	20,428	67	3/2	@ Washington	W	1-0	24-26-14-3	12,628
27	12/3	OTTAWA	L	0-4	9-14-4-0	11,520	68	3/3	NEW JERSEY	L	2-5	24-27-14-3	18,621
28	12/6	ATLANTA	L-OT	3-4	9-14-4-1	14,545	69	3/6	TAMPA BAY	L	3-5	24-28-14-3	17,509
29	12/10	BOSTON	T-OT	1-1	9-14-5-1	17,465	70	3/9	@ Toronto	L	0-5	24-29-14-3	19,335
30	12/12	MONTREAL	W	4-2	10-14-5-1	15,742	71	3/11	@ Montreal	W-TOT	3-2	25-29-14-3	21,273
31	12/13	@ Nashville	T-OT	2-2	10-14-6-1	14,079	72	3/13	NY RANGERS	L	2-2	25-29-14-3	**19,250
32	12/15	@ Detroit	L	1-4	10-15-6-1	20,066	73	3/17	NY ISLANDERS	W	6-4	27-33-14-3	15,107
33	12/17	WASHINGTON	T-OT	2-2	10-15-7-1	13,437	74	3/19	@ Atlanta	L	2-3	27-30-14-3	17,116
34	12/19	DALLAS	W	1-0	11-15-7-1	14,623	75	3/20	BUFFALO	L	1-2	27-31-14-3	18,504
35	12/22	@ Ottawa	L-OT	2-3	11-15-7-2	17,189	76	3/23	NEW JERSEY	L-OT	3-4	27-31-14-4	15,334
36	12/23	@ Toronto	L	2-5	11-16-7-2	19,360	77	3/25	@ Carolina	L	2-3	27-32-14-4	12,521
37	12/27	ANHEIM	W	3-2	12-16-7-2	18,007	78	3/27	ATLANTA	L	0-3	27-33-14-4	17,204
38	12/29	TORONTO	T-OT	4-4	12-16-8-2	**19,250	79	3/29	CAROLINA	W	3-1	28-33-14-4	11,209
39	12/31	@ Tampa Bay	T-OT	2-2	12-16-9-2	15,234	80	3/31	OTTAWA	L	4-5	28-34-14-4	15,876
40	1/2	PHILADELPHIA	L	1-2	12-17-9-2	17,872	81	4/1	@ Tampa Bay	L	3-4	28-35-14-4	17,726
41	1/3	COLUMBUS	W	1-0	13-17-9-2	15,874	82	4/4	CAROLINA	T-OT	6-6	28-35-15-4	16,207

**Denotes Home Sellout

2005-06 FLORIDA PANTHERS

REGULAR: 37-34-11 (85 points)

COACH: Jacques Martin

SOUTHEAST DIVISION FINISH: 4th

GENERAL MANAGER: Mike Keenan

EASTERN CONFERENCE FINISH: 11th

CAPTAIN: Olli Jokinen

NO.	POS	PLAYER	TEAM	GP	TOI	G	A	PTS	+/-	PIM	PP	SH	GW	GT	S	PGTG
12	C	Olli Jokinen	FLA	82	20:29	38	51	89	14	88	14	1	9	4	351	10.8
25	C	Joe Nieuwendyk	FLA	65	16:22	26	30	56	-2	46	7	3	1	1	195	13.3
15	C	Jozef Stumpel	FLA	74	17:46	15	37	52	11	26	3	1	0	0	115	13.3
16	R	Nathan Horton	FLA	71	16:53	28	19	47	8	89	3	0	1	0	162	17.3
4	D	Jay Bouwmeester	FLA	82	25:29	5	41	46	1	79	0	0	0	0	189	2.6
23	L	Martin Gelinas	FLA	82	15:58	17	24	41	27	80	4	0	3	0	186	9.1
10	L	Gary Roberts	FLA	58	16:45	14	26	40	4	64	4	0	1	0	122	11.5
77	C	Chris Gratton	FLA	76	15:43	17	22	39	6	104	4	1	2	0	135	12.6
26	D	Mike Van Ryn	FLA	80	22:35	8	29	37	15	90	3	0	2	1	154	5.2
13	R	Juraj Kolnik	FLA	77	14:18	15	20	35	1	40	4	1	3	0	145	10.3
11	R	Jonathan Sim	PHI	39	10:58	7	7	14	-6	28	4	0	2	0	80	8.8
			FLA	33	12:27	10	8	18	-1	26	4	0	3	0	91	11.0
		Totals	72	11:39	17	15	32	-7	54	8	0	5	0	172	9.9	
55	D	Ric Jackman	PIT	49	18:21	6	22	28	-20	46	3	0	1	0	95	6.3
			FLA	15	14:03	1	1	2	0	6	0	0	0	0	25	4.0
		Totals	64	17:20	7	23	30	-20	52	3	0	1	0	120	5.8	
9	C	Stephen Weiss	FLA	41	15:15	9	12	21	-2	22	5	0	1	1	74	12.2
85	L	*Rostislav Olesz	FLA	59	14:51	8	13	21	-4	24	4	1	3	1	105	7.6
22	D	Sean Hill	FLA	78	20:09	2	18	20	3	80	1	0	0	0	110	2.8
2	D	Lukas Krajcek	FLA	67	18:30	2	14	16	1	50	2	0	0	0	89	2.2
20	D	Joe Kwiatkowski	FLA	73	16:20	4	8	12	3	86	1	1	1	87	4.6	
44	LW	*Georgi Campbell	FLA	64	8:38	3	6	9	-11	40	0	0	0	0	59	5.1
22	R	*Kristian Huselius	FLA	24	14:43	5	3	8	-11	4	0	0	0	0	57	8.8
7	D	Steve Montador	COY	7	10:41	0	1	0	0	11	0	0	0	0	13	7.7
			FLA	51	14:04	1	5	6	4	68	0	0	0	0	42	2.4
		Totals	58	13:48	2	5	7	4	79	0	0	0	0	55	3.6	
14	L	*Niklas Hagman	FLA	30	13:59	2	4	6	-8	2	0	0	0	0	52	3.8
43	L	Serge Payer	FLA	71	9:53	2	4	6	-7	26	0	0	0	0	70	2.9
21	D	Alexei Semenov	EDM	11	10:49	1	1	2	-3	17	0	0	0	0	3	33.3
			FLA	16	12:33	1	1	2	-1	21	1	0	0	0	13	7.7
		Totals	27	11:50	2	2	4	-4	38	1	0	0	0	16	12.5	
42	C	Mikhail Yakubov	CHI	10	12:00	1	2	3	0	8	0	0	1	0	11	9.1
			FLA	13	7:49	0	1	1	-1	4	0	0	0	0	16	0.0
		Totals	23	9:38	1	3	4	1	-1	12	0	0	1	0	27	3.7
57	R	*Anthony Stewart	FLA	10	7:12	2	1	3	2	2	1	0	0	0	16	12.5
33	D	*Eric Cairns	FLA	23	7:48	0	1	1	1	37	0	0	0	0	11	0.0
51	R	*Rob Globoke	FLA	18	7:17	1	0	1	0	6	0	0	0	0	18	5.6
5	D	*Branişlav Mezei	FLA	16	19:16	0	1	1	3	37	0	0	0	0	13	0.0
40	C	*Greg Jacina	FLA	11	5:50	0	1	1	-1	4	0	0	0	0	10	0.0
33	D	Jamie Allison	NSH	20	11:59	0	1	0	-6	45	0	0	0	0	3	0.0
			FLA	7	11:48	0	0	0	0	11	0	0	0	0	4	0.0
		Totals	27	8:58	0	1	1	-6	56	0	0	0	0	0	7	0.0
7	D	Alexander Karpovtsev	FLA	6	11:04	0	0	0	-3	4	0	0	0	0	4	0.0
37	C	*Petr Tatocik	FLA	3	5:50	0	0	0	0	0	0	0	0	0	3	0.0

NO.	GOALTENDER	GPI	MINS	AVG	W	L	OT	SO	GA	SA	SV%	G	A	PIM
1	Roberto Luongo	75	4,304:47	2.97	35	30	9	4	213	2488	.914	0	3	2
29	Jamie McLennan	17	677:50	3.01	2	4	2	0	34	906	0	0	0	0
	FLA Totals	92	4982	2.99	37	34	11	4	247	2848	.910	0	3	2

*Indicates Rookie #Indicates Traded Player

Game	Date	Opponent	Result	Score	Record	Attendance	Game	Date	Opponent	Result	Score	Record	Attendance
1	10/05	ATLANTA	W	2-0	01-00-00	**19,250	42	01/03	@ New Jersey	L	0-3	16-21-06	10,035
2	10/07	TAMPA BAY	W	2-0	02-00-00	18,512	43	01/04	@ NY Islanders	OTL	3-4	16-21-06	10,285
3	10/08	@ Tampa Bay	L	2-0	02-01-00	20,933	44	01/07	@ NY Rangers	L	0-4	16-22-06	18,200
4	10/10	@ NY Islanders	W	3-1	03-01-00	11,256	45	01/08	@ Washington	SOW	4-3	17-22-06	11,407
5	10/13	BOSTON	L	2-5	03-02-00	15,617	46	01/12	ST. LOUIS	W	3-1	18-22-06	15,081
6	10/15	BUFFALO	W	3-2	04-02-00	17,426	47	01/14	COLUMBUS	OTL	4-5	18-22-07	17,991
7	10/17	@ NY Rangers	L	0-4	04-03-00	16,351	48	01/19	@ Phoenix	L	3-6	18-23-07	13,195
8	10/18	@ New Jersey	L	3-4	04-04-00	11,166	49	01/21	@ Anaheim	L	1-1	18-24-07	17,011
9	10/20	WASHINGTON	W	3-2	05-04-00	11,716	50	01/24	@ Tampa Bay	OTW	3-2	19-24-07	19,900
10	10/25	@ Pittsburgh	OTW	4-3	06-04-00	14,636	51	01/25	CAROLINA	SOL	3-4	19-24-08	12,517
11	10/27	@ Philadelphia	OTL	4-5	06-04-01	19,533	52	01/27	NEW JERSEY	W	4-0	20-24-08	18,506
12	10/31	@ Toronto	L	1-2	06-05-01	19,143	53	02/03	TORONTO	L	2-4	20-25-08	16,802
13	11/01	@ Montreal	OTL	4-5	06-05-02	21,273	54	02/07	ATLANTA	W	5-2	21-25-08	17,146
14	11/03	@ Boston	L	1-4	06-06-02	15,102	55	02/04	@ Atlanta	L	4-6	21-26-08	18,652
15	11/05	@ Carolina	L	0-2	06-07-02	16,015	56	02/07	@ Washington	W	5-0	22-26-08	15,852
16	11/09	NY RANGERS	SOL	3-4	06-07-03	16,406	57	02/11	@ Buffalo	L	3-5	22-27-08	16,690
17	11/11	CAROLINA	L	0-1	06-08-03	19,240	58	02/28	@ Tampa Bay	W	8-2	23-27-08	18,255
18	11/12	@ Philadelphia	L	4-5	06-09-03	19,654	59	03/02	MONTRÉAL	L	0-1	23-28-08	16,701
19	11/15	@ Montreal	OTL	3-4	06-09-04	21,273	60	03/03	@ Carolina	L	2-5	23-29-08	18,094
20	11/17	@ Ottawa	L	1-4	06-10-04	18,650	61	03/06	@ Atlanta	SOL	3-4	23-29-09	12,702
21	11/19	NY ISLANDERS	L	3-5	06-11-04	16,763	62	03/08	OTTAWA	W	6-2	24-29-09	15,196
22	11/23	NEW JERSEY	L	1-5	06-12-04	15,203	63	03/10	CAROLINA	W	5-3	25-29-09	13,941
23	11/25	PITTSBURGH	W	6-4	07-12-04	18,124	64	03/11	CAROLINA	OTW	3-3	26-29-09	16,922
24	11/26	@ Atlanta	L	4-7	07-13-04	14,032	65	03/15	PHILADELPHIA	L	0-4	26-30-09	15,614
25	11/28	TORONTO	L	1-2	07-14-04	11,215	66	03/17	NY ISLANDERS	W	4-2	27-30-09	16,444
26	12/01	WASHINGTON	W	3-2	08-14-04	10,092	67	03/18	@ Washington	SOW	4-3	28-30-09	15,042
27	12/03	CHICAGO	OTW	4-3	09-14-04	17,212	68	03/20	TAMPA BAY	OTW	6-5	29-30-09	13,071
28	12/05	OTTAWA	L	3-6	09-15-04	10,883	69	03/22	WASHINGTON	W	3-2	30-30-09	14,802
29	12/07	@ Dallas	L	3-4	09-16-04	17,377	70	03/24	NY RANGERS	SOW	3-2	31-30-09	18,851
30	12/08	@ San Jose	L	2-6	09-17-04	16,007	71	03/27	@ Boston	SOW	4-3	32-30-09	13,665
31	12/10	@ Los Angeles	L	1-3	09-18-04	16,827	72	03/29	@ Pittsburgh	W	5-3	33-30-09	14,024
32	12/13	NASHVILLE	W	7-3	10-18-04	14,827	73	03/31	@ Carolina	L	2-3	33-31-09	17,693
33	12/15	DETROIT	OTW	3-2	11-18-04	17,716	74	04/01	TAMPA BAY				

2006-07 FLORIDA PANTHERS

RECORD: 35-31-16 (86 points)

COACH: Jacques Martin

SOUTHEAST DIVISION FINISH: 3rd

GENERAL MANAGER: Jacques Martin

EASTERN CONFERENCE FINISH: 12th

CAPTAIN: Olli Jokinen

NO.	POS	PLAYER	TEAM	GP	TOI	G	A	PTS	-/+	PIM	PP	SH	GW	GT	S	PCTG
2	C	Olli Jokinen	FLA	82	20:31	39	52	91	18	78	9	1	8	1	351	11.1
16	L	Nathan Horton	FLA	82	18:03	31	31	62	15	61	7	1	3	1	217	14.3
15	R	Jozef Stempel	FLA	73	19:07	23	34	57	2	22	9	2	4	0	131	17.6
9	C	Stephen Weiss	FLA	74	17:06	20	28	48	-1	28	10	0	1	0	176	11.4
23	L	Martin Gelinas	FLA	82	13:25	14	30	44	7	36	7	0	1	1	171	8.2
4	D	Jay Bouwmeester	FLA	82	26:08	12	30	42	23	66	3	0	3	0	174	6.9
18	L	Ville Peltonen	FLA	72	16:25	17	20	37	7	28	4	0	0	0	145	11.7
77	C	Chris Gratton	FLA	81	12:05	13	22	35	1	94	1	0	1	0	131	9.9
24	D	Ruslan Salei	FLA	82	23:19	6	26	32	-13	102	2	0	0	0	148	4.1
85	L	Rostislav Olesz	FLA	75	15:30	11	19	30	2	28	2	0	2	0	164	6.7
26	D	Mike Van Ryn	FLA	78	21:08	4	25	29	-5	64	1	0	0	0	121	3.3
13	R	Juraj Kolnik	FLA	64	12:05	11	14	25	2	18	0	0	1	0	113	9.7
5	D	Bryan Allen	FLA	82	21:35	4	21	25	7	112	0	0	0	0	99	4
46	L	*David Booth	FLA	48	9:33	3	7	10	0	12	0	0	1	0	86	3.5
2	C	Gregory Campbell	FLA	79	10:33	6	3	9	-10	66	0	1	0	0	103	5.8
7	D	Steve Montador	FLA	72	13:08	1	8	9	-1	119	0	0	0	0	88	1.1
25	C	Joe Nieuwendyk (Ret.)	FLA	15	13:23	5	3	8	-4	4	2	0	2	0	30	16.7
21	D	Alexei Semenov	FLA	23	12:22	0	5	5	9	28	0	0	0	0	23	0
6	D	*Noah Welch	PIT	22	13:56	1	2	1	2	12	0	0	0	0	14	7.1
			FLA	2	13:56	1	0	1	3	2	0	0	0	0	4	25
		Totals		24	13:56	2	1	3	4	24	0	0	0	0	18	11.1
38	C	*Janis Sprukts	FLA	13	6:19	1	2	3	1	2	0	0	0	0	10	10
2	D	Branislav Mezei	FLA	45	15:57	0	3	3	5	55	0	0	0	0	24	0
50	C	*Drew Larman	FLA	16	7:23	2	0	2	-3	2	0	0	0	0	15	13.3
54	C	*Kamil Krepis	FLA	14	11:13	1	1	2	-1	6	0	0	0	0	20	5
51	R	*Rob Globke	FLA	19	6:04	0	1	1	-3	0	0	0	0	0	15	0
57	R	*Anthony Stewart	FLA	10	6:51	0	1	1	1	2	0	0	0	0	8	0
47	R	*Martin Lojek	FLA	3	8:22	0	1	1	2	0	0	0	0	0	0	0
40	C	*Greg Jacina	FLA	3	6:51	0	0	0	-1	2	0	0	0	0	2	0
44	R	*Todd Bertuzzi	FLA	7	15:59	1	6	7	-4	13	1	0	0	0	8	12.5
8	D	*Joel Kwiatkowski	FLA	41	9:48	5	5	10	-5	20	1	0	2	0	46	10.9
55	D	*Ric Jackman	FLA	7	13:41	1	0	1	-3	10	0	1	0	0	13	7.7
10	L	*Gary Roberts	FLA	50	16:43	13	16	29	5	71	2	0	3	0	94	13.8

NO.	GOALTENDER	GPI	MIN	AVG	W	L	OT	SO	GA	SA	SV%	G	A	PIM	
20	Ed Belfour	58	3289:17	2.77	27	17	0	10	1	152	1550	0.902	0	2	10
35	Alex Auld	27	1470:31	3.34	7	13	0	5	1	82	729	0.888	0	1	2
31	Craig Anderson	5	216:53	2.21	1	0	1	0	8	116	0.931	0	0	0	0
	FLA TOTALS	90	4976:41	2.92	35	31	0	16	2	242	2395	0.9	0	3	12

*Indicates Rookie #Indicates Traded Player

Game	Date	Opponent	Result	Score	Record	Attendance	Game	Date	Opponent	Result	Score	Record	Attendance
1	10/6	@ BOSTON	W	8-3	1-0-0	19,250*	42	1/2	@ EDMONTON	L	1-4	15-20-7	16,839
2	10/7	@ ATLANTA	W	4-2	1-1-0	14,229	43	1/4	@ CALGARY	L-OT	4-5	15-20-8	12,326
3	10/9	@ TORONTO	L-OT	1-2	1-1-1	19,102	44	1/7	@ VANCOUVER	L-OT	3-4	15-20-9	18,630
4	10/11	CAROLINA	W	6-3	2-1-1	14,312	45	1/10	PITTSBURGH	W	5-2	16-20-9	16,098
5	10/13	TAMPA BAY	W	3-2	3-1-1	15,208	46	1/11	@ CAROLINA	L	4-6	16-21-9	13,552
6	10/14	@ TAMPA BAY	L	1-4	3-2-1	19,926	47	1/13	WASHINGTON	W	7-3	17-21-9	15,061
7	10/18	@ WASHINGTON	L	2-5	3-3-1	10,125	48	1/16	CAROLINA	L-OT	2-3	17-21-10	10,317
8	10/20	PHILADELPHIA	W	3-2	4-3-1	17,194	49	1/18	TORONTO	L	2-3	17-22-10	12,242
9	10/21	@ ATLANTA	L	2-4	4-4-1	16,178	50	1/20	@ WASHINGTON	W	4-1	18-22-10	13,877
10	10/23	ATLANTA	L	3-6	4-5-1	13,102	51	1/27	NEW JERSEY	W	4-2	19-22-10	18,136
11	10/25	@ NY RANGERS	W	4-2	5-5-1	18,200	52	1/30	@ PITTSBURGH	L	0-3	19-23-10	15,405
12	10/26	@ NEW JERSEY	L	0-2	5-6-1	11,594	53	2/1	WASHINGTON	W	6-3	20-23-10	11,300
13	10/28	@ NY ISLANDERS	L-OT	3-4	5-6-2	10,455	54	2/3	LOS ANGELES	L	0-7	20-24-10	15,038
14	10/31	SAN JOSE	L	1-2	5-7-2	10,081	55	2/6	@ COLORADO	L-OT	4-5	20-24-11	17,065
15	11/2	TORONTO	W	4-2	6-7-2	13,233	56	2/8	@ MINNESOTA	L	2-4	20-25-11	18,568
16	11/8	NY RANGERS	L-OT	3-4	6-7-3	16,893	57	2/10	PHOENIX	W	5-2	21-25-11	15,312
17	11/10	@ BUFFALO	L-OT	4-5	6-7-4	18,699	58	2/13	@ MONTREAL	W	1-0	22-25-11	21,273
18	11/11	@ NEW JERSEY	L	2-4	6-8-4	14,112	59	2/14	@ OTTAWA	L	0-4	22-26-11	18,561
19	11/13	WASHINGTON	L	1-4	6-9-4	12,108	60	2/17	TAMPA BAY	W-OT	5-4	23-26-11	17,813
20	11/16	MONTREAL	W	5-1	7-9-4	13,506	61	2/20	@ TAMPA BAY	L-OT	2-3	23-26-12	19,319
21	11/18	NY ISLANDERS	L	1-4	7-10-4	16,833	62	2/22	PITTSBURGH	L-OT	1-2	23-26-13	17,102
22	11/20	@ BOSTON	W	3-2	8-10-4	11,742	63	2/24	BOSTON	W	7-2	24-26-13	16,816
23	11/22	TAMPA BAY	L	4-6	8-11-4	14,516	64	2/27	@ WASHINGTON	W-OT	6-5	25-26-13	10,979
24	11/24	OTTAWA	L	4-6	8-12-4	15,944	65	3/1	@ DALLAS	W-OT	2-1	25-26-13	18,639
25	11/25	@ ATLANTA	L	0-1	8-13-4	17,053	66	3/3	TAMPA BAY	W	6-2	27-26-13	17,299
26	11/28	@ MONTREAL	L-OT	1-0	8-14-5	21,273	67	3/6	@ ATLANTA	L	2-4	27-27-13	12,566
27	11/30	@ OTTAWA	L	0-6	8-14-5	17,814	68	3/8	@ PHILADELPHIA	W	2-1	28-27-13	19,489
28	12/2	ATLANTA	L	1-3	8-15-5	13,333	69	3/10	ATLANTA	W	3-2	29-27-13	17,927
29	12/5	@ PITTSBURGH	W	3-2	9-15-5	12,511	70	3/13	@ CAROLINA	L	1-3	29-28-13	18,639
30	12/7	BUFFALO	W	3-1	10-15-5	15,385	71	3/15	BUFFALO	L	3-5	29-29-13	18,111
31	12/9	@ NY ISLANDERS	L-OT	4-5	10-15-6	12,825	72	3/17	NY ISLANDERS	W	8-5	30-29-13	17,078
32	12/10	@ NY RANGERS	L	1-2	10-16-6	18,200	73	3/20	@ PHILADELPHIA	W	4-1	31-29-13	18,721
33	12/12	ANAHAIM	L	4-5	10-17-6	13,140	74	3/22	OTTAWA	L	2-4	31-30-13	14,202
34	12/14	@ BUFFALO	L	1-2	10-18-6	18,699	75	3/24	NEW JERSEY	L-OT	3-4	31-30-14	15,101
35	12/16	@ BOSTON	W	6-3	11-18-6	10,965	76	3/27	@ TAMPA BAY	W	5-2	32-30-14	18,856
36	12/19	@ TORONTO	W	7-3	12-18-6	19,444	77	3/28	ATLANTA	W-OT	3-2	33-30-14	12,864
37	12/21	NY RANGERS	W	3-2	13-18-6	17,566	78	3/30	WASHINGTON	W-OT	3-2	34-30-14	15,712
38	12/23	CAROLINA	L-OT	2-3	13-18-7	16,147	79	4/1	CAROLINA	L-OT	3-4	34-30-15	17,878
39	12/26	@ CAROLINA	L	2-4	13-19-7	16,839	80	4/3	@ WASHINGTON	L	0-1	34-31-15	16,311
40	12/27	PHILADELPHIA	W	3-1	14-19-7	11,771	81	4/6	@ TAMPA BAY	W	7-2	35-31-15	21,802
41	12/29	MONTREAL	W	3-1	15-19-7	**19,772	82	4/7	@ CAROLINA	L-OT	4-5	35-31-16	18,639

** DENOTES HOME SELLOUT

2007-08 FLORIDA PANTHERS

RECORD: 38-32-9 (85 points)

COACH: Jacques Martin

SOUTHEAST DIVISION FINISH: 3rd

GENERAL MANAGER: Jacques Martin

EASTERN CONFERENCE FINISH: 11th

CAPTAIN: Olli Jokinen

NO.	POS	PLAYER	TEAM	GP	TOI	G	A	PTS	-/+	PIM	PP	SH	GW	S	PCGT
12	C	Olli Jokinen	FLA	82	19:54	34	37	71	-19	67	18	0	5	341	9.97
16	C	Nathan Horton	FLA	82	18:44	27	35	62	15	85	9	0	3	212	12.74
9	C	Stephen Weiss	FLA	74	17:35	13	29	42	14	40	4	0	4	132	9.85
10	L	David Booth	FLA	73	16:10	22	18	40	13	26	1	0	6	228	9.65
4	D	Jay Bouwmeester	FLA	82	27:28	15	22	37	-5	72	4	0	0	182	8.24
53	C	Brett McLean	FLA	67	16:14	14	23	37	-5	34	3	1	1	140	10.00
20	L	Richard Zednik	FLA	54	17:35	15	11	26	-5	43	6	0	5	140	10.71
85	C	Rostislav Olesz	FLA	56	17:03	14	12	26	3	16	5	0	2	139	10.07
54	C	*Kamil Krepis	FLA	76	12:58	8	17	25	10	29	1	0	2	99	8.08
7	D	Steve Montador	FLA	73	11:39	8	15	23	1	73	2	0	0	96	8.33
15	C	Jozef Stempel	FLA	52	17:22	7	13	20	-11	10	3	0	1	64	10.94
18	L	Ville Petonen	FLA	56	15:49	5	15	20	-2	20	1	0	0	108	4.63
11	C	Gregory Campbell	FLA	81	12:26	5	13	18	-12	72	0	2	1	113	4.42
14	R	Radek Dvorak	FLA	67	15:06	8	9	17	-1	16	0	1	1	146	5.48
21	D	Cory Murphy	FLA	47	15:23	2	15	17	0	22	1	0	0	65	3.08
5	D	Bryan Allen	FLA	73	21:17	0	14	16	5	67	0	0	0	67	2.99
6	D	Magnus Johansson	FLA/CHI	45	15:45	3	14	14	-5	18	0	0	0	37	0.00
22	D	Jassen Cullimore	FLA	65	18:04	2	10	13	21	38	0	0	1	55	5.45
3	D	Karlis Skrastins	FLA/COL	60	18:36	2	3	5	-11	32	0	0	1	45	4.44
2	D	Branislav Mezei	FLA	57	14:27	2	2	4	-13	64	0	0	0	38	5.26
41	C	Shawn Matthias	FLA	4	13:07	1	0	2	-2	2	1	0	0	5	4.00
37	L	Tanner Glass	FLA	41	4:25	0	1	2	-5	39	0	0	0	11	9.09
26	D	Mike Van Ryn	FLA	20	17:48	1	2	1	-2	14	0	0	0	16	0.00
33	R	Wade Belak	FLA	47	4:04	0	0	1	-2	78	0	0	0	17	5.88
5	C	Anthony Stewart	FLA	26	6:08	0	1	1	-1	0	0	0	0	21	0.00
45	C	*David Brine	FLA	9	6:02	0	1	1	-1	4	0	0	0	3	0.00
50	C	*Drew Larman	FLA	6	5:59	0	1	0	1	2	0	0	0	1	0.00
51	C	*Rob Globke	FLA	9	7:43	0	0	0	0	-3	2	0	0	4	0.00
17	C	Garth Murray	FLA	7	6:13	0	0	0	0	19	0	0	0	3	0.00
64	L	*Stefan Meyer	FLA	4	2:25	0	0	0	-1	0	0	0	0	0	0.00
27	D	Noah Welch	FLA	4	8:04	0	0	0	1	7	0	0	0	0	0.00
47	D	*Martin Lokej	FLA	2	6:08	0	0	0	-1	0	0	0	0	2	0.00

GOALTENDERS	GP	MINS	AVG	W	L	OT	SO	GA	SA	SV%	G	A	PIM	
29	Tomas Vokoun	69	4033	2.68	30	29	8	4	180	2213	.919	0	6	4
31	Craig Anderson	17	935	2.25	8	6	1	2	35	535	.935	0	1	2
FLA TOTALS	86	4966	2.60	38	35	9	6	215	2748	.922	0	7	6	

*Indicates Rookie

Game	Date	Opponent	Result	Score	Record	Attendance	Game	Date	Opponent	Result	Score	Record	Attendance
1	10/4	@ NY RANGERS	L	2-5	0-1-0	18,200	42	1/5	@ PITTSBURGH	L	0-3	19-20-3	17,090
2	10/6	@ NEW JERSEY	L	1-4	0-2-0	18,540	43	1/8	PITTSBURGH	L	1-3	19-21-3	17,086
3	10/10	@ TAMPA BAY	L	1-2	0-3-0	18,540	44	1/10	@ ATLANTA	W	3-2	20-21-3	14,805
4	10/11	NEW JERSEY	W	3-0	1-3-0	10,847	45	1/12	TAMPA BAY	L	3-5	20-22-3	16,578
5	10/13	TAMPA BAY	W	6-4	2-3-0	15,801	46	1/13	COLORADO	L-SD	3-4	20-22-4	13,854
6	10/16	@ MONTREAL	W	2-1	3-3-0	21,273	47	1/16	@ PHILADELPHIA	L	3-5	20-23-4	19,207
7	10/18	@ TORONTO	L	2-3	3-4-0	19,348	48	1/18	@ NEW JERSEY	W	2-1	21-23-4	15,203
8	10/20	@ OTTAWA	L	1-4	3-5-0	19,904	49	1/19	@ WASHINGTON	L	3-5	21-24-4	16,973
9	10/24	PHILADELPHIA	W	4-3	4-5-0	12,856	50	1/22	OTTAWA	W	5-3	22-24-4	12,794
10	10/26	BUFFALO	L	2-4	4-6-0	15,842	51	1/24	EDMONTON	L-SD	3-4	22-24-5	12,322
11	10/27	@ NASHVILLE	L	3-4	4-7-0	15,767	52	1/30	BUFFALO	L	0-1	22-25-5	14,024
12	10/31	CAROLINA	W	4-2	5-7-0	10,063	53	2/1	VANCOUVER	W	4-3	23-25-5	17,523
13	11/2	@ BUFFALO	W	4-2	6-7-0	18,690	54	2/2	@ TAMPA BAY	W	3-2	24-25-5	19,977
14	11/3	@ CAROLINA	L	2-4	6-8-0	17,547	55	2/5	@ TORONTO	W	8-0	25-25-5	19,430
15	11/5	TAMPA BAY	W	4-3	7-8-0	10,149	56	2/7	@ OTTAWA	L	4-5	25-26-5	19,435
16	11/7	@ TAMPA BAY	L	1-3	7-9-0	16,526	57	2/9	@ BOSTON	W	6-3	26-26-5	16,893
17	11/9	ATLANTA	L	1-4	7-10-0	14,268	58	2/10	@ BUFFALO	L	3-5	26-27-5	18,690
18	11/12	CAROLINA	L	3-4	7-11-0	12,715	59	2/13	MONTREAL	L-OT	1-2	26-27-6	17,100
19	11/13	@ ATLANTA	L-OT	2-3	7-11-1	12,589	60	2/15	WASHINGTON	W	4-2	27-27-6	16,202
20	11/15	WASHINGTON	W	2-1	8-11-1	12,101	61	2/16	@ CAROLINA	L	4-5	27-28-6	17,737
21	11/17	@ CAROLINA	L	1-2	8-12-1	16,962	62	2/19	@ PITTSBURGH	L	2-3	27-29-6	17,075
22	11/19	@ WASHINGTON	W	4-3	9-12-1	13,411	63	2/21	BOSTON	L-SD	4-5	27-29-7	14,992
23	11/21	@ COLUMBUS	W	2-0	10-12-1	13,326	64	2/23	@ PHILADELPHIA	W	2-1	28-29-7	19,629
24	11/23	NY RANGERS	W	3-2	11-12-1	**19,250	65	2/24	@ NY RANGERS	SD	0	28-30-7	18,200
25	11/28	@ WASHINGTON	W	2-1	12-12-1	10,526	66	2/27	TORONTO	L-SD	3-4	28-30-8	14,557
26	11/29	BOSTON	L	3-4	12-13-1	14,926	67	2/29	MINNESOTA	L	2-3	28-31-8	16,927
27	12/1	WASHINGTON	L	1-2	12-14-1	14,333	68	3/2	@ NY ISLANDERS	W	1-0	29-31-8	15,314
28	12/5	OTTAWA	L	4-5	12-15-1	11,289	69	3/4	@ BOSTON	W	1-0	30-31-8	14,473
29	12/7	NY ISLANDERS	W	3-0	13-15-1	14,502	70	3/6	PITTSBURGH	W	5-2	31-31-8	17,012
30	12/11	CALGARY	L-SD	1-2	13-15-2	12,499	71	3/8	ATLANTA	W	3-2	32-32-8	16,614
31	12/13	@ ST. LOUIS	W	1-0	14-15-2	14,088	72	3/12	NY ISLANDERS	W	4-2	33-31-8	15,233
32	12/15	@ DETROIT	L	2-5	14-16-2	20,066	73	3/14	NY RANGERS	W	3-2	34-31-8	**19,291
33	12/16	@ CHICAGO	W	3-1	15-16-2	12,926	74	3/16	ATLANTA	W	3-1	35-31-8	15,704
34	12/18	@ MONTREAL	W	2-0	16-16-2	21,273	75	3/20	CAROLINA	L-SD	1-2	35-31-9	18,546
35	12/20	CAROLINA	W	5-4	17-16-2	15,061	76	3/22	TAMPA BAY	W	4-2	36-31-9	18,502
36	12/22	TORONTO	L-OT	1-2	17-16-3	18,500	77	3/25	@ TAMPA BAY	L	1-3	36-32-9	16,110
37	12/27	@ ATLANTA	W	5-3	18-16-3	16,080	78	3/27	ATLANTA	L	2-3	36-33-9	17,301
38	12/28	MONTREAL	L	1-5	18-17-3	**19,838	79	3/29	WASHINGTON	L	0-3	36-34-9	17,832
39	12/30	PHILADELPHIA	L	0-1	18-18-3	18,767	80	4/1	@ ATLANTA	W	3-2	37-34-9	15,453
40	1/2	@ NEW JERSEY	W	2-3	18-19-3	14,124	81	4/4	@ CAROLINA	W	4-5	38-34-9	18,860
41	1/3	@ NY ISLANDERS	W	4-3	19-19-3	11,428	82	4/5	@ WASHINGTON	L	1-3	38-35-9	18,277

** DENOTES HOME SELLOUT

2008-09 FLORIDA PANTHERS

RECORD: 41-30-11 (93 points)

COACH: Peter DeBoer

SOUTHEAST DIVISION FINISH: 3rd

GENERAL MANAGER: Jacques Martin

EASTERN CONFERENCE FINISH: 9th

CAPTAIN: None

NO.	POS	PLAYER	TEAM	GP	TOI	G	A	PTS	-/+	PIM	PP	SH	GW	S	PCFG
9	C	Stephen Weiss	FLA	78	17:48	14	47	61	19	22	4	1	4	154	9.1
10	L	David Booth	FLA	72	17:05	31	29	60	10	38	11	0	5	246	12.6
61	L	Cory Stillman	FLA	63	16:35	17	32	49	1	37	8	0	2	115	14.8
16	C	Nathan Horton	FLA	67	17:51	22	23	45	-5	48	5	1	5	131	16.8
67	C	*Michael Frolik	FLA	79	14:48	21	24	45	10	22	1	0	2	158	13.3
4	D	Jay Bouwmeester	FLA	82	26:59	15	27	42	-2	68	8	0	2	182	8.2
24	D	Bryan McCabe	FLA	69	23:08	15	24	39	-1	41	8	0	3	153	9.8
14	R	Radek Dvorak	FLA	81	16:26	15	21	36	0	42	0	4	3	136	11.0
2	D	Keith Ballard	FLA	82	22:23	6	28	34	14	72	1	0	1	106	5.7
20	R	Richard Zednik	FLA	70	15:35	17	16	33	2	46	3	0	4	153	11.1
11	C	Gregory Campbell	FLA	77	16:47	13	19	32	0	76	1	0	1	135	9.6
18	L	Ville Pelttonen	FLA	79	15:15	12	19	31	6	31	0	0	1	121	9.9
55	D	Steve Eminger	PHI/TB/FLA	71	21:36	5	21	26	-3	50	2	0	1	85	5.9
44	D	Nick Boynton	FLA	68	16:35	5	16	21	7	91	0	0	1	104	4.8
53	R	Brett McLean	FLA	80	12:25	7	12	19	-12	29	0	0	2	114	6.1
28	C	Kamil Korpis	FLA	66	13:58	4	15	19	2	18	0	1	1	77	5.2
3	D	Karlis Skrastins	FLA	80	20:33	4	14	18	9	30	0	0	0	55	7.3
22	D	Jassen Cullimore	FLA	68	16:47	2	8	10	-10	37	0	0	0	52	3.8
85	L	Rostislav Olesz	FLA	37	13:11	4	5	9	-5	8	0	0	0	69	5.8
13	R	Anthony Stewart	FLA	59	7:38	2	5	7	-6	34	0	0	0	56	3.6
74	L	Nick Tarnasky	NSH/FLA	45	7:19	1	6	7	-1	50	0	0	0	38	2.6
32	R	*Michal Repik	FLA	5	7:31	2	0	2	1	0	0	0	0	7	28.6
41	C	*Shawn Matthias	FLA	16	9:09	0	2	2	-3	2	0	0	0	11	0.00
5	D	Bryan Allen	FLA	2	27:11	0	1	1	2	0	0	0	0	5	0.00
71	L	*Kennard McArdle	FLA	3	7:30	0	0	0	-1	2	0	0	0	1	0.00
38	C	Janis Sprukts	FLA	1	12:19	0	0	0	0	0	0	0	0	1	0.00
37	L	*Tanner Glass	FLA	3	6:45	0	0	0	0	7	0	0	0	1	0.00
52	D	*Jason Garrison	FLA	1	11:57	0	0	0	0	0	0	0	0	0	0.00

	GOALTENDERS	GP	MIN	AVG	W	L	OT	SO	GA	SA	SV%	G	A	PIM
29	Tomas Vokoun	59	3324	2.49	26	23	6	6	138	1856	.926	0	1	2
31	Craig Anderson	31	1636	2.71	15	7	5	3	74	977	.924	0	1	2
	FLA TOTALS	90	4960	2.56	41	30	11	9	212	2833	.925	0	2	4

*Indicates Rookie

Game	Date	Opponent	Result	Score	Record	Attendance	Game	Date	Opponent	Result	Score	Record	Attendance
1	10/10	@ CAROLINA	L	4-6	00-01-00	18,680	42	01/10	ATLANTA	W	8-4	20-16-06	14,323
2	10/11	ATLANTA	W-OT	3-2	01-01-00	18,401	43	01/16	PHILADELPHIA	L-ISO	2-3	20-16-07	17,827
3	10/16	MINNESOTA	L	2-6	01-02-00	12,106	44	01/17	@ TAMPA BAY	W	4-3	21-16-07	17,217
4	10/18	NY ISLANDERS	W	2-0	02-02-00	16,087	45	01/19	BUFFALO	L-ISO	2-3	21-16-08	12,480
5	10/20	@ MONTREAL	L	1-3	02-03-00	21,273	46	01/21	DALLAS	L	1-4	21-17-08	11,200
6	10/22	@ OTTAWA	W	3-1	03-03-00	18,952	47	01/27	PHILADELPHIA	W	3-2	22-17-08	13,904
7	10/24	SAN JOSE	W	4-3	04-03-00	15,232	48	01/29	MONTREAL	W	5-1	23-17-08	16,334
8	10/25	@ ST LOUIS	L	0-4	04-04-00	19,150	49	01/31	@ NY ISLANDERS	L	1-3	23-18-08	13,336
9	10/30	OTTAWA	L	1-2	04-05-00	13,567	50	02/03	@ TORONTO	W-OT	4-3	24-18-08	19,095
10	11/01	@ NASHVILLE	L-ISO	2-3	04-05-01	14,909	51	02/05	NY ISLANDERS	W	3-2	25-18-08	14,206
11	11/02	@ ATLANTA	L	3-5	04-06-01	10,584	52	02/07	@ WASHINGTON	L	1-3	25-19-08	18,277
12	11/06	@ LOS ANGELES	L	2-3	04-07-01	11,267	53	02/10	TORONTO	W-OT	5-4	26-19-08	13,764
13	11/08	@ PHOENIX	L	1-4	04-08-01	14,807	54	02/12	@ CAROLINA	W	5-0	27-19-08	18,680
14	11/09	@ ANAHEIM	W	3-1	05-08-01	16,951	55	02/13	NY RANGERS	W-ISO	2-1	28-19-08	17,042
15	11/12	TAMPA BAY	W	4-0	06-08-01	12,104	56	02/15	WASHINGTON	L	2-4	28-20-08	17,279
16	11/14	DETROIT	L	2-3	06-09-01	18,637	57	02/17	NEW JERSEY	W	4-0	29-20-08	14,514
17	11/18	@ TAMPA BAY	W-ISO	4-3	07-09-01	16,176	58	02/19	CHICAGO	L	0-4	29-21-08	16,133
18	11/20	@ NEW JERSEY	L	1-3	07-10-01	14,291	59	02/21	BOSTON	W	2-0	30-21-08	**19,343
19	11/21	@ BOSTON	L	2-4	07-11-01	16,878	60	02/24	@ BOSTON	L	1-6	30-22-08	18,781
20	11/24	CAROLINA	W	3-2	08-11-01	11,117	61	02/26	@ NY RANGERS	W	2-1	31-22-08	18,200
21	11/26	NEW JERSEY	L-OT	2-3	08-11-02	14,932	62	02/28	@ NEW JERSEY	L	2-7	31-23-08	16,256
22	11/28	NY RANGERS	L-ISO	3-4	08-11-03	18,106	63	03/01	@ WASHINGTON	W	6-2	32-23-08	18,277
23	11/30	@ NY RANGERS	W	4-0	09-11-03	18,200	64	03/03	@ ATLANTA	W	4-3	33-23-08	10,329
24	12/02	@ WASHINGTON	W	5-3	10-11-03	16,192	65	03/05	PITTSBURGH	L	1-3	34-24-08	18,933
25	12/04	BUFFALO	W	2-1	11-11-03	13,123	66	03/07	ST LOUIS	W	5-3	34-24-08	17,591
26	12/06	BOSTON	L	0-4	11-12-03	16,213	67	03/10	@ PITTSBURGH	L-ISO	3-4	34-24-09	17,132
27	12/08	@ OTTAWA	W-OT	4-3	12-12-03	17,947	68	03/12	@ BUFFALO	L	1-3	34-25-09	18,690
28	12/11	@ EDMONTON	W	2-0	13-12-03	16,839	69	03/14	TAMPA BAY	L-ISO	3-4	34-25-10	17,734
29	12/12	@ CALGARY	W-ISO	3-2	14-12-03	19,289	70	03/17	WASHINGTON	L	0-3	34-26-10	14,650
30	12/14	@ VANCOUVER	L	3-5	14-13-03	18,630	71	03/19	TORONTO	W	3-1	35-26-10	15,467
31	12/18	@ CAROLINA	L-OT	1-2	14-13-04	14,533	72	03/21	COLUMBIA	L	1-3	35-27-10	17,032
32	12/21	COLORADO	W	3-0	15-13-04	16,132	73	03/23	CAROLINA	L-OT	2-3	35-27-11	14,304
33	12/23	NASHVILLE	W	3-0	15-13-04	14,703	74	03/25	@ BUFFALO	L	3-5	35-28-11	18,690
34	12/26	TAMPA BAY	L-ISO	3-4	16-13-05	16,961	75	03/26	@ PHILADELPHIA	W	4-2	36-28-11	19,631
35	12/27	@ TAMPA BAY	L	4-6	16-14-05	18,226	76	03/28	@ DALLAS	W	6-3	37-28-11	18,532
36	12/29	MONTREAL	L	2-5	16-15-05	**20,741	77	03/31	OTTAWA	W	5-2	38-28-11	15,247
37	12/31	@ NY ISLANDERS	L	2-4	16-16-05	12,211	78	04/03	ATLANTA	L	1-3	38-29-11	15,945
38	01/03	@ PITTSBURGH	W	6-1	17-16-05	17,042	79	04/05	PITTSBURGH	W	4-2	39-29-11	18,232
39	01/04	@ MONTREAL	L-ISO	5-6	17-16-06	21,273	80	04/07	@ PHILADELPHIA	L	1-2	39-30-11	19,637
40	01/06	@ TORONTO	W	4-2	18-16-06	18,987	81	04/09	@ ATLANTA	W	3-2	40-30-11	15,738
41	01/08	CAROLINA	W	4-2	19-16-06	10,323	82	04/11	WASHINGTON	W	7-4	41-30-11	18,527

** DENOTES HOME SELLOUT

2009-10 FLORIDA PANTHERS

RECORD: 32-37-11 (77 points)

COACH: Peter DeBoer

SOUTHEAST DIVISION FINISH: 5th

GENERAL MANAGER: Randy Sexton

EASTERN CONFERENCE FINISH: 14th

CAPTAIN: Bryan McCabe

NO.	POS	PLAYER	TEAM	GP	TOI	G	A	PTS	+/-	PIM	PP	SH	GW	S	PCTG
9	C	Stephen Weiss	FLA	79	19:59	28	32	60	-7	40	12	0	2	180	15.6
16	C	Nathan Horton	FLA	65	20:53	20	37	57	-1	42	7	2	4	159	12.6
67	C	Michael Frolik	FLA	82	17:28	21	22	43	-4	43	5	0	1	219	9.6
24	D	Bryan McCabe	FLA	82	23:19	8	35	43	-4	83	3	0	1	169	4.7
32	C	Steven Reinprecht	FLA	82	16:05	16	22	38	-1	18	3	0	1	124	12.9
61	L	Corey Stillman	FLA	58	17:34	15	22	37	-2	33	0	0	4	126	11.9
14	R	Radek Dvorak	FLA	76	17:26	14	18	32	-7	20	1	3	1	140	10.0
85	L	Rostislav Olesz	FLA	78	15:23	14	15	29	-4	28	3	0	3	178	7.9
2	D	Keith Ballard	FLA	82	22:24	8	20	28	-7	88	1	0	1	90	8.9
4	D	Dennis Seidenberg	FLA	62	22:54	2	21	23	-3	33	1	0	0	116	1.7
44	D	Jordan Leopold	FLA	61	22:25	7	11	18	-7	22	1	0	1	69	10.1
19	C	Dominic Moore	FLA	48	14:54	8	9	17	-7	35	2	1	0	81	9.9
11	C	Gregory Campbell	FLA	60	15:23	2	15	17	-5	53	0	0	1	84	2.4
10	L	David Booth	FLA	28	18:07	8	8	16	-3	23	0	0	1	95	8.4
41	C	*Shawn Matthias	FLA	55	10:47	7	9	16	-3	10	0	0	2	67	10.4
43	D	*Dmitry Kulikov	FLA	68	17:56	3	13	16	-5	32	1	0	0	87	3.4
28	C	Kamil Kreps	FLA	76	12:42	5	9	14	-7	18	1	0	1	83	6.0
5	D	Bryan Allen	FLA	74	19:09	4	9	13	-8	99	0	1	2	78	5.1
52	D	*Jason Garrison	FLA	39	15:08	2	6	8	5	23	0	0	0	24	8.3
65	R	*Victor Oreskovich	FLA	50	8:53	2	4	6	-8	26	0	0	0	55	3.6
32	R	*Michal Repik	FLA	19	8:34	3	2	5	1	6	0	0	0	23	13.0
6	D	Ville Koistinen	FLA	17	7:50	1	3	4	1	8	0	0	0	12	8.3
74	L	Nick Tamasky	FLA	31	6:48	1	2	3	-5	85	0	0	0	19	5.3
41	L	*Kennedl McArdle	FLA	19	8:53	1	2	3	-4	29	0	0	0	10	10.0
22	C	Jeff Taffe	FLA	21	8:25	1	1	2	-1	4	0	0	0	18	5.6
12	R	Byron Bitz	FLA	7	11:37	1	2	2	1	2	0	0	0	7	14.3
33	L	Steve MacIntyre	FLA	18	3:10	0	1	1	-3	17	0	0	0	3	0.0
5	D	Clay Wilson	FLA	2	11:07	0	0	0	-5	0	0	0	0	0	0.0
68	C	*Mike Duco	FLA	10	7:43	0	0	0	-3	50	0	0	0	6	0.0
63	R	*Evgeny Dadonov	FLA	4	13:13	0	0	0	-1	0	0	0	0	4	0.0
39	D	*Keaton Ellerby	FLA	22	5:25	0	0	0	-1	2	0	0	0	5	0.0

	GOALTENDERS	GP	MIN	AVG	W	L	OT	SO	GA	SA	SV%	G	A	PIM
29	Tomas Vokoun	79	3695	2.55	23	28	11	7	157	1924	.925	0	2	0
30	Scott Clemmensen	23	1215	2.91	9	8	2	1	59	668	.912	0	0	0
35	*Alexander Salak	2	66	3.37	0	0	0	0	0	850	.850	0	0	0
	FLA TOTALS	104	4976	3.61	32	37	13	8	222	2632	.896	0	2	0

*Indicates Rookie

Game	Date	Opponent	Result	Score	Record	Attendance	Game	Date	Opponent	Result	Score	Record	Attendance
1	10/2	@ CHICAGO	W	4-3	1-0-0	12,056	42	1/3	PITTSBURGH	W	6-2	17-18-7	18,110
2	10/3	CHICAGO	L	0-4	1-1-0	11,526	43	1/5	@ TORONTO	L	2-3	17-19-7	18,984
3	10/9	@ CAROLINA	L	2-7	1-2-0	13,597	44	1/7	@ MONTREAL	L	0-2	17-20-7	21,273
4	10/10	NEW JERSEY	L	2-3	1-3-0	18,802	45	1/9	@ OTTAWA	W	3-0	18-20-7	16,506
5	10/12	@ TAMPA BAY	L	2-3	1-4-0	14,126	46	1/13	WASHINGTON	L-OT	4-5	18-20-8	14,776
6	10/16	PHILADELPHIA	W	4-2	2-4-0	12,607	47	1/14	@ TAMPA BAY	W	3-2	19-20-8	13,516
7	10/21	BUFFALO	L	2-5	2-5-0	12,607	48	1/16	TAMPA BAY	W	5-2	20-20-8	15,971
8	10/23	@ PITTSBURGH	L-OT	4-3	2-5-1	16,971	49	1/18	@ ATLANTA	W	1-0	21-20-8	11,818
9	10/24	@ PHILADELPHIA	L	1-5	2-6-1	19,007	50	1/20	@ NEW JERSEY	L	0-2	21-21-8	13,931
10	10/28	OTTAWA	L	3-4	2-7-1	12,596	51	1/21	@ NY ISLANDERS	L-OT	1-2	21-21-9	12,138
11	10/30	@ DALLAS	W	6-5	3-7-1	16,824	52	1/23	TORONTO	W	2-0	22-21-9	18,087
12	10/31	@ ST LOUIS	W	4-0	4-7-1	17,943	53	1/26	MONTREAL	W	2-1	23-21-9	17,104
13	11/04	CAROLINA	W	3-0	5-7-1	12,424	54	1/29	@ WASHINGTON	L	1-4	23-22-9	18,277
14	11/6	@ WASHINGTON	L	1-4	5-8-1	15,877	55	1/31	NY ISLANDERS	W	2-0	24-22-9	16,023
15	11/7	@ WASHINGTON	L	4-7	5-9-1	18,277	56	2/1	ANAHEIM	L	0-3	24-23-9	10,843
16	11/12	@ BOSTON	W	1-0	6-9-1	17,074	57	2/5	CALGARY	L	1-2	24-24-9	19,781
17	11/14	NY ISLANDERS	W	5-4	7-9-1	15,921	58	2/6	@ ATLANTA	L	2-4	24-25-9	16,743
18	11/16	LOS ANGELES	L-OT	3-4	7-9-2	12,502	59	2/9	@ CAROLINA	L	2-4	24-26-9	18,393
19	11/18	@ BUFFALO	W	6-2	8-9-2	18,546	60	2/7	VANCOUVER	L	0-3	24-27-9	13,787
20	11/20	@ DETROIT	W	2-1	9-9-2	18,634	61	2/13	BOSTON	L-OT	2-3	24-27-10	17,109
21	11/21	@ NY RANGERS	W	3-2	10-9-2	18,200	62	3/2	@ ATLANTA	L	2-4	24-28-10	13,818
22	11/23	PITTSBURGH	L-OT	2-3	10-9-3	17,024	63	3/3	PHILADELPHIA	W	7-4	25-28-10	15,878
23	11/25	NY RANGERS	L-OT	1-2	10-9-4	16,281	64	3/6	CAROLINA	W	4-1	26-28-10	16,202
24	11/27	TORONTO	L	4-6	10-10-4	16,101	65	3/9	@ MINNESOTA	W	1-0	27-28-10	18,191
25	11/28	@ NASHVILLE	L	1-4	10-11-4	14,120	66	3/11	@ COLORADO	L	0-3	27-29-10	11,458
26	11/30	@ ATLANTA	L	3-4	10-12-4	10,310	67	3/13	@ SAN JOSE	W	3-2	28-29-10	17,562
27	12/2	COLORADO	W	6-5	11-12-4	12,403	68	3/16	WASHINGTON	L	3-7	28-30-10	15,123
28	12/3	@ WASHINGTON	L	2-6	11-13-4	18,277	69	3/18	PHEONIX	L-OT	3-4	28-30-11	12,282
29	12/5	ATLANTA	L-OT	1-2	11-13-5	13,291	70	3/20	BUFFALO	L	1-3	28-31-11	18,217
30	12/7	EDMONTON	L-OT	2-3	11-13-6	11,469	71	3/21	TAMPA BAY	W	5-2	29-31-11	14,831
31	12/9	@ COLUMBUS	L	0-3	11-14-6	11,600	72	3/23	@ TORONTO	W	4-1	30-31-11	19,158
32	12/11	@ NEW JERSEY	W	4-2	12-14-6	14,131	73	3/25	@ MONTREAL	L	1-4	30-32-11	21,273
33	12/12	@ PITTSBURGH	L-OT	2-3	12-14-7	16,977	74	3/27	@ OTTAWA	L	2-3	30-33-11	18,689
34	12/14	@ NY ISLANDERS	W	7-1	13-14-7	10,902	75	3/29	NASHVILLE	L-OT	2-3	30-34-11	13,679
35	12/16	@ ATLANTA	W	4-3	14-14-7	11,672	76	3/31	@ BUFFALO	L	2-6	30-34-12	18,690
36	12/18	CAROLINA	W	6-3	15-14-7	15,107	77	4/1	@ BOSTON	W	1-0	31-34-12	17,565
37	12/19	@ CAROLINA	L	2-3	15-15-7	12,758	78	4/3	NY RANGERS	L	1-4	31-35-12	18,011
38	12/21	@ PHILADELPHIA	W	4-1	16-15-7	19,323	79	4/6	NEW YORK	L	2-5	31-36-12	11,790
39	12/23	@ NY RANGERS	L	1-4	16-16-7	18,200	80	4/8	NEW YORK	W	3-2	32-36-12	15,273
40	12/27	BOSTON	L	1-2	16-17-7	18,799	81	4/10	@ TAMPA BAY	L-OT	3-4	32-36-13	17,050
41	12/31	MONTREAL	L	4-5	16-18-7	**19,851	82	4/11	TAMPA BAY	L	1-3	32-37-13	15,884

** DENOTES HOME SELLOUT



TASTE
RIGHT OUT OF
THE COKE
PLAYBOOK



Proud Sponsor

REAL *Coca-Cola* TASTE
AND ZERO CALORIES

INAUGURAL SEASON (1993-94) FIRSTS

LINE-UP: 10/6/93 at Chicago

STARTERS: Goalie-John Vanbiesbrouck, Defensemen-Joe Cirella and Keith Brown, Center-Brian Skrudland, Left Wing-Dave Lowry, Right Wing-Scott Mellanby.

WHO DRESSED: Defensemen-Gord Murphy, Greg Smyth, Brian Benning and Alexander Godnyuk, Forwards-Evgeny Davydov, Randy Gilhen, Mike Hough, Andrei Lomakin, Tom Fitzgerald, Scott Levins, Bill Lindsay, Jesse Belanger and Rob Niedermayer, Goalie-Mark Fitzpatrick.

DID NOT DRESS: Paul Laus, Brent Severyn and Jody Hull

VICTORY: 10/9 at Tampa Bay, 2-0 (GWG-Levins)

HOME VICTORY: 10/14 vs. Ottawa, 5-4 (GWG-Niedermayer)

ROAD VICTORY: 10/9 at Tampa Bay, 2-0 (GWG-Levins)

SHUTOUT: 10/9 at Tampa Bay, 2-0 (Vanbiesbrouck)

SHUTOUT AGAINST: 11/27, 4-0 at Hartford (Reese)

TIE: 10/6, 4-4 at Chicago

HOME TIE: 10/17, 3-3 vs. Tampa Bay

ROAD TIE: 10/6, 4-4 at Chicago

LOSS: 10/7, 5-3 at St. Louis

HOME LOSS: 10/12, 2-1 vs. Pittsburgh

ROAD LOSS: 10/7, 5-3 at St. Louis

GOAL: Scott Mellanby at 12:31 of 1st period, 10/6 at Chicago, assisted by Rob Niedermayer and Evgeny Davydov. Other players on ice, Keith Brown and Brian Benning.

SHOT ON GOAL: Brian Skrudland (save by Belfour), at 1:07 of 1st period, 10/6 at Chicago

POWER-PLAY GOAL: Scott Mellanby, at 12:31 of 1st period, 10/6 at Chicago

SHORT-HANDED GOAL: Brian Skrudland, at 6:40 of 3rd period, 10/29 vs. Winnipeg

GAME-WINNING GOAL: Scott Levins, at 2:19 of 1st period, 10/9 at Tampa Bay

EMPTY-NET GOAL: Tom Fitzgerald, at 19:33 of 3rd period, 10/9 at Tampa Bay

OVERTIME GOAL: Dave Lowry, at 4:56 of OT, 10/30 vs. Tampa Bay

PENALTY SHOT: None attempted

PENALTY (MINOR): Bill Lindsay (hooking Roenick), at

1:44 of 1st period, 10/6 at Chicago

PENALTY (MAJOR): Scott Levins (fighting with Neil Wilkinson), at 13:23 of 1st period, 10/6 at Chicago

GAME MISCONDUCT: Alexander Godnyuk, high stick, at 2:53 of 1st period, 10/9 at Tampa Bay

POWER-PLAY ATTEMPT: 8:52-10:52 of 1st period (slash on B. Sutter), 10/6 at Chicago

PENALTY KILL: 1:44-3:44 of 1st period (hooking Lindsay), 10/6 at Chicago

FORWARD TO SCORE GOAL: Scott Mellanby, at 12:31 of 1st period, 10/6 at Chicago

FORWARD TO RECORD ASSIST: Rob Niedermayer and Evgeny Davydov at 12:31 of 1st period, 10/6 at Chicago

DEFENSEMAN TO SCORE GOAL: Gord Murphy at 5:18 of 3rd period, 10/6 at Chicago

DEFENSEMAN TO RECORD ASSIST: Brian Benning at 15:30 of 2nd period, 10/7 at St. Louis

TWO-GOAL GAME AGAINST: Jeremy Roenick and Chris Chelios, (two each), 10/6 at Chicago

HAT TRICK: None

HAT TRICK AGAINST: Brendan Shanahan, 10/7 at St. Louis

MULTI-POINT GAME: Andrei Lomakin (1-1-2) and Scott Levins (0-2-2), 10/6 at Chicago

MULTI-POINT GAME AGAINST: Chris Chelios (2-2-4), Joe Murphy (0-3-3), Jeremy Roenick (2-0-0) and Steve Smith (0-2-2), 10/6 at Chicago

3-POINT GAME: Andrei Lomakin (2-1-3) and Jesse Belanger (0-3-3), 12/8 at Los Angeles

3-POINT GAME AGAINST: Chris Chelios (2-2-4), 10/6 at Chicago

4-POINT GAME AGAINST: Chris Chelios (2-2-4), 10/6 at Chicago

2-ASSIST GAME: Scott Levins (0-2-2), 10/6 at Chicago

2-ASSIST GAME AGAINST: Steve Smith (0-2-2), Joe Murphy (0-3-3) and Chris Chelios (2-2-4), 10/6 at Chicago

3-ASSIST GAME: Jesse Belanger (0-3-3), 12/8/93 at Los Angeles

3-ASSIST GAME AGAINST: Joe Murphy (0-3-3), 10/6 at Chicago

INAUGURAL SEASON (1993-94) FIRSTS

Opponents "Firsts" vs. Panthers

OPENING STARTERS AGAINST: 10/6 at Chicago: Goalie-Ed Belfour, Defensemen-Bryan Marchment and Chris Chelios, Center-Brent Sutter, Left Wing-Stephane Matteau, Right Wing-Joe Murphy.

GOAL: Chris Chelios (power-play goal), at 13:17 of 1st period, 10/6 at Chicago

SHORT-HANDED GOAL: Joe Mullen, at 3:51 of 3rd period, 10/12 vs. Pittsburgh

GAME-WINNING GOAL: Craig Janney, at 7:28 of 3rd period, 10/7 at St. Louis

GAME-TYING GOAL: Jeremy Roenick, at 16:07 of 3rd period, 10/6 at Chicago

EMPTY-NET GOAL: Teemu Selanne, at 19:36 of 3rd period, 10/26 vs. Winnipeg

OVERTIME GOAL: Rob Pearson, at 2:17 of OT, 10/21 vs. Toronto

PENALTY SHOT: Zigmund Palffy (unsuccessful), at 16:49 of 2nd period, 4/14/94 vs. NY Islanders

Goaltenders

DECISION: Mark Fitzpatrick, 10/7 at St. Louis, 5-3 loss

WIN: John Vanbiesbrouck, 10/9 at Tampa Bay, 2-0

LOSS: Mark Fitzpatrick, 10/7 at St. Louis, 5-3

TIE: John Vanbiesbrouck, 10/6 at Chicago, 4-4

PENALTY (MINOR): Brent Sutter (slashing), at 8:52 of 1st period, 10/6 at Chicago

PENALTY (MAJOR): Neil Wilkinson (fighting), at 13:23 of 1st period, 10/6 at Chicago

GAME MISCONDUCT: Bryan Marchment, at 16:04 of 2nd period, 10/6 at Chicago

POWER-PLAY ATTEMPT: 1:44-3:44 of 1st period (hooking-Lindsay), 10/6 at Chicago

PENALTY KILL: 8:52-10:52 of 1st period (slashing-Brent Sutter), 10/6 at Chicago

FORWARD TO SCORE GOAL: Jeremy Roenick, at 5:46 of 3rd period, 10/6 at Chicago

FORWARD TO RECORD ASSIST: Brian Noonan, at 13:17 of 1st period, 10/6 at Chicago

DEFENSEMAN TO SCORE GOAL: Chris Chelios, at 13:17 of 1st period, 10/6 at Chicago

DEFENSEMAN TO RECORD ASSIST: Steve Smith, at 13:17 of 1st period, 10/6 at Chicago

SHUTOUT: John Vanbiesbrouck, 10/9 at Tampa Bay, 2-0

PENALTY SHOT FACED: Zigmund Palffy of the NY Islanders, 4/14/94 at Miami Arena, stopped by John Vanbiesbrouck, at 16:49 of the 2nd period

PANTHERS ALL-TIME NUMERICAL ROSTER

- #1 – Kevin Weekes, Kirk McLean, Roberto Luongo
- #2 – Joe Cirella, Terry Carkner, Lance Pitlick, Lyle Odelein, Lucas Krajicek, Branislav Mezei, Keith Ballard
- #3 – Paul Laus, Karlis Skrastins, Clay Wilson
- #4 – Keith Brown, Per Gustafsson, John Jakopin, Bret Hedican, Jay Bouwmeester, Dennis Seidenberg
- #5 – Gord Murphy, Filip Kuba, Brad Ference, Yan Golubovsky, Jeff Norton, Igor Ulanov, Branislav Mezei, Bryan Allen
- #6 – Greg Smyth, Peter Andersson, Jason Woolley, Jeff Norton, Peter Ratchuk, Dan Boyle, Andreas Lilja, Noah Welch, Magnus Johansson, Ville Koistinen
- #7 – Brian Benning, Mike Casselman, Rhett Warrenner, Mike Wilson, Matt Herr, Pavel Trnka, Steve Montador, Noah Welch
- #8 – Dallas Eakins, Magnus Svensson, Craig Martin, Dallas Eakins, Jaroslav Spacek, Peter Worrell, Valeri Bure, Joel Kwiatkowski
- #9 – Jamie Leach, Radek Dvorak, Brad Smyth, Kirk Muller, Len Barrie, Igor Larionov, Stephen Weiss
- #10 – Dave Lowry, Esa Tikkanen, Pavel Bure, Gary Roberts, David Booth
- #11 – Evgeny Davydov, Bill Lindsay, Kevyn Adams, Bill Lindsay, Mikael Samuelsson, Jon Sim, Gregory Campbell
- #12 – Jody Hull, Chris Allen, Dwayne Hay, Marcus Nilson, Ryan Johnson, Alex Hicks, Olli Jokinen, Byron Bitz
- #13 – Oleg Kvasha, Vaclav Prospal, Juraj Kolnik, Anthony Stewart
- #14 – Stu Barnes, Ray Whitney, Niklas Hagman, Radek Dvorak
- #15 – Randy Gilhen, Doug Barrault, Gaetan Duchesne, Brett Harkins, David Nemirovsky, Dave Gagner, John Jakopin, Jeff Ware, John Jakopin, Jim Campbell, Eric Messier, Ty Jones, Jozef Stumpel
- #16 – Len Barrie, Randy Moller, Ray Sheppard, Gilbert Dionne, Craig Ferguson, Craig Fisher, Ryan Johnson, Oleg Kvasha, Ray Sheppard, Ivan Novoseltsev, Mike Sillinger, Kevyn Adams, Matt Cullen, Nathan Horton
- #17 – Jody Hull, Mike Foligno, Dave Tomlinson, Jason Podollan, Viktor Kozlov, Steve Washburn, Ryan Johnson, Dwayne Hay, Greg Adams, Ryan Johnson, Matt Cullen, Garth Murray
- #18 – Mike Hough, Alex Hicks, Cam Stewart, Marcus Nilson, Ville Peltonen
- #19 – Andrei Lomakin, Brad Smyth, Radek Dvorak, Len Barrie, Serge Payer, Stephen Weiss, Byron Ritchie, Dominic Moore
- #20 – Brian Skrudland, Valeri Bure, Craig MacDonald, Josh Olson, Kamil Piros, Joel Kwiatkowski, Ed Belfour, Richard Zednik
- #21 – Tom Fitzgerald, Mark Parrish, Denis Shvidki, Alexei Semenov, Cory Murphy
- #22 – Bob Kudelski, Steve Washburn, Dino Ciccarelli, Todd Simpson, Kristian Huselius, Sean Hill, Jassen Cullimore, Jeff Taffe
- #23 – Bill Lindsay, Jeff Daniels, Rhett Warrenner, Chris Wells, Rocky Thompson, Kyle Rossiter, Juraj Kolnik, Lee Goren, Lukas Krajicek, Martin Gelinás
- #24 – Brent Severyn, Robert Svehla, Darcy Hordichuk, Alexander Karpovtsev, Ruslan Salei, Bryan McCabe
- #25 – Geoff Smith, Viktor Kozlov, Joe Nieuwendyk
- #26 – Scott Levins, Jesse Belanger, Ray Sheppard, Dan Boyle, David Nemirovsky, Ray Sheppard, Ivan Novoseltsev, Dan Boyle, Pierre Dagenais, Mike Van Ryn
- #27 – Scott Mellanby, Jaroslav Bednar, Christian Berglund, Noah Welch, Steven Reinprecht
- #28 – Patrick Lebeau, Greg Hawgood, Magnus Svensson, Martin Straka, Peter Worrell, Jaroslav Spacek, Jason Wiemer, Jamie Rivers, Donald Audette, Kamil Kreps

PANTHERS ALL-TIME NUMERICAL ROSTER

- #29 – Jeff Greenlaw, Johan Garpenlov, Ryan Johnson, Mike Vernon, Anders Eriksson, Lukas Krajcicek, Jeff Toms, Igor Kravchuk, Jamie McLennan, Tomas Vokoun
- #30 – Mark Fitzpatrick, Mikhail Shtalenkov, Andrew Allen (Dressed but did not play), Jani Hurme, Scott Clemmensen
- #31 – Sean Burke, Wade Flaherty, Steve Shields, Craig Anderson
- #32 – Richard Shulmistra, Mike Vernon, Ryan Jardine, Stephane Matteau, Grant McNeill, Michal Repik
- #33 – Eldon Reddick, Filip Kuba, David Morisset, Kyle Rossiter, Kristian Kudroc, Jamie Allison, Eric Cairns, Wade Belak, Steve MacIntyre
- #34 – John Vanbiesbrouck, Mathieu Biron, David Shantz (dressed, but did not play), Alexander Salak
- #35 – Peter Ratchuk, Jean-Marc Pelletier (dressed but did not play), Alex Auld, Tyler Plante (did not dress)
- #36 – Joey Tetarenko, Dmitry Yushkevich, Kyle Rossiter
- #37 – Herbert Vasiljevs, Trevor Kidd, Tanner Glass
- #38 – Stephane Richer, Eric Beaudoin, Janis Sprukts
- #39 – Alexander Godynyuk, Ivan Novoseltsev, Keaton Ellerby
- #40 – Steve Washburn, Eric Boguniecki, Vaclav Nedorost, Greg Jacina
- #41 – Stephane Richer, Serge Payer, Andrej Podkonicky, Ryan Jardine, Nick Smith, Mike Green, Shawn Matthias
- #42 – Jamie Linden, Nick Smith, Matt Herr, Brad Norton, Mikhail Yakubov
- #43 – David Emma, Paul Brousseau, Byron Ritchie, Serge Payer, David Brine, Dmitry Kulikov
- #44 – Rob Niedermayer, Sandis Ozolinsh, Gregory Campbell, Todd Bertuzzi, Nick Boynton, Jordan Leopold
- #45 – Rhett Warrenner, Brad Ference, David Brine
- #46 – David Booth
- #47 – Craig Ferguson, Lance Ward, Martin Lojek
- #48 – Dwayne Hay, Dave Duerden, Marcus Nilson
- #49 – Lance Ward
- #50 – Drew Larman
- #51 – David Nemirovsky, Rob Globke
- #52 – Jason Garrison
- #53 – Brett McLean
- #54 – Kamil Kreps
- #55 – Ed Jovanovski, Igor Ulanov, Sean Hill, Ric Jackman, Steve Eminger
- #56 – Ivan Majesky
- #57 – Anthony Stewart
- #61 – Cory Stillman
- #62 – Vaclav Nedorost
- #63 – Evgeny Dadonov
- #64 – Stefan Meyer
- #65 – Victor Oreskovich
- #67 – Michael Frolik
- #68 – Serge Payer, Mike Duco
- #71 – Kennndal McArdle
- #74 – Nick Tarnasky
- #77 – Chris Gratton
- #80 – Kevin Weekes
- #85 – Rostislav Olesz
- #97 – Esa Tikkanen

PANTHERS ALL-TIME REGISTER

The Following Players Have Appeared in at Least One NHL Game with the Florida Panthers.

PLAYER	POS.	NUMBER(S) WORN	YEARS	PLAYER	POS.	NUMBER(S) WORN	YEARS
Adams, Greg	LW	17	2000-2001	Flaherty, Wade	G	31	2002-2003
Adams, Keyvn	C	11	2001-2002	Foligno, Mike	RW	17	1993-1994
Allen, Bryan	D	5	2006-2010	Frolik, Michael	C	67	2008-2010
Allen, Chris	D	12	1998-1999	Gagner, Dave	C	15	1997-1999
Allison, Jamie	D	33	2005-2006	Garpenlov, Johan	LW	29	1994-1998
Anderson, Craig	G	31	2006-2009	Garrison, Jason	D	52	2008-2010
Andersson, Peter	D	6	1993-1994	Gelinas, Martin	LW	23	2005-2007
Audette, Donald	RW	28	2004	Gilhen, Randy	C	15	1993-1994
Auld, Alexander	G	35	2006-2007	Glass, Tanner	LW	37	2007-2008
Ballard, Keith	D	2	2008-2010	Globke, Rob	RW	51	2005-2008
Barnes, Stu	C	14	1993-1996	Godyniuk, Alexander	D	39	1993-1994
Barrault, Doug	RW	15	1993-1995	Golubovskiy, Yan	D	5	2000-2001
Barrie, Len	C/RW	16, 19, 9	1993-1994 & 2000-2001	Goren, Lee	LW	23	2003
Beaudoin, Eric	LW	38	2002-2004	Gratton, Chris	C	77	2005-2007
Bednar, Jaroslav	RW	27	2002-2003	Green, Mike	C	41	2004
Belak, Wade	RW	33	2008	Greenlaw, Jeff	LW	29	1993-1995
Belanger, Jesse	C	26	1993-1996	Gustafsson, Per	D	4	1996-1997
Belfour, Ed	G	20	2006-2007	Hagman, Niklas	LW	14	2001-2004
Benning, Brian	D	7	1993-1995	Harkins, Brett	C	15	1995-1996
Berglund, Christian	RW	27	2004	Hawgood, Greg	D	28	1993-1994
Bertuzzi, Todd	RW	44	2006-2007	Hay, Dwayne	LW	12, 17, 48	1998-2000
Biron, Mathieu	D	34	2002-2004	Hedican, Bret	D	4	1999-2002
Bitz, Byron	RW	12	2010	Herr, Matt	C	43, 42	2001-2002
Boguniecki, Eric	C	40	1999-2000	Hicks, Alex	LW	18, 12	1998-2000
Booth, David	LW	46, 10	2006-2010	Hill, Sean	D	22, 55	2005-2006
Bouwmeester, Jay	D	4	2002-2009	Hordichuk, Darcy	LW	24	2003-2004
Boyle, Dan	D	26, 6	1998-2002	Horton, Nathan	C	16	2003-2010
Boynton, Nick	D	44	2008-2009	Hough, Mike	LW	18	1993-1997
Brine, David	C	43	2007-2008	Hull, Jody	RW	17, 12	1993-1998
Brousseau, Paul	RW	43	2001	Hurme, Jani	G	30	2002-2003
Brown, Keith	D	4	1993-1995	Huselius, Kristian	LW	22	2001-2004
Bure, Pavel	RW	10	1999-2002	Jacina, Greg	RW	40	2005-2007
Bure, Valeri	RW	20	2001-2004	Jackman, Ric	D	55	2005-2007
Burke, Sean	G	31	1998-1999	Jakopin, John	D	4, 15	1998, 2001
Campbell, Gregory	C/LW	44, 11	2003-2010	Jardine, Ryan	LW	42, 32	2001-2002
Campbell, Jim	RW	15	2002	Johannson, Magnus	D	6	2008
Carkner, Terry	D	2	1995-1998	Johnson, Ryan	C	16, 17, 29, 12	1998-2000 & 2001-2003
Casselman, Mike	LW	7	1995-1997	Jokinen, Olli	C	12	2000-2008
Ciccarelli, Dino	RW	22	1998-1999	Jones, Ty	RW	15	2004
Cirella, Joe	D	2	1993-1995	Jovanovski, Ed	D	55	1995-1999
Clemmensen, Scott	G	30	2009-2010	Kidd, Trevor	G	37	1999-2002
Cullen, Matt	C	16, 17	2003-2004	Koistinen, Ville	D	6	2009
Cullimore, Jassen	D	22	2007-2009	Kolnik, Juraj	RW	23, 13	2002-2007
Dadonov, Evgeny	RW	63	2010	Kozlov, Viktor	C/RW	17, 25	1997-2004
Dagenais, Pierre	RW	26	2002-2003	Krajicek, Lukas	D	29, 23, 2	2002-2006
Daniels, Jeff	LW	23	1993-1995	Kravchuk, Igor	D	29	2003
Davydov, Evgeny	LW	11	1993-1995	Kreps, Kamil	C	54	2006-2010
Dionne, Gilbert	LW	16	1995-1997	Kuba, Filip	D	33, 5	1999-2000
Duchesne, Gaetan	LW	15	1994-1995	Kudelski, Bob	RW	22	1994-1996
Duco, Mike	C	10	2009-2010	Kudroc, Kristian	D	33	2004
Duerden, Dave	LW	48	2000	Kulikov, Dmitry	D	43	2009-2010
Dvorak, Radek	RW	9, 19, 14	1995-99 & 2007-10	Kwiatkowski, Joel	D	20, 8	2005-2007
Eakins, Dallas	D	8	1993-95 & 1997-98	Kvasha, Oleg	C/LW	16, 13	1998-2000
Ellerby, Keaton	D	39	2010	Larionov, Igor	C	9	2000
Eminger, Steve	D	55	2009	Larman, Drew	C	50	2006-2008
Emma, David	RW	43	2000-2001	Laus, Paul	D/RW	3	1993-2003
Eriksson, Anders	D	29	2000-2001	Leach, Jamie	RW	9	1993-1995
Ference, Brad	D	45, 5	1999-2003	Lebeau, Patrick	RW	28	1993-1994
Ferguson, Craig	C/LW	16, 47	1996-2000	Leopold, Jordan	D	44	2009-2010
Fisher, Craig	C/LW	16	1996-1997	Levins, Scott	C	22	1993-1994
Fitzgerald, Tom	RW/C	21	1993-1998	Lilja, Andreas	D	6	2002-2004
Fitzpatrick, Mark	G	30	1993-1998	Linden, Jamie	RW	42	1993-1995

PANTHERS ALL-TIME REGISTER (CONTINUED)

The Following Players Have Appeared in at Least One NHL Game with the Florida Panthers.

PLAYER	POS.	NUMBER(S) WORN	YEARS	PLAYER	POS.	NUMBER(S) WORN	YEARS
Lindsay, Bill	LW	23, 11	1993-1999 & 2001-2002	Samuelsson, Mikael	RW	11	2003-2004
Lojek, Martin	D	47	2006-2008	Seidenberg, Dennis	D	4	2009-2010
Lomakin, Andrei	LW	19	1993-1995	Semenov, Alexei	D	21	2005-2007
Lowry, Dave	LW	10	1993-1997	Severyn, Brent	D	24	1993-1995
Luongo, Roberto	G	1	2000-2006	Sheppard, Ray	RW	16, 26	1995-1998 & 1999-2000
MacDonald, Craig	C	20	2003-2004	Shields, Steve	G	31	2003-2004
MacIntyre, Steve	LW	33	2009-2010	Shtalenkov, Mikhail	G	30	1999-2000
Majesky, Ivan	D	56	2002-2003	Shulmistra, Richard	G	32	1999-2000
Martin, Craig	RW	8	1996-1997	Shvidki, Denis	RW	21	2000-2004
Matteau, Stephane	LW	32	2002-2003	Sillinger, Mike	C	16	2000-2001
Matthias, Shawn	C	41	2007-2010	Sim, Jon	RW	11	2005-2006
McArdle, Kenndal	LW	71	2008-2010	Simpson, Todd	D	22	1999-2001
McCabe, Bryan	D	24	2008-2010	Skrastins, Karlis	D	3	2008-2009
McLean, Brett	C	53	2007-2009	Skrudland, Brian	C	20	1993-1997
McLean, Kirk	G	1	1998-1999	Smith, Geoff	D	25	1993-1997
McLennan, Jamie	G	29	2005-2006	Smith, Nick	C	42, 41	2001-2002
McNeill, Grant	D	32	2003	Smyth, Brad	RW	19, 9	1995-1996
Mellanby, Scott	RW	27	1993-2001	Smyth, Greg	D	6	1993
Messier, Eric	LW	15	2003-2004	Spacek, Jaroslav	D	8, 28	1998-2000
Mezei, Branislav	D	5, 2	2002-2008	Sprukts, Janis	C	38, 41	2006-2008
Moller, Randy	D	16	1994-1995	Stewart, Anthony	RW	57	2005-2009
Montador, Steve	D	7	2005-2008	Stewart, Cam	LW	18	1999-2000
Moore, Dominic	C	19	2009-2010	Stillman, Cory	LW	61	2008-2010
Morisset, David	RW	33	2001	Straka, Martin	C	28	1995-1997
Muller, Kirk	LW/C	9	1996-1999	Stumpel, Jozef	C	15	2005-2008
Murphy, Cory	D	21	2007-2008	Svehla, Robert	D	24	1994-2002
Murphy, Gord	D	5	1993-1999	Svensson, Magnus	D	28, 8	1994-1996
Murray, Garth	RW	17	2007-2008	Taffe, Jeff	C	22	2009-2010
Meyer, Stefan	C	64	2007-2008	Tarnasky, Nick	C	74	2008-2010
Nedorost, Vaclav	C	40	2003-2004	Tetarenko, Joey	RW/D	36	2000-2003
Nemirovsky, David	RW	51, 15, 26	1995-1999	Thompson, Rocky	LW/D	23	2001-2002
Niedermayer, Rob	C	44	1993-2001	Tikkanen, Esa	LW	97, 10	1997-1998
Nieuwendyk, Joe	C	25	2005-2007	Tomlinson, Dave	C	17	1993-1995
Nilson, Marcus	LW/C	12, 48, 18	1999-2004	Toms, Jeff	C/LW	29	2002-2003
Norton, Brad	D	42	2002	Trnka, Pavel	D	7	2003-2004
Norton, Jeff	D	6, 5	1998 & 2001-2002	Ulanov, Igor	D	5, 55	2002-2003
Novoseltsev, Ivan	RW	16, 26, 39	1999-2003	Vanbiesbrouck, John	G	34	1993-1998
Odelein, Lyle	D	2	2003-2004	Van Impe, Darren	D	29	2001-2002
Olesz, Rostislav	LW	85	2005-2010	Van Ryn, Mike	D	26	2003-2008
Olson, Josh	LW	20	2004	Vasiljevs, Herbert	RW	37	1999
Oreskovich, Victor	RW	65	2009-2010	Vernon, Mike	G	32, 29	1999-2000
Ozolinsh, Sandis	D	44	2002-2003	Vokoun, Tomas	G	29	2007-2009
Parrish, Mark	RW	21	1998-2000	Ward, Lance	D/RW	47, 49	2000-2003
Payer, Serge	C	68, 41, 19, 43	2000-2006	Ware, Jeff	D	15	1999
Peltonen, Ville	LW	18	2006-2009	Warrener, Rhett	D	45, 23, 7	1995-1999
Piros, Kamil	RW	20	2004	Washburn, Steve	C	40, 22, 17	1995-1998
Pitlick, Lance	D	2	1999-2002	Weekes, Kevin	G	1, 80	1997-1999
Podkonicky, Andrej	LW	41	2001	Weiss, Stephen	C	19, 9	2002-2010
Podollan, Jason	RW	17	1996-1997	Welch, Noah	D	6, 27	2006-2008
Prospal, Vaclav	C	13	2001	Wells, Chris	C	23	1996-2000
Ratchuk, Peter	D	6, 35	1998-2001	Whitney, Ray	LW	14	1997-2001
Reddick, Eldon (Pokey)	G	33	1993-1994	Wiemer, Jason	C/LW	28	2001-2002
Reinprecht, Steven	C	27	2009-2010	Wilson, Clay	D	5	2010
Repik, Michal	RW	32	2008-2010	Wilson, Mike	D	7	1999-2001
Richer, Stephane	D	41, 38	1993-1995	Woolley, Jason	D	6	1995-1996
Ritchie, Byron	C	43, 19	2002-2004	Worrell, Peter	LW	28, 8	1997-2003
Rivers, Jamie	D	28	2003	Yakubov, Mikhail	C	42	2005-2006
Roberts, Gary	LW	10	2005-2007	Yushkevich, Dmitry	D	36	2002
Rossiter, Kyle	D	23, 36	2002-2004	Zednik, Richard	LW	20	2007-2009
Salak, Alexander	G	35	2009				
Salei, Ruslan	D	24	2006-2008				

PANTHERS ALL-TIME HISTORY

DECEMBER 10, 1992

The NHL awards an expansion franchise to H. Wayne Huizenga, Chairman of Blockbuster Entertainment Corporation. Huizenga announces he'll operate the team in South Florida.

MARCH 1, 1993

The NHL and Huizenga announce that South Florida will join the NHL in time for the 1993-94 season. Bob Clarke named Vice President and General Manager.

APRIL 19, 1993

William A. Torrey named President. Club officially named the FLORIDA PANTHERS.

APRIL 21, 1993

Dean Jordan named Vice President of Business Operations and Alternate Governor.

MAY 24, 1993

The Panthers announce a three-year agreement with the Cincinnati Cyclones of the International Hockey League.

JUNE 2, 1993

Roger Neilson named first head coach of the Panthers.

JUNE 14, 1993

NHL Commissioner Gary Bettman presents Panthers owner H. Wayne Huizenga with official certificate of entry into the National Hockey League. Panthers unveil home and road uniforms, along with primary and secondary logos. The team colors are navy blue, red, and yellow-gold.

JUNE 24, 1993

The Panthers select goaltender John Vanbiesbrouck with the first pick of the 1993 NHL Expansion Draft in Quebec City. In all, Florida selects 24 players.

JUNE 26, 1993

At Le Colisee in Quebec City, the Panthers select forward

Rob Niedermayer with the team's first-ever Entry Draft pick. Florida chooses 13 amateur players in the draft.

JULY 8, 1993

Hall of Fame netminder Bill Smith named Panthers' goaltending coach.

JULY 28, 1993

The Panthers unveil artwork of inaugural logo created for the team's first season. Seven players visit South Florida and begin week-long promotional tour. Players included: goaltender John Vanbiesbrouck, forwards Rob Niedermayer, Scott Mellanby, Dave Lowry, Brian Skrudland and Andrei Lomakin and defenseman Joe Cirella.

AUGUST 3, 1993

In their first-ever trade, the Panthers acquire forward Jason Cirone from the Winnipeg Jets in exchange for Dave Tomlinson. Florida had acquired Tomlinson from the Toronto Maple Leafs in exchange for future considerations.

SEPTEMBER 7, 1993

The temperature drops to 22 degrees as Miami Arena makes ice for the Panthers' inaugural season.

SEPTEMBER 11, 1993

Fifty-two players report to Miami Arena for the Panthers' first training camp.

SEPTEMBER 16, 1993

The Panthers open their inaugural eight-game preseason schedule against the Tampa Bay Lightning at the Lakeland (FL) Civic Center.

OCTOBER 6, 1993

The Panthers travel to Chicago Stadium and skate to a 4-4 tie with the Blackhawks in the team's first-ever regular-season game. Right wing Scott Mellanby scores the Panthers' first goal at 12:31 of the opening period.



Panthers William Torrey & Ed Jovanovski at the 1994 NHL Entry Draft.

PANTHERS ALL-TIME HISTORY

The game is broadcast in Spanish for the first time by Arley Londono and Manolo Alvarez on WCMQ 1210 AM.

OCTOBER 9, 1993

Before an NHL-record crowd of 27,227 at the ThunderDome in St. Petersburg, the Panthers win their first game as John Vanbiesbrouck records a 2-0 shutout over the Tampa Bay Lightning. Scott Levins and Tom Fitzgerald score the Florida goals.

OCTOBER 12, 1993

The Panthers play their inaugural home opener before a sellout crowd of 14,372 at Miami Arena. Florida drops a 2-1 decision to the Pittsburgh Penguins.

NOVEMBER 10, 1993

In their first-ever game against the defending Stanley Cup-Champion Montreal Canadiens, the Panthers earn a 3-1 victory at the Montreal Forum.

JANUARY 22, 1994

Goaltender John Vanbiesbrouck and Right Wing Bob Kudelski represent the Panthers at the NHL All-Star Game at Madison Square Garden in New York City. Kudelski scores two goals in the contest.

JANUARY 24, 1994

In front of a sellout crowd at Miami Arena, the Panthers set a team record with five goals in one period and skate to an 8-3 victory over the Montreal Canadiens. It's their largest winning margin of the season.

JANUARY 31, 1994

Rookie Center Jesse Belanger is named the NHL's "Player of the Week" for the period ending January 30. Belanger becomes the first Panther to win the award and the first to win it in his club's inaugural season. Belanger had four goals and four assists in four games.

MARCH 31, 1994

The Panthers tie New Jersey, 3-3, as they record their 74th point of the season, the most ever by a first-year team. Goaltender John Vanbiesbrouck is named the NHL's "Player of the Week" for the period ending March 21. He went 3-0-1, with a 2.20 GAA and a .940 save percentage.

APRIL 14, 1994

The Panthers complete the most successful season ever by a first-year NHL team with a 4-1 victory over the New York Islanders at Miami Arena. After the game, the players salute the fans for their tremendous support. Said captain Brian Skrudland, "We didn't know what to expect when we came down to Florida, and we certainly didn't expect to have the best fans in the National Hockey League."

JUNE 15, 1994

Vice President and General Manager Bob Clarke is released from the remaining two years of his contract. Clarke returns to the Philadelphia Flyers as president and general manager.

JUNE 28, 1994

The Panthers select ten players in the 1994 NHL Entry Draft, including the number one pick overall in Defenseman Ed Jovanovski. In all, Florida selects 10 amateurs in the 11 rounds of the draft. A crowd of 4,000 overflows the Omni Hotel in Miami as the Panthers host "HockeyFest," an NHL Draft party.

AUGUST 1, 1994

Bryan Murray is named general manager of the Panthers.

SEPTEMBER 4, 1994

The Panthers open their second annual training camp as 59 players report to Peterborough, Ontario.

JANUARY 11, 1995

The NHL Players Association accepts the NHL's final collective bargaining proposal, putting an end to the 103-day labor dispute that reduced the league's season from 84 to 48 games.

APRIL 20, 1995

The Panthers kick-off a state-wide license plate program, benefiting the Florida Sports Foundation.

JUNE 7, 1995

The Carolina (AHL) Monarchs are named the Panthers' top minor-league affiliate, while Florida retains its affiliation with the Cincinnati Cyclones of the IHL.

JUNE 8, 1995

Roger Neilson is relieved of his head coaching duties. Neilson had a record of 53-56-23 (.489 winning pct.) in two seasons behind the Panthers' bench.

JUNE 9, 1995

The Panthers sign 1994 No. 1 draft pick Ed Jovanovski to a multi-year contract.

JULY 8, 1995

The Panthers turn the Broward County Convention Center into a mecca for hockey enthusiasts when they host their second annual "HockeyFest."

JULY 11, 1995

The Panthers select Left Wing Radek Dvorak with their first pick (10th overall) in the 1995 NHL Entry Draft. Florida makes eight more selections at the draft in Edmonton, Alta.

JULY 20, 1995

Rich Kromm is named head coach of the Panthers' AHL affiliate, the Carolina Monarchs.

JULY 24, 1995

Doug MacLean is named head coach of the Panthers. He becomes the second coach in franchise history.

AUGUST 15, 1995

Radek Dvorak signs a multi-year contract. Dvorak was the Panthers' first choice (10th overall) in the 1995 NHL Entry Draft.

PANTHERS ALL-TIME HISTORY

SEPTEMBER 11, 1995

The Panthers' third annual training camp opens as 72 players report to Greensboro, North Carolina.

OCTOBER 8, 1995

Scott Mellanby scores two goals and kills a rat in the Panthers' dressing room prior to the team's 4-3 victory over the Calgary Flames. Mellanby's feat is dubbed a "Rat Trick" by John Vanbiesbrouck, and within weeks, fans begin tossing rats onto the ice to celebrate Florida goals.

JANUARY 20, 1996

Coach Doug MacLean leads the Panthers to the best record in the Eastern Conference and earns the right to coach in the All-Star Game. MacLean is joined in Boston by John Vanbiesbrouck and Scott Mellanby.

JANUARY 23, 1996

Johan Garpenlov scores three goals in the Panthers' 5-4 win at Washington to record the first hat trick in team history.

APRIL 14, 1996

The Panthers conclude the 1995-96 season with 92 points (41-31-10), good for fourth place in the Eastern Conference. The team qualifies for the Stanley Cup Playoffs for the first time.

APRIL 17, 1996

Before a packed house at Miami Arena, the Panthers defeat the Boston Bruins, 6-3, in their first-ever playoff game.

APRIL 27, 1996

In Game 5 of the Eastern Conference Quarterfinals against Boston, Bill Lindsay scores a spectacular goal with 4:57 left in the third period to break a 3-3 tie and give the Panthers their first-ever playoff series victory.

MAY 12, 1996

In Game 5 of the Eastern Conference Semifinals against the Philadelphia Flyers, Mike Hough scores in double OT to give the Panthers a 3-2 lead in the series. Florida eliminates the Flyers two days later in Miami.

JUNE 1, 1996

The Panthers go on the road and defeat the Pittsburgh Penguins, 3-1, in Game 7 of the Eastern Conference Finals to win the Prince of Wales Trophy as champions of the conference. They fly to Colorado after the game to begin preparations for the Stanley Cup Finals.

JUNE 10, 1996

The Panthers and Colorado Avalanche play one of the classic games in Stanley Cup Finals history. The match remains scoreless until Colorado's Uwe Krupp connects at 4:31 of the third OT period to give the Avalanche the victory and its first-ever Stanley Cup title.

JUNE 12, 1996

A capacity crowd fills Miami Arena to thank the Panthers for a wonderful season. The highlight of the evening occurs when Ed Jovanovski and Rhett Warrenner dump a bucket of water over the head of coach Doug MacLean.

JUNE 22, 1996

The Panthers select nine players at the 1996 NHL Entry Draft in St. Louis, MO. Their top choice (20th overall) is Swedish forward Marcus Nilson.

AUGUST 7, 1996

The Panthers and SportsChannel Florida agree to a multi-year deal for television rights to the club's games.

SEPTEMBER 9, 1996

The Panthers open their fourth annual training camp in Summerville, Prince Edward Island, hometown of coach Doug MacLean.

OCTOBER 30, 1996

The Panthers defeat the Chicago Blackhawks, 3-2, to extend their season-opening unbeaten streak to 12 games (8-0-4). John Vanbiesbrouck is named the NHL's Player of the Month for October after going 6-0-3, with a 1.41 GAA and a .950 SV%.

NOVEMBER 15, 1996

The Panthers conduct an official "ice-breaking" ceremony at the site of their new arena in Sunrise. The event is attended by NHL commissioner Gary Bettman as well as club and government officials.

JANUARY 18, 1997

For the second year in a row, Doug MacLean coaches the Eastern Conference to victory in the NHL All-Star Game. John Vanbiesbrouck makes his third All-Star appearance and Robert Svehla records two assists and a plus-6 rating in the contest.

MARCH 22, 1997

The Panthers celebrate their 50th consecutive sellout (including playoffs) at Miami Arena.

APRIL 11, 1997

The Panthers clinch fourth place in the Eastern Conference and home ice in the first round of the Stanley Cup Playoffs by defeating the Pittsburgh Penguins, 4-2. The Cats finish their fourth season with a record of 35-28-19, good for 89 points.

APRIL 25, 1997

Esa Tikkanen, who would sign with the Panthers four months later, scores at 12:02 of OT as the New York Rangers eliminate the Cats from the playoffs.

JUNE 21, 1997

The Panthers select 10 players at the 1997 NHL Entry Draft in Pittsburgh, Pennsylvania. Their top choice (20th overall) is left wing/center Mike Brown.

SEPTEMBER 9, 1997

The Panthers open their fifth annual training camp at Miami Arena.

NOVEMBER 24, 1997

Doug MacLean is relieved of his head coaching duties. General Manager Bryan Murray agrees to coach for the remainder of the season.

PANTHERS ALL-TIME HISTORY

NOVEMBER 26, 1997

In Bryan Murray's first game behind the Florida bench, the Panthers set a team record by scoring 10 goals in a 10-5 win over the Boston Bruins.

DECEMBER 27, 1997

John Vanbiesbrouck records the 300th victory of his NHL career and 100th as a Panther in a 6-2 win over the New York Islanders at Nassau Coliseum. Vanbiesbrouck becomes the 15th goaltender in NHL history – and second American – to win 300 games.

FEBRUARY 3, 1998

Dino Ciccarelli, who was acquired from the Tampa Bay Lightning three weeks earlier, scores the 600th goal of his NHL career as the Panthers tie the Detroit Red Wings, 1-1. Ciccarelli becomes the ninth player in NHL history to reach this milestone.

FEBRUARY 8, 1998

The Panthers and 25 other NHL teams begin their "Winter Break" as the league shuts down to enable its players to participate in the Winter Olympics for the first time. John Vanbiesbrouck (USA), Robert Svehla (Slovakia) and Esa Tikkanen (Finland) are the Panthers who head to Nagano, Japan. Tikkanen's club wins the Bronze Medal.

MARCH 24, 1998

The Panthers send Tom Fitzgerald to Colorado and Ray Sheppard to Carolina as General Manager Bryan Murray stays active at the trade deadline.

APRIL 16, 1998

The Panthers play their final game at Miami Arena, losing to the Philadelphia Flyers, 7-3. Florida compiles a record of 81-78-29 (.508 winning pct.) in Miami. Afterwards, the players toss merchandise to the fans and original Panthers John Vanbiesbrouck, Scott Mellanby, Gord Murphy, Paul Laus, Bill Lindsay and Rob Niedermayer are honored.

JUNE 21, 1998

The Panthers name Terry Murray head coach. He becomes the fourth coach in franchise history.

JUNE 27, 1998

The Panthers select nine players at the 1998 NHL Entry Draft in Buffalo, NY. Their top choice (30th overall) is defenseman Kyle Rossiter.

JULY 14, 1998

The Panthers' new arena in Sunrise is officially named the National Car Rental Center.



John Vanbiesbrouck

PANTHERS ALL-TIME HISTORY

SEPTEMBER 12, 1998

The Panthers open their sixth annual training camp at the National Car Rental Center.

SEPTEMBER 19, 1998

"HockeyFest" is held at the National Car Rental Center for the first time.

SEPTEMBER 27, 1998

The Panthers face the Boston Bruins in the first preseason game at the National Car Rental Center.

OCTOBER 9, 1998

The Panthers host the Tampa Bay Lightning in the first regular-season game at the National Car Rental Center. It's the first time the Panthers have ever opened a season at home.

OCTOBER 30, 1998

Rookie Mark Parrish scores four goals at Chicago, setting a new club record and a team rookie record. Parrish notches two in the first period and two more in the third as the Panthers blast the Blackhawks, 7-3. Ray Whitney assists on three of the rookie's goals.

NOVEMBER 3, 1998

Mark Parrish is named NHL Rookie of the Month for October, winning the honor over Los Angeles Goaltender Manny Legace and Vancouver center Bill Muckalt. Parrish led Florida in scoring (6-2-8) for the month, leading the Cats to a 3-3-3 record.

DECEMBER 17, 1998

The Panthers announce they will have their own American Hockey League affiliate in Louisville, Kentucky, signing a long-term player development deal with the Louisville Panthers. Florida will supply a minimum of 18 players to Louisville, which will play its home games at historic Freedom Hall, home of the University of Louisville basketball team.

JANUARY 17, 1999

In the biggest trade in team history, the Panthers acquire star Right Wing Pavel Bure from the Vancouver Canucks. Florida also receives defensemen Bret Hedican and Brad Ference and a 1999 or 2000 draft choice. The Panthers send Ed Jovanovski, Dave Gagner, Mike Brown, Kevin Weekes and a 1999 or 2000 draft choice to the Canucks.

JANUARY 20, 1999

Pavel Bure scores two goals in his first game as a Panther, leading the Cats to a 5-2 victory over the Islanders in New York. Bret Hedican chips in his first two points as a Panther - both assists - in just his second game.

JANUARY 26, 1999

The Russian Rocket ignites the Cats with his first Florida hat trick. Pavel Bure's three goals force a 3-3 tie with the Flyers in Philadelphia. Bure finishes the contest with six goals in his first three games as a Panther.



Pavel Bure

PANTHERS ALL-TIME HISTORY

JANUARY 27, 1999

Pavel Bure plays his first game at National Car Rental Center. Although he has his three-game goal-scoring streak snapped, he earns his first home point in Florida with an assist, as the Cats top Montreal, 2-1. The win extends Florida's unbeaten streak to four in Bure's first four games.

FEBRUARY 8, 1999

The Panthers announce they have signed Pavel Bure to a five-year contract extension, locking up rights to the "Russian Rocket" through the 2005-2006 season.

MARCH 3, 1999

Four games after returning from a strained right knee, Pavel Bure nets a hat trick on his first three shots against the Colorado Avalanche. But Bure is forced to leave the game when he re-injures his knee and the Cats blow a 5-0 lead by allowing seven unanswered goals. Peter Forsberg scores three goals and adds three assists as Colorado wins 7-5. Bure is out for the season, after undergoing arthroscopic surgery on March 5 and additional surgery on March 29 in Birmingham, Alabama, to repair an anterior cruciate ligament.

APRIL 17, 1999

The Panthers complete their first season at National Car Rental Center with a 6-2 home win over the Tampa Bay Lightning. Despite missing the playoffs for the second straight year, Florida improves by 15 points in the standings in its first season under Terry Murray.

JUNE 25, 1999

Longtime Panther Defenseman Gord Murphy is selected by the Atlanta Thrashers in the NHL Expansion Draft. The Panthers also make a deal with Atlanta, sending Johan Garpenlov, Herbert Vasiljevs, Daniel Tarnqvist and a 1999 sixth-round draft choice to the Thrashers for goaltender Trevor Kidd.

JUNE 26, 1999

The Panthers select 18-year-old right wing Denis Shvidki as their first selection (12th overall) in the 1999 NHL Entry Draft, in Boston. The Kharkov, Ukraine, native had just completed a 94-point season with Barrie (OHL).

JULY 12, 1999

The Panthers name Chuck Fletcher general manager of the Louisville affiliate. Fletcher will also remain assistant general manager of the Florida Panthers, under Bryan Murray.

JULY 22, 1999

Hall of Fame Broadcaster Jiggs McDonald is named radio play-by-play announcer for the Florida Panthers. McDonald will team with Randy Moller on Panthers radio broadcasts for flagship radio station WQAM (560 AM).

AUGUST 9, 1999

SportsChannel Florida and the Florida Panthers announce an agreement that extends the exclusive Panthers television rights to SportsChannel Florida through the 2010-2011 season.

AUGUST 25, 1999

The Panthers name Steve Dangerfield senior vice president.

SEPTEMBER 3, 1999

Veteran players report for Panthers training camp in Hull, Quebec.

SEPTEMBER 30, 1999

The Cats send original Panther Bill Lindsay to Calgary for Flames' Captain Todd Simpson, a rugged defenseman who would lead Florida with 202 penalty minutes on the season.

OCTOBER 2, 1999

The Florida Panthers open the season with a 4-3 victory over the Washington Capitals at National Car Rental Center. It is the second straight home season-opening win for the Cats since moving to Sunrise. Pavel Bure scores the first of his team-record 58 goals in the contest, returning from major reconstructive knee surgery.

OCTOBER 12, 1999

Panthers Right Wing Pavel Bure records his 500th career NHL point, with an assist on Lance Pittick's game-winning goal at Montreal. The Cats win 2-1.

NOVEMBER 15, 1999

The Panthers sign unrestricted free agent Forward Ray Sheppard, a playoff hero for Florida during the 1995-96 run to the Stanley Cup Finals. He is the second player in team history to return for a second tour of duty (Dallas Eakins).

NOVEMBER 19, 1999

Panthers Vice President and General Manager Bryan Murray sends goaltender Sean Burke and a fifth-round pick in the 2000 Entry Draft to Phoenix for goalie Mikhail Shtalenkov and the Coyotes' fourth-round pick in 2000.

DECEMBER 20, 1999

Panthers Right Wing Pavel Bure is named NHL Player of the Week, and celebrates by scoring a goal in his fifth straight game, establishing a new franchise record. Florida, however, falls 6-4 at home to Toronto.

DECEMBER 27, 1999

With an assist in his seventh straight game, Pavel Bure establishes another franchise record. His helper is part of a 6-1 victory at Tampa Bay.

JANUARY 1, 2000

The Panthers kick off the new millennium with a 7-5 home win over Tampa Bay. Pavel Bure ties a team record with four goals in the contest and equals his own franchise mark of three goals in a period. Mike Vernon notches his first victory in a Panthers uniform.

JANUARY 14, 2000

Original Panther and Florida captain Scott Mellanby records his 600th NHL point with a game-winning goal in a home win over Carolina, 5-1.

PANTHERS ALL-TIME HISTORY

JANUARY 22, 2000

Pavel Bure scores his 300th NHL goal, setting a new team record for goals in a season (33) in the process. He also scores No. 301 with an overtime game-winner in a 4-3 home victory over Boston. It is also a new team record for game-winning goals in a season (8).

FEBRUARY 6, 2000

The Panthers are the highlight of the 2000 NHL All-Star Game at Air Canada Centre in Toronto. Pavel Bure wins game MVP honors with a hat trick and an assist. Center Viktor Kozlov leads all players with three assists and left wing Ray Whitney leads the North American team with a goal and an assist.

MARCH 1, 2000

Panthers Captain Scott Mellanby plays in his 1,000th NHL game. He leads the Cats by scoring the opening goal in Florida's 3-1 home victory over Toronto.

MARCH 3, 2000

Right Wing Pavel Bure's assist sets a new club record for points in a season (71), as the Panthers fall 4-2 at NY Rangers.

MARCH 10, 2000

The Panthers claim center Len Barrie off waivers from Los Angeles. Barrie, who played two games for the Cats during their inaugural season in 1993-94, becomes the third Panther ever and second this season to return to play for the Cats.

MARCH 11, 2000

Scott Mellanby plays in his 500th game as a Panther, recording an assist in a 5-2 home loss to Chicago.

MARCH 18, 2000

Pavel Bure sets franchise records with his fourth hat trick of the season and his sixth career Florida hat trick, in a 4-2 victory at NY Islanders.



PANTHERS ALL-TIME HISTORY

MARCH 25, 2000

National Car Rental Center sees a National Hockey League record fall, as Pavel Bure scores a goal. Bure's tally breaks the NHL mark for goals by a brother combination in one season (89), topping the record set by Bobby and Dennis Hull in 1968-69. Pavel and his brother Valeri would combine for 93 goals on the season. The Cats beat Montreal 4-2.

APRIL 3, 2000

The Panthers' 5-2 home victory over New Jersey establishes a new franchise record for wins in a season (42).

APRIL 9, 2000

The Cats conclude their most successful season ever in terms of wins (43) and points in the standings (98).

APRIL 18, 2000

The first NHL playoff game at National Car Rental Center results in a 2-1 Panthers loss to eventual Stanley Cup winner New Jersey.

APRIL 20, 2000

The Panthers' season comes to an end, with a 4-1 home playoff loss to New Jersey. The Cats sold out both home playoff contests (19,250).

JUNE 24, 2000

Cats acquire Goaltender Roberto Luongo and Center Olli Jokinen from the New York Islanders, in exchange for Mark Parrish and Oleg Kvasha. The trade is the talk of the 2000 NHL Entry Draft in Calgary, Alberta. The Panthers make Russian defenseman Vladimir Sapozhnikov their first selection (58th overall) at the draft.

SEPTEMBER 8, 2000

Veterans report to training camp in Hull, Quebec for the second straight year.

OCTOBER 6, 2000

The Panthers open their eighth season with a 4-3 overtime home loss to Vancouver. It is Pavel Bure's first game against his old team and he notches a goal and an assist. The Cats get a point for the overtime loss.

OCTOBER 22, 2000

Rookie Goaltender Roberto Luongo gets his first shutout with Florida, before his first win, as the Cats tie the expansion Minnesota Wild 0-0 on the road in their first meeting. Luongo makes 20 saves in the shutout - the first of a team record five he would record on the season.

NOVEMBER 6, 2000

The Panthers sign veteran Left Wing Greg Adams and trade Defenseman Jaroslav Spacek to Chicago for Anders Eriksson, in a move designed to halt an early season slide.

DECEMBER 11, 2000

At a press conference in downtown Ft. Lauderdale, NHL Commissioner Gary Bettman announces that the Panthers will host the 2003 NHL All-Star Weekend at National Car Rental Center on Feb. 1-2, 2003.

DECEMBER 28, 2000

After a 6-18-7-5 start, caused in part by a rash of early injuries, Vice President and General Manager Bryan Murray and Head Coach Terry Murray are relieved of their duties. Duane Sutter becomes the Panthers' fifth head coach.

FEBRUARY 4, 2001

Right Wing Pavel Bure notches two assists as the Panthers' lone representative in the 2001 NHL All-Star Game in Denver, Colorado.

FEBRUARY 9, 2001

Original Panther Scott Mellanby is traded to playoff contender St. Louis in exchange for prospect David Morisset and a conditional draft choice. Only Paul Laus and Rob Niedermayer remain as original Panthers.

MARCH 13, 2001

The Panthers are active at the trade deadline, swapping Ray Whitney to Columbus for Kevyn Adams, and getting draft picks for Mike Sillinger and Todd Simpson.

APRIL 3, 2001

Pavel Bure's shorthanded goal against Roman Cechmanek gives the Russian Rocket 59 tallies on the season, breaking his own franchise record.

APRIL 7, 2001

Roberto Luongo caps an outstanding rookie season with a team record fifth shutout. His 25 saves ends his year with the second-highest save percentage ever for a rookie (.920). The 3-0 win over the NY Rangers closes Florida's third season at National Car Rental Center. Pavel Bure's 59 goals on the season wins him the Maurice Richard Trophy for the second straight season, making him the first NHL player to accomplish the feat.

JUNE 5, 2001

A group of eight primary investors, led by Alan P. Cohen, CEO of generic drug maker Andrx Corp., purchases the Panthers from Boca Resorts, Inc. The group of South Florida businessmen includes former NFL quarterback Bernie Kosar, auto magnates Al Maroone and Michael Maroone, Precision Response CEO David Epstein, advertising mogul Jordan Zimmerman and Andrx officials Steve Cohen and Dr. Elliott Hahn. H. Wayne Huizenga, the man who brought the NHL to South Florida, stays on as a minority partner.

JUNE 7, 2001

Head Coach Duane Sutter signs a multi-year deal to remain at the helm of the Panthers.

JUNE 23, 2001

The Panthers host the first day of the two-day NHL Entry Draft at National Car Rental Center. It is South Florida's first major NHL event since the Panthers brought the Stanley Cup Finals to Miami Arena in 1996. Florida is the first "Sun Belt" team to host the NHL Entry Draft. The Cats make Canadian center Stephen Weiss their first selection in the draft (fourth overall). The Panthers also create a

PANTHERS ALL-TIME HISTORY

buzz by trading original Panther Rob Niedermayer to Calgary for Valeri Bure and Jason Wiemer.

JUNE 24, 2001

The 2001 NHL Entry Draft concludes at National Car Rental Center. A total of 9,623 fans attend the event – the most ever for a U.S.-based Draft. The Panthers draft 12 players in all. The Panthers also announce that Paul Baxter has been named assistant coach.

JULY 25, 2001

The NHL Board of Governors approves the transfer of the Panthers from Boca Resorts, Inc. to the new local ownership group, headed by Alan Cohen, Bernie Kosar and David Epstein.

SEPTEMBER 3, 2001

The Panthers open their third straight rookie camp in Hull, Quebec.

SEPTEMBER, 10, 2001

Main training camp opens in South Florida.

SEPTEMBER 22, 2001

The Panthers host "HockeyFest 2001" and NHL Breakout at National Car Rental Center, in preparation for the 2001-02 NHL season.

OCTOBER 4, 2001

Florida opens its ninth NHL season on the road at Philadelphia.

NOVEMBER 1, 2002

Panthers Left Wing Kristian Huselius is named NHL Rookie of the Month for October.

DECEMBER 3, 2001

Mike Keenan becomes the sixth head coach in Panthers history, replacing Duane Sutter. Chuck Fletcher takes over interim general manager duties.

JANUARY 16, 2002

All-Star Defenseman Sandis Ozolinsh becomes a Panther, after being acquired from Carolina along with Byron Ritchie in exchange for Bret Hedican, Kevyn Adams, Tomas Malec and a draft pick. Ozolinsh makes his Panthers debut against Chicago.

JANUARY 18, 2002

Panthers Goaltender Roberto Luongo and Left Wing Kristian Huselius are selected for the NHL's inaugural YoungStars Game.

MARCH 18, 2002

The Pavel Bure era ends in South Florida, as the right wing is traded to the New York Rangers for Filip Novak, Igor Ulanov and draft picks.

APRIL 1, 2002

Left Wing Niklas Hagman is named NHL Rookie of the Month for March.

APRIL 3, 2002

19-year-old Center Stephen Weiss makes his NHL debut

and scores a goal as the Panthers defeat Pittsburgh at home.

APRIL 16, 2002

The Panthers win the NHL Draft Lottery and will select first overall at the 2002 NHL Entry Draft. The Cats also sign first-round picks Stephen Weiss and Lukas Krajcek to entry-level contracts.

MAY 1, 2002

The NHL announces that Panthers Left Wing Kristian Huselius is a finalist for the Calder Memorial Trophy.

MAY 6, 2002

The American Hockey League approves the purchase of an AHL franchise by the Panthers and San Antonio Spurs of the NBA. The team, named the Rampage, will play at San Antonio's new SBC Arena.

MAY 10, 2002

Rick Dudley is named Panthers general manager.

MAY 31, 2002

John Torchetti is named head coach of Florida's AHL affiliate in San Antonio.

JUNE 22-23, 2002

The Panthers trade the number one pick and still select top-ranked prospect Jay Bouwmeester with the third overall selection in the 2002 NHL Entry Draft in Toronto. The Cats also get the right to trade first-round picks with Columbus in 2003. Florida also selects Petr Taticek with the ninth overall selection, and grabs Rob Globke and Gregory Campbell in the second and third rounds, respectively. Florida finishes the 2002 Entry Draft with six selections on Day Two.

JULY 11, 2002

Scott Luce is named Panthers director of amateur scouting.

SEPTEMBER 14, 2002

HockeyFest 2002 kicks off the Panthers' Ten-Year Anniversary Season at Office Depot Center.

OCTOBER 10, 2002

The Panthers open their tenth season against cross-state rival Tampa Bay at Office Depot Center.

JANUARY 29, 2003

NHL All-Star festivities begin in South Florida as the Stanley Cup arrives via boat on the Las Olas riverfront.

JANUARY 30, 2003

The NHL All-Star Block Party kicks off four days of activity at the Office Depot Center.

FEBRUARY 1, 2003

Jay Bouwmeester, Stephen Weiss and Niklas Hagman represent the Panthers and the Eastern Conference in the 2003 NHL YoungStars Game at the Office Depot Center. Weiss scores a goal and adds an assist and Bouwmeester chips in an assist. Olli Jokinen represents Florida in the 2003 All-Star Superskills Competition.

FEBRUARY 2, 2003

The Office Depot Center hosts the NHL All-Star Game,

PANTHERS ALL-TIME HISTORY

which visits South Florida for the first time. Olli Jokinen scores a goal and adds three assists in front of his home crowd in his All-Star debut. Sheryl Crow performs live in the Office Depot Center parking lot after the game.

FEBRUARY 6, 2003

Roberto Luongo stops 28 shots to become the club's all-time leader in shutouts (14), passing John Vanbiesbrouck.

FEBRUARY 18, 2003

Roberto Luongo makes 24 saves to record his sixth shutout of the season and sets a new Panthers single-season shutout record.

JUNE 13, 2003

Jay Bouwmeester is named to the NHL's All-Rookie Team.

SEPTEMBER 1, 2003

The Florida Panthers, incredibleICE and Arena Operating Company (AOC) join forces and become one single, united entity.

OCTOBER 10, 2003

Florida opens its 11th season against division rival Carolina at the Office Depot Center.

SEPTEMBER 18, 2003

Michael Yormark is named Office Depot Center and Florida Panthers Chief Operating Officer.

NOVEMBER 9, 2003

General Manager Rick Dudley becomes the seventh head coach in Panthers history, replacing Mike Keenan. Dudley continues his role as general manager. Steve Ludzik becomes an assistant coach.

JANUARY 8, 2004

Nathan Horton becomes the youngest player in NHL history to successfully attempt a penalty shot at 18 years, 224 days, beating Philadelphia Flyers Goalie Jeff Hackett.

FEBRUARY 7, 2004

Roberto Luongo represents the Panthers and the Eastern Conference in the 2004 All-Star Superskills Competition, winning the goaltending event.

FEBRUARY 8, 2004

Roberto Luongo participates in the NHL All-Star game, allowing just one goal on nine shots.

FEBRUARY 9, 2004

Assistant Coach John Torchetti becomes the eighth head coach in Panthers history. Rick Dudley continues his duties as general manager.

MARCH 2, 2004

Roberto Luongo makes 29 saves to record his seventh shut-out of the season, a new Panthers record.

MAY 2004

The NHL announces that Roberto Luongo is a finalist for the Vezina Trophy.

MAY 26, 2004

Mike Keenan named as the Panthers new general manager, replacing Rick Dudley. Jacques Martin becomes the ninth head coach in Panthers history, replacing John Torchetti.

JUNE 26, 2004

The Florida Panthers select Center Rostislav Olesz from the Czech Republic with the seventh overall pick of the 2004 NHL Entry Draft.



Nathan Horton

PANTHERS ALL-TIME HISTORY

JUNE 7, 2005

The Office Depot Center, Florida Panthers and incredible ICE announce the formation of Sunrise Sports and Entertainment (SSE). Sunrise Sports and Entertainment serves as an umbrella for all of its operating entities: the Office Depot Center, the Florida Panthers, incredible ICE, the Sinatra Theatre, SSE Publications, SSE Strategic Partnerships and SSE Business Development.

JUNE 20, 2005

The Panthers are awarded the 2005 "Stanley Cup of Business" from the Street & Smith's SportsBusiness Journal.

JULY 7, 2005

Sports Radio 560 WQAM signs a two-year contract with the Panthers to retain radio rights.

JULY 22, 2005

The NHL's Board of Governors ratifies the terms of a six-year Collective Bargaining Agreement negotiated with the NHL Players' Association, ending a 310-day work stoppage.

JULY 30, 2005

Florida selects Left Wing Kenndal McArdle with 20th Overall Pick in the 2005 NHL Entry Draft. The Panthers acquired the pick after trading their 29th overall selection and a second round pick in the 2006 draft to the Philadelphia Flyers.

AUGUST 1, 2005

The Panthers ink free agent NHL All-Star veterans Joe Nieuwendyk and Gary Roberts to two-year contracts. Nieuwendyk and Roberts bring a combined four Stanley Cup rings to the Panthers as well as over 2,000 games played.

AUGUST 2, 2005

NHL Veteran Martin Gelas signs a two-year contract, adding another player with over 1,000 games played to the club. Gelas also brings to the club Stanley Cup experience, appearing with four teams and winning a Cup with Edmonton.

AUGUST 17, 2005

Rostislav Olesz, the top pick from 2004 NHL Entry Draft, signs three-year entry-level contract with the Panthers.

AUGUST 22, 2005

Panthers announce a one-year affiliation agreement with the Florida Everblades of the ECHL.

AUGUST 31, 2005

The Panthers announce an agreement with the Buffalo Sabres to place Panthers prospects with Buffalo's American Hockey League affiliate, the Rochester Americans.

SEPTEMBER 6, 2005

In a joint press conference, Sunrise Sports & Entertainment and BankAtlantic announce a new naming rights agreement for the home of the Panthers, the BankAtlantic Center.

OCTOBER 5, 2005

The Panthers open their 12th NHL season against Southeast Division rival Atlanta.

OCTOBER 7, 2005

For the first time in their history, the Panthers record back-to-back shutouts to open the season. Oct. 5, the Cats shutout Atlanta 2-0, and on Oct. 7 the Cats shut out Tampa Bay 2-0.



Joe Nieuwendyk

PANTHERS ALL-TIME HISTORY

OCTOBER 20, 2005

The Panthers set a new franchise record with 28 shots on goal in the second period versus the Washington Capitals.

NOVEMBER 19, 2005

Gary Roberts record his 400th career NHL goal against the New York Islanders.

NOVEMBER 25, 2005

Olli Jokinen records his first career NHL hat trick versus the Pittsburgh Penguins.

DECEMBER 13, 2005

Nathan Horton records his first career NHL hat trick, becoming the youngest Panther ever to accomplish this feat (20 years old).

FEBRUARY 14-27, 2006

Six Cats represented the Panthers at the 2006 Torino Winter Olympic Games with Olli Jokinen (Finland) collecting a Silver Medal and Rostislav Olesz (Czech Republic) collecting a Bronze Medal. Jacques Martin (Canada), Jay Bouwmeester (Canada), Roberto Luongo (Canada) and Jozef Stumpel (Slovakia) also were selected to represent their respective countries at the Olympics.

MARCH 20, 2006

Olli Jokinen scores his fourth overtime goal of the season, tying an NHL record for overtime goals in one season since the five-minute overtime period was adopted.

APRIL 13, 2006

Against Ottawa, Roberto Luongo sets a franchise record with his 107th victory in a Panther uniform surpassing the mark of 106 set by John Vanbiesbrouck.

MAY 11, 2006

The Panthers host the first "Cats Cookout" at the BankAtlantic Center. The event features players, food, and drinks, and allows fans to purchase season tickets for the upcoming season.

JUNE 23, 2006

The Cats send G Roberto Luongo and D Lukas Krajcek to Vancouver in exchange for RW Todd Bertuzzi, G Alex Auld and D Bryan Allen.

JUNE 24, 2006

The Panthers select Center Michael Frolik with the 10th overall pick in the 2006 NHL Entry Draft.

SEPTEMBER 3, 2006

Head Coach Jacques Martin becomes the new general manager following the resignation of Mike Keenan. Martin continues his role as head coach becoming the only person in the NHL to hold both positions at the same time.

SEPTEMBER 23, 2006

The Panthers and New York Rangers play an exhibition game in San Juan, Puerto Rico marking the first time an NHL game is played in the Caribbean.

OCTOBER 6, 2006

Florida opens its 13th season. Alex Auld records his first win as a Panther as Florida defeats Boston 8-3 in front of a sold-out BankAtlantic Center crowd. Todd Bertuzzi records four points (1-3-4) in his first game setting a record for most points by a Panthers player in his debut game.

OCTOBER 28, 2006

The Florida Panthers enter a shootout with the NY Islanders that lasts 10 rounds, the longest shootout in franchise history.

OCTOBER 20, 2006

Florida defeats Philadelphia at the BankAtlantic Center to improve to 4-0 at home to open the season. The 4-0 start ties the Cats record set during the 1995-96 season. Also on that night, Olli Jokinen scored the GWG setting a new Cats record with his 24th GWG as a member of the Panthers.

NOVEMBER 2, 2006

Florida Panthers head coach Jacques Martin posts the 450th win of his career, the 13th coach to ever reach that mark.

NOVEMBER 16, 2007

Olli Jokinen records a hat trick, the second of his career in a 5-1 win over Montreal.

DECEMBER 29, 2007

A Panthers franchise record 19,772 fans pack the BankAtlantic Center to watch Florida defeat Montreal 3-1.

JANUARY 10, 2007

Olli Jokinen records his second hat trick of the season and third overall in a 5-2 victory over the Pittsburgh Penguins.

JANUARY 13, 2007

Stephen Weiss records his first career NHL hat trick in a 7-3 victory over the Washington Capitals. Weiss' hat trick becomes the second consecutive at home by a Florida Panther. Florida also records a franchise-high 54 shots on goal in the win.

JANUARY 16, 2007

The Florida Panthers franchise plays their 1000th regular season game versus the Carolina Hurricanes.

JANUARY 26, 2007

The Panthers announce the hiring of Randy Sexton as the team's new assistant general manager.

FEBRUARY 13, 2007

Ed Belfour records his 76th career shutout to tie Tony Esposito for eighth on the NHL's all-time

PANTHERS ALL-TIME HISTORY

shutouts list at Montreal.

FEBRUARY 27, 2007

Olli Jokinen records his third hat trick of the season in a 6-5 shootout win over Washington.

MARCH 3, 2007

GM/Head Coach Jacques Martin coaches in his 1000th career NHL game against Tampa Bay.

MARCH 6, 2007

Stephen Weiss becomes the youngest Panther in franchise history to wear the "A" on his sweater when he takes the ice in Atlanta.

MARCH 17, 2007

Olli Jokinen records a franchise record six points (2-4-6) in one game on March 17 in an 8-5 win over the NY Islanders.

MARCH 22, 2007

Chris Gratton plays in his 1000th career NHL game against Ottawa.

MARCH 27, 2007

Ed Belfour sets a new Panthers record playing in his 27th consecutive game in net.

APRIL 7, 2007

Martin Gelinis scores his 300th career NHL goal against Carolina.

APRIL 26, 2007

The Florida Panthers announce the hiring of former Panther Joe Nieuwendyk as the team's new special assistant to the general manager.

JUNE 21, 2007

The Panthers ink Nathan Horton to the longest contract at the time in franchise history, signing him to a six-year deal.

JUNE 22, 2007

Florida again pulls off a blockbuster trade at the NHL Entry Draft acquiring G Tomas Vokoun from Nashville in exchange for three draft picks. Florida also selects D Keaton Ellerby with the 10th overall pick at the 2007 NHL Entry Draft.

JULY 1, 2007

The Panthers are active on the first day of free agency signing Radek Dvorak, Brett McLean and Richard Zednik.

JULY 16, 2007

The Florida Panthers announce that the team's games will now be heard on 790 The Ticket. Also, radio play-by-play announcer Steve Goldstein becomes the team's new television play-by-play voice on FSN Florida.

JULY 28, 2007

The Panthers host a reunion game at the BankAtlantic Center for the "Year of the Rat", the 1996 Panthers that won the Eastern Conference Championship. At the reunion the Panthers unveil their new jerseys for the upcoming season.

OCTOBER 4, 2007

Florida opens its 14th season. Brett McLean scores a goal in his first game as a Panther but the Cats fall to the NY Rangers in Madison Square Garden 5-2.

OCTOBER 24, 2007

Panthers Captain Olli Jokinen sets two new franchise records as he records two goals against Philadelphia to record his 355th point and 158th goal as a Panther.

NOVEMBER 28, 2007

Panthers head coach Jacques Martin sets a new franchise record with his 84th coaching victory as Cats bench boss in a 2-1 shootout win over Washington.

JANUARY 19, 2008

18-year old Shawn Matthias scores his first two career NHL goals in only his second career NHL game in Washington. Matthias had made his NHL debut the night before in New Jersey.

FEBRUARY 5, 2008

Florida sets a franchise record for largest margin of victory as well as most goals ever scored in a road game as they defeat Toronto at the Air Canada Center 8-0 behind a Richard Zednik hat-trick.

MARCH 2, 2008

Panthers G Craig Anderson sets a modern day NHL record by stopping 53 shots in a 1-0 shutout, the most saves ever recorded in an NHL shutout.

MARCH 4, 2008

The Panthers and G Craig Anderson set an NHL record by recording their second consecutive 1-0 road shutout. Anderson records his second consecutive shutout and his 93 combined saves in two games sets an NHL record.

MARCH 16, 2008

Florida ties two franchise records by recording their seventh consecutive victory and fifth consecutive home victory in a 3-1 win over Atlanta.

APRIL 4, 2008

Florida sets a new franchise record by winning their 19th road game of the season in a 4-3 win at Carolina.

MAY 16, 2008

The Panthers announce that Jacques Martin has agreed to a contract extension to remain solely as the team's General Manager through the 2011-12 season.

JUNE 13, 2008

The Panthers officially announce Peter DeBoer as the

PANTHERS ALL-TIME HISTORY

franchise's 10th head coach in team history.

JUNE 19, 2008

The Panthers announce they have agreed to a full affiliation with the Rochester Americans of the American Hockey League. For the past three seasons Florida had split its affiliation with Buffalo.

JUNE 20, 2008

Florida acquires defensemen Keith Ballard and Nick Boynton as well as a second round pick from the Phoenix Coyotes in exchange for the Panthers Olli Jokinen.

JUNE 30, 2008

Florida announces they have signed RW Rostislav Olesz to a franchise record-tying six-year contract.

SEPTEMBER 2, 2008

Florida acquires D Bryan McCabe and a fourth-round pick from Toronto in exchange for D Mike Van Ryn.

SEPTEMBER 9, 2008

Florida announces they have signed D Keith Ballard to a six-year contract extension beginning with the 2009-10 season.

OCTOBER 10, 2008

Peter DeBoer coaches his first NHL game at Carolina a 6-4 loss.

OCTOBER 11, 2008

Peter DeBoer earns his first NHL head coaching victory a 3-2 win over Atlanta. C Michael Frolik makes his NHL debut.

NOVEMBER 1, 2008

Nathan Horton played in his 300th career NHL game at Nashville.

NOVEMBER 2, 2008

Jay Bouwmeester played his 400th career NHL game at Atlanta.

DECEMBER 8, 2008

Michal Repik makes his NHL debut and scored a goal in the Panthers 4-3 victory at Ottawa.

DECEMBER 21, 2008

Gregory Campbell recorded his 50th career NHL point with an assist vs. Colorado.

FEBRUARY 10, 2009

Stephen Weiss recorded his 200th career NHL point with an assist at Toronto.

MARCH 7, 2009

With his hat trick in Florida's 5-3 win against the St. Louis Blues, David Booth became the fourth Panthers player to record two hat tricks in a season.

MARCH 28, 2009

Cory Stillman recorded his 250th career NHL goal at Dallas. Radek Dvorak records his 500th career NHL point with an assist at Dallas.

APRIL 11, 2009

With his two goal effort in Florida's 7-4 win over Washington, David Booth became the sixth player in Panthers history to score at least 30 goals in a season.



PANTHERS ALL-TIME HISTORY

MAY 6, 2009

Panthers announce the restructuring of hockey club's broadcast teams. Steve Goldstein will continue the television play-by-play with Bill Lindsay joining him as color analyst, and as Randy Moller will be calling the Panthers radio broadcasters 790 The Ticket.

MAY 15, 2009

The Panthers announced that they are to open their 2009 Training Camp in Port Hawkesbury, Nova Scotia, where they will play their first pre-season game against Ottawa on Tuesday, Sep. 15 in Halifax.

JUNE 1, 2009

Jacques Martin accepts head coaching position with the Montreal Canadiens. Alternate Governor Bill Torrey selected to lead the search for the club's new general manager.

JUNE 19, 2009

The Panthers acquire veteran center Steven Reinprecht from the Phoenix Coyotes in exchange for prospect Stefan Meyer. Reinprecht then signs a three-year deal with the team.

JUNE 26, 2009

Florida drafts Russian defenseman Dmitry Kulikov with their first-round pick (#14 overall) at the 2009 draft, held in Montreal.

JUNE 27, 2009

Florida trades former first-round pick Jay Bouwmeester

to Calgary for defenseman Jordan Leopold and a third-round pick in the 2009 draft. The Panthers then use that pick (#67 overall) on speedy winger Josh Birkholz from the US-18 program.

JULY 1, 2009

The Panthers re-sign dynamic forward David Booth to a six-year extension and Radek Dvorak to a two-year deal and sign goaltender Scott Clemmensen (3-years) and defenseman Ville Koistinen (2-years).

AUGUST 31, 2009

Robb Tallas is hired as the club's goaltending consultant.

SEPTEMBER 13, 2009

The Panthers open the 2009 training camp in Port Hawkesbury.

OCTOBER 2, 2009

Randy Sexton is named the Panthers' new General Manager and the eighth in franchise history.

OCTOBER 2, 2009

The Panthers open the 2009-10 NHL season with a 4-3 shootout victory over the Chicago Blackhawks at the Hartwall Arena in Helsinki, Finland. It is the NHL's first regular season game ever played in Finland.

NOVEMBER 6, 2009

Bryan McCabe plays in his 1,000th career NHL game against the Washington Capitals.



PANTHERS ALL-TIME HISTORY

NOVEMBER 16, 2009

Sunrise Sports & Entertainment announces that Cliff Viner and Stu Siegel assume the roles of Co-Managing Partners of SSE, the Florida Panthers and the BankAtlantic Center. Under the new ownership structure, Viner is the club's Chairman and Alternate Governor, while Siegel is the Chief Executive Officer and NHL Governor.

NOVEMBER 23, 2009

Radek Dvorak plays in his 500th game as a Panther in a loss at Pittsburgh. Dvorak becomes the seventh player in franchise history to appear in 500 games with the team.

DECEMBER 7, 2009

Radek Dvorak plays in his 1,000th NHL game against the Edmonton Oilers.

FEBRUARY 16-28, 2010

Goaltender Tomas Vokoun (Czech Republic) and defenseman Dennis Seidenberg (Germany) represent their countries at the 2010 Winter Olympics in Vancouver, British Columbia.

MARCH 9, 2010

The Panthers collect the 500th victory in franchise history in a 3-2 shootout win over the Minnesota Wild. They also set a new franchise low for shots against in a single game (including overtime) by holding the Wild to just 11 shots.

MARCH 20, 2010

The Panthers unveil their new Den Of Honor prior to a game against the Buffalo Sabres. The Den of Honor commemorates key figures and events in team history as well as the growth of youth and high school hockey in South Florida. Notable Panthers alumni including Brian Skrudland, Scott Mellanby, Bill Lindsay and Paul Laus appear at the Den's opening.

MARCH 21, 2010

Stephen Weiss scores his 100th NHL goal in a 5-2 win over the Tampa Bay Lightning.

APRIL 10, 2010

Bryan McCabe records his 1,000th NHL point with an assist in a 4-3 loss against the Tampa Bay Lightning.

MAY 17, 2010

The Panthers hire Dale Tallon as the ninth General Manager in franchise history.

JUNE 8, 2010

The Panthers announce that, beginning with the 2010-11 NHL season, all radio broadcasts will move from ESPN Radio 790 The Ticket to 560 WQAM, which had served as the team's radio partner from 1993-2007.

JUNE 22, 2010

The Panthers trade centers Nathan Horton and Gregory Campbell to the Boston Bruins in exchange for defenseman Dennis Wideman and two Draft picks, including the Bruins' first round pick in the 2010 NHL Entry Draft (15th overall).

JUNE 25, 2010

Florida trades defenseman Keith Ballard and right wing Victor Oreskovich to the Vancouver Canucks in exchange for right wings Michael Grabner and Steve Bernier and the Canucks' first round selection in the 2010 NHL Entry Draft (25th overall)

JUNE 25, 2010

The Panthers own three selections in the first round of the 2010 NHL Entry Draft, held at the Staples Center in Los Angeles. With their first pick (#3 overall) they select defenseman Erik Gudbranson. They also select center Nick Bjugstad (#19 overall) and left wing Quinton Howden (#25 overall) in the first round. They make 13 selections over the two day period.

JULY 23, 2010

Cliff Viner takes over as General Partner, Chairman & CEO of the Florida Panthers Hockey Club and the BankAtlantic Center. Viner is now solely responsible for all decisions as it relates to SSE and all of its operating entities.

2010-2011 PLAYOFF REVIEW AND RECORDS





2010 NHL PLAYOFF RESULTS

Conference Quarterfinals

Eastern Conference

SERIES 'A'

1. Thur. Apr. 15	Washington 2, Montreal 3, OT
2. Sat. Apr. 17	Washington 6, Montreal 5, OT
3. Mon. Apr. 19	Montreal 1, Washington 5
4. Wed. Apr. 21	Montreal 3, Washington 6
5. Fri. Apr. 23	Washington 1, Montreal 2
6. Mon. Apr. 26	Montreal 4, Washington 1
7. Wed. Apr. 28	Washington 1, Montreal 2

(Montreal wins series 4-3)

SERIES 'B'

1. Wed. Apr. 14	New Jersey 1, Philadelphia 2
2. Fri. Apr. 16	New Jersey 5, Philadelphia 3
3. Sun. Apr. 18	Philadelphia 3, New Jersey 2, OT
4. Tue. Apr. 20	Philadelphia 4, New Jersey 1
5. Thur. Apr. 22	New Jersey 0, Philadelphia 3

(Philadelphia wins series 4-1)

SERIES 'C'

1. Thur. Apr. 15	Buffalo 2, Boston 1
2. Sat. Apr. 17	Buffalo 3, Boston 5
3. Mon. Apr. 19	Boston 2, Buffalo 1
4. Wed. Apr. 21	Boston 3, Buffalo 2, 2OT
5. Fri. Apr. 23	Buffalo 4, Boston 1
6. Mon. Apr. 26	Boston 4, Buffalo 3

(Boston wins series 4-2)

SERIES 'D'

1. Wed. Apr. 14	Pittsburgh 4, Ottawa 5
2. Fri. Apr. 16	Pittsburgh 2, Ottawa 1
3. Sun. Apr. 18	Ottawa 2, Pittsburgh 4
4. Tue. Apr. 20	Ottawa 4, Pittsburgh 7
5. Thur. Apr. 22	Pittsburgh 3, Ottawa 4, 3OT
6. Sat. Apr. 24	Ottawa 3, Pittsburgh 4, OT

(Pittsburgh wins series 4-2)

Conference Semifinals

Eastern Conference

SERIES 'I'

1. Fri. Apr. 30	Pittsburgh 6, Montreal 3
2. Sun. May 2	Pittsburgh 1, Montreal 3
3. Tue. May 4	Montreal 0, Pittsburgh 2
4. Thur. May 6	Montreal 3, Pittsburgh 2
5. Sat. May 8	Pittsburgh 2, Montreal 1
6. Mon. May 10	Montreal 4, Pittsburgh 3
7. Wed. May 12	Pittsburgh 2, Montreal 5

(Montreal wins series 4-3)

SERIES 'J'

1. Sat. May 1	Boston 5, Philadelphia 4, OT
2. Mon. May 3	Boston 3, Philadelphia 2
3. Wed. May 5	Philadelphia 1, Boston 4
4. Fri. May 7	Philadelphia 5, Boston 4, OT
5. Mon. May 10	Boston 0, Philadelphia 4
6. Wed. May 12	Philadelphia 2, Boston 1
7. Fri. May 14	Boston 3, Philadelphia 4

(Philadelphia wins series 4-3)

Western Conference

SERIES 'E'

1. Wed. Apr. 14	San Jose 1, Colorado 2
2. Fri. Apr. 16	San Jose 6, Colorado 5, OT
3. Sun. Apr. 18	Colorado 1, San Jose 0, OT
4. Tue. Apr. 20	Colorado 1, San Jose 2, OT
5. Thur. Apr. 22	San Jose 5, Colorado 0
6. Sat. Apr. 24	Colorado 2, San Jose 5

(San Jose wins series 4-2)

SERIES 'F'

1. Fri. Apr. 16	Chicago 1, Nashville 4
2. Sun. Apr. 18	Chicago 2, Nashville 0
3. Tue. Apr. 20	Nashville 4, Chicago 1
4. Thur. Apr. 22	Nashville 0, Chicago 3
6. Sat. Apr. 24	Chicago 5, Nashville 4, OT
7. Mon. Apr. 26	Nashville 3, Chicago 5

(Chicago wins series 4-2)

SERIES 'G'

1. Thur. Apr. 15	Vancouver 3, Los Angeles 2, OT
2. Sat. Apr. 17	Vancouver 2, Los Angeles 3, OT
3. Mon. Apr. 19	Los Angeles 5, Vancouver 3
4. Wed. Apr. 21	Los Angeles 4, Vancouver 6
5. Fri. Apr. 23	Vancouver 7, Los Angeles 2
6. Sun. Apr. 25	Los Angeles 2, Vancouver 4

(Vancouver wins series 4-2)

SERIES 'H'

1. Wed. Apr. 14	Phoenix 3, Detroit 2
2. Fri. Apr. 16	Phoenix 4, Detroit 7
3. Sun. Apr. 18	Detroit 2, Phoenix 4
4. Tue. Apr. 20	Detroit 3, Phoenix 0
5. Fri. Apr. 23	Phoenix 1, Detroit 4
6. Sun. Apr. 25	Detroit 2, Phoenix 5
7. Tue. Apr. 27	Phoenix 1, Detroit 6

(Detroit wins series 4-3)

Western Conference

SERIES 'K'

1. Thur. Apr. 29	San Jose 4, Detroit 3
2. Sun. May 2	San Jose 4, Detroit 3
3. Tue. May 4	Detroit 3, San Jose 4, OT
4. Thur. May 6	Detroit 7, San Jose 1
5. Sat. May 8	San Jose 2, Detroit 1

(San Jose wins series 4-1)

SERIES 'L'

1. Sat. May 1	Chicago 1, Vancouver 5
2. Mon. May 3	Chicago 4, Vancouver 2
3. Wed. May 5	Vancouver 2, Chicago 5
4. Fri. May 7	Vancouver 4, Chicago 7
5. Sun. May 9	Chicago 1, Vancouver 4
6. Tue. May 11	Vancouver 1, Chicago 5

(Chicago wins series 4-2)

2010 NHL PLAYOFF RESULTS

Conference Finals

Eastern Conference

SERIES 'M'

1. Sun. May 16	Philadelphia 6, Montreal 0
2. Tue. May 18	Philadelphia 3, Montreal 0
3. Thur. May 20	Montreal 5, Philadelphia 1
4. Sat. May 22	Montreal 0, Philadelphia 3
5. Mon. May 24	Philadelphia 4, Montreal 2

(Philadelphia wins series 4-1)

Western Conference

SERIES 'N'

1. Sun. May 16	San Jose 1, Chicago 2
2. Tue. May 18	San Jose 2, Chicago 4
3. Fri. May 21	Chicago 3, San Jose 2, OT
4. Sun. May 23	Chicago 4, San Jose 2

(Chicago wins series 4-0)

Stanley Cup Finals

SERIES 'O'

1. Sat. May 29	Chicago 6, Philadelphia 5
2. Mon. May 31	Chicago 2, Philadelphia 1
3. Wed. June 2	Philadelphia 4, Chicago 3, OT
4. Fri. June 4	Philadelphia 5, Chicago 3
5. Sun. June 6	Chicago 7, Philadelphia 4
6. Wed. June 9	Philadelphia 3, Chicago 4, OT

(Chicago wins series 4-2)

2010 NHL PLAYOFF LEADERS

Individual Scoring Leaders

PLAYER	TEAM	GP	G	A	PTS	PIM
Danny Briere	PHI	23	12	18	30	18
Jonathan Toews	CHI	22	7	22	29	4
Patrick Kane	CHI	22	10	18	28	6
Mike Richards	PHI	23	7	16	23	18
Patrick Sharp	CHI	22	11	11	22	16

Defensemen Scoring Leaders

PLAYER	TEAM	GP	G	A	PTS	PIM
Chris Pronger	PHI	23	4	14	18	36
Duncan Keith	CHI	22	2	15	17	10
Dan Boyle	SJS	15	2	12	14	8
Matt Carle	PHI	23	1	12	13	8
Sergei Gonchar	PIT	13	2	10	12	4

Individual Rookie Scoring Leaders

PLAYER	TEAM	GP	G	A	PTS	PIM
Ville Leino	PHI	19	7	14	21	6
PK Subban	MTL	14	1	7	8	6
James van Riemsdyk	PHI	21	3	3	6	4
Johnny Boychuk	BOS	13	2	4	6	6
Erik Karlsson	OTT	6	1	5	6	4

Goals-Against Average (Min. 7 GP)

GOALTENDER	TEAM	GPI	MINS	GA	AVG
Michael Leighton	PHI	14	757:13	31	2.46
Brian Boucher	PHI	12	655:37	27	2.47
Jaroslav Halak	MTL	18	1013:24	43	2.55
Evgeni Nabokov	SJS	15	889:51	38	2.56
Tuukka Rask	BOS	13	829:03	36	2.61

Wins (Min. 7 GP)

GOALTENDER	TEAM	GPI	MINS	W	L
Antti Niemi	CHI	22	1321:51	16	6
Jaroslav Halak	MTL	18	1013:24	9	9
Michael Leighton	PHI	14	757:13	8	3
Evgeni Nabokov	SJS	15	889:51	8	7
Tuukka Rask	BOS	13	829:03	7	6

Save Percentage (Min. 6 GP)

GOALTENDER	TEAM	GPI	MINS	GA	SA	S%	W	L
Jaroslav Halak	MTL	181013:24	43	562	.923	9	9	
Michael Leighton	PHI	14	757:13	31	.916	8	3	
Jimmy Howard	DET	12	720:26	33	.915	5	7	
Tuukka Rask	BOS	13	829:03	36	.912	7	6	
Antti Niemi	CHI	221321:51	58	645	.910	16	6	

PANTHERS ALL-TIME PLAYOFF HISTORY

1996 Eastern Conference Quarterfinals

DATE	OPPONENT	RESULT	SCORE	ATTENDANCE	GOALS
4/17	Boston	W	6-3	14,703*	Sheppard (2), Hough, Hull, Woolley , Garpenlov
4/22	Boston	W	6-2	14,703*	Jovanovski, Sheppard, Lowry (2) , Woolley,
Garpenlov					
4/24	@ Boston	W	4-2	14,922	Hull (2), Mellanby, Hough
4/25	@ Boston	L	2-6	14,810	Lindsay, Sheppard
4/27	Boston	W	4-3	14,703*	Skrudland, Laus, Lowry, Lindsay

1996 Eastern Conference Semifinals

DATE	OPPONENT	RESULT	SCORE	ATTENDANCE	GOALS
5/2	@ Philadelphia	W	2-0	17,380	Barnes , Lowry
5/4	@ Philadelphia	L	2-3	17,380	Sheppard, Lowry
5/7	Philadelphia	L	1-3	14,703*	Laus
5/9	Philadelphia	W-OT	4-3	14,703*	Niedermayer (2), Barnes, Lowry
5/12	@ Philadelphia	W-2OT	2-1	17,380	Barnes, Hough
5/14	Philadelphia	W	4-1	14,703*	Lindsay, Niedermayer , Lowry, Garpenlov

1996 Eastern Conference Finals

DATE	OPPONENT	RESULT	SCORE	ATTENDANCE	GOALS
5/18	@ Pittsburgh	W	5-1	17,355	Lowry (2), Fitzgerald (2) , Mellanby
5/20	@ Pittsburgh	L	2-3	17,181	Sheppard, Lindsay
5/24	Pittsburgh	W	5-2	14,703*	Sheppard, Dvorak, Barnes (2) , Straka
5/26	Pittsburgh	L	1-2	14,703*	Lowry
5/28	@ Pittsburgh	L	0-3	17,355	
5/30	Pittsburgh	W	4-3	14,703*	Mellanby, Lindsay, Straka, Niedermayer
6/1	@ Pittsburgh	W	3-1	17,355	Hough, Fitzgerald , Garpenlov

1996 Stanley Cup Finals

DATE	OPPONENT	RESULT	SCORE	ATTENDANCE	GOALS
6/4	@ Colorado	L	1-3	16,061	Fitzgerald
6/6	@ Colorado	L	1-8	16,061	Barnes
6/8	Colorado	L	2-3	14,703*	Sheppard, Niedermayer
6/10	Colorado	L-3OT	0-1	14,703*	

1997 Eastern Conference Quarterfinals

DATE	OPPONENT	RESULT	SCORE	ATTENDANCE	GOALS
4/17	NY Rangers	W	3-0	14,703*	Garpenlov , Muller, Niedermayer
4/20	NY Rangers	L	0-3	14,703*	
4/22	@ NY Rangers	L-OT	3-4	18,200	Garpenlov, Sheppard, Svehla
4/23	@ NY Rangers	L	2-3	18,200	Niedermayer, Nemirovsky
4/25	NY Rangers	L-OT	2-3	14,703*	Hough, Sheppard

2000 Eastern Conference Quarterfinals

DATE	OPPONENT	RESULT	SCORE	ATTENDANCE	GOALS
4/13	@ New Jersey	L	3-4	15,024	Niedermayer, Worrell, Sillinger
4/16	@ New Jersey	L	1-2	17,206	Sillinger
4/18	New Jersey	L	1-2	19,250*	Whitney
4/20	New Jersey	L	1-4	19,250*	Bure

*=Home Sellout Underline=GWG

PANTHERS 1996 PLAYOFF SCORING

NO	NAME	GP	G	A	PTS	PIM	+/-	PP	SH	GW	GT	SHOTS	PCTG	
10	Lowry	22	10	7	17	39	8	4	0	2	1	45	22.2	
26	Sheppard	21	8	8	16	0	4	3	0	0	0	47	17.0	
14	Barnes	22	6	10	16	4	10	2	0	2	0	57	10.5	
11	Lindsay	22	5	5	10	18	6	0	1	1	0	33	15.2	
27	Mellanby	22	3	6	9	44	-10	2	0	0	0	57	5.3	
55	*Jovanovski	22	1	8	9	52	2	0	0	0	0	51	2.0	
44	Niedermayer	22	5	3	8	12	-8	2	0	2	0	48	10.4	
21	Fitzgerald	22	4	4	8	34	3	0	0	2	0	31	12.9	
6	Woolley	13	2	6	8	14	3	1	0	1	0	27	7.4	
3	Laus	21	2	6	8	62	3	0	0	0	0	18	11.1	
29	Garpenlov	20	4	2	6	8	-2	0	0	0	0	35	11.4	
24	Svehla	22	0	6	6	32	3	0	0	0	0	38	.0	
18	Hough	22	4	1	5	8	5	0	0	2	1	38	10.5	
12	Hull	14	3	2	5	0	4	0	0	0	0	18	16.7	
28	Straka	13	2	2	4	2	-2	0	0	0	0	20	10.0	
9	*Dvorak	16	1	3	4	0	2	0	0	0	0	36	2.8	
20	Skrudland	21	1	3	4	18	6	0	0	0	0	27	3.7	
5	Murphy	14	0	4	4	6	1	0	0	0	0	53	.0	
2	Carkner	22	0	4	4	10	8	0	0	0	0	15	.0	
23	Warrener	21	0	3	3	10	3	0	0	0	0	14	.0	
40	*Washburn	1	0	1	1	0	0	0	0	0	0	0	.0	
34	Vanbiesbrouck	22	0	1	1	20	0	0	0	0	0	0	.0	
25	Smith	1	0	0	0	2	-1	0	0	0	0	0	.0	
30	Fitzpatrick	2	0	0	0	0	0	0	0	0	0	0	.0	
SW#	GOALTENDERS	GP	W	L	GAA	MINS	EN	SO	GA	SA	SV%	G	A	PIM
34	Vanbiesbrouck	22	12	10	2.25	1332	1	1	50	735	.932	0	1	20
30	Fitzpatrick	2	0	0	6.00	60	0	0	6	30	.800	0	0	0
	TOTALS	22	12	10	2.45	1397	1	1	56	765	.926	0	1	20

PANTHERS 1997 PLAYOFF SCORING

NO	NAME	GP	G	A	PTS	PIM	+/-	PP	SH	GW	GT	SHOTS	PCTG	
24	Svehla	5	1	4	5	4	-4	1	0	0	0	13	7.7	
5	Murphy	5	0	5	5	4	0	0	0	0	0	18	.0	
44	Niedermayer	5	2	1	3	6	-1	1	0	0	0	5	40.0	
9	Muller	5	1	2	3	4	-3	1	0	0	0	20	5.0	
29	Garpenlov	4	2	0	2	4	0	2	0	1	0	6	33.3	
26	Sheppard	5	2	0	2	0	-4	1	0	0	0	12	16.7	
27	Mellanby	5	0	2	2	4	-1	0	0	0	0	6	.0	
15	*Nemirovsky	3	1	0	1	0	-2	0	0	0	0	4	25.0	
18	Hough	5	1	0	1	2	-2	0	0	0	0	10	10.0	
11	Lindsay	3	0	1	1	8	0	0	0	0	0	4	.0	
21	Fitzgerald	5	0	1	1	0	-1	0	0	0	0	14	.0	
3	Laus	5	0	1	1	4	-3	0	0	0	0	6	.0	
23	Wells	3	0	0	0	0	-1	0	0	0	0	1	.0	
19	Dvorak	3	0	0	0	0	0	0	0	0	0	1	.0	
28	Straka	4	0	0	0	0	-2	0	0	0	0	2	.0	
2	Carkner	5	0	0	0	6	-3	0	0	0	0	7	.0	
12	Hull	5	0	0	0	0	-1	0	0	0	0	12	.0	
10	Lowry	5	0	0	0	0	-3	0	0	0	0	8	.0	
34	Vanbiesbrouck	5	0	0	0	0	0	0	0	0	0	0	.0	
55	Jovanovski	5	0	0	0	4	-4	0	0	0	0	7	.0	
7	Warrener	5	0	0	0	0	0	0	0	0	0	5	.0	
SW#	GOALTENDERS	GP	W	L	GAA	MINS	EN	SO	GA	SA	SV%	G	A	PIM
34	Vanbiesbrouck	5	1	4	2.38	328	0	1	13	184	.929	0	0	0
	TOTALS	5	1	4	2.37	329	0	1	13	184	.929	0	0	0

* Indicates rookie

PANTHERS 2000 PLAYOFF SCORING

NO	NAME	GP	G	A	PTS	PIM	+/-	PP	SH	GW	GT	SHOTS	PCTG	
10	Bure	4	1	3	4	-3	2	1	0	0	0	15	6.7	
16	Sillinger	4	2	1	3	-1	2	0	0	0	0	7	28.6	
14	Whitney	4	1	0	1	-2	4	0	0	0	0	17	5.9	
44	Niedermayer	4	1	0	1	-1	6	0	0	0	0	5	20.0	
8	Worrell	4	1	0	1	-2	8	0	0	0	0	6	16.7	
27	Mellanby	4	0	1	1	0	2	0	0	0	0	4	.0	
2	Pitlick	4	0	1	1	0	0	0	0	0	0	2	.0	
24	Svehla	4	0	1	1	0	4	0	0	0	0	4	.0	
12	Hicks	4	0	1	1	-1	4	0	0	0	0	4	.0	
25	Kozlov	4	0	1	1	-3	0	0	0	0	0	6	.0	
21	Parrish	4	0	1	1	-2	0	0	0	0	0	5	.0	
9	Barrie	4	0	0	0	-1	0	0	0	0	0	3	.0	
29	Vernon	4	0	0	0	0	10	0	0	0	0	0	.0	
4	Hedican	4	0	0	0	1	0	0	0	0	0	5	.0	
3	Laus	4	0	0	0	0	8	0	0	0	0	5	.0	
7	Wilson	4	0	0	0	-5	0	0	0	0	0	1	.0	
22	Simpson	4	0	0	0	-4	4	0	0	0	0	2	.0	
13	Kvasha	4	0	0	0	0	0	0	0	0	0	6	.0	
28	Spacek	4	0	0	0	-1	0	0	0	0	0	7	.0	
SW#	GOALTENDERS	GP	W	L	GAA	MINS	EN	SO	GA	SA	SV%	G	A	PIM
29	Vernon	4	0	4	3.04	237	0	0	12	136	.912	0	0	10
	TOTALS	4	0	4	3.00	240	0	0	12	136	.912	0	0	10

TOP PLAYOFF SCORERS VS. PANTHERS

Only Players with Three or More Points are Listed

PLAYER	TEAM	GP	G	A	PTS	PLAYER	TEAM	GP	G	A	PTS
Oates, Adam	BOS	5	2	5	7	Leetch, Brian	NYR	5	0	4	4
Bourque, Ray	BOS	5	1	6	7	Sundstrom, Niklas	NYR	5	0	4	4
Lemieux, Mario	PIT	7	1	6	7	Corbet, Rene	COL	4	2	1	3
Gretzky, Wayne	NYR	5	4	2	6	Krupp, Uwe	COL	4	2	1	3
Lindros, Eric	PHI	6	3	3	6	McEachern, Shawn	BOS	5	2	1	3
Nedved, Petr	PIT	7	3	3	6	Renberg, Mikael	PHI	6	2	1	3
Forsberg, Peter	COL	4	3	2	5	Kamensky, Valeri	COL	4	1	2	3
Messier, Mark	NYR	5	2	3	5	Rafalski, Brian	NJ	4	1	2	3
LeClair, John	PHI	6	2	3	5	Donato, Ted	BOS	5	1	2	3
Sakic, Joe	COL	4	1	4	5	Rohloff, Jon	BOS	5	1	2	3
Jagr, Jaromir	PIT	7	1	4	5	Stumpel, Jozef	BOS	5	1	2	3
Svoboda, Petr	PHI	6	0	5	5	Brind'Amour, Rod	PHI	6	1	2	3
Toochet, Rick	BOS	5	4	0	4	Quinn, Dan	PHI	6	1	2	3
Robitaille, Luc	NYR	5	3	1	4	Daigneault, J.J.	PIT	7	1	2	3
Tikkanen, Esa	NYR	5	3	1	4	Zubov, Sergei	PIT	7	1	2	3
Stevens, Scott	NJ	4	2	2	4	Holik, Bobby	NJ	4	0	3	3
Moger, Sandy	BOS	5	2	2	4	Lidster, Doug	NYR	5	0	3	3
Smolinski, Bryan	PIT	7	2	2	4	Roche, Dave	PIT	7	0	3	3
Elias, Patrik	NJ	4	1	3	4	Tamer, Chris	PIT	7	0	3	3
Deadmarsh, Adam	COL	4	0	4	4						

ALL-TIME PANTHERS PLAYOFF LEADERS

PLAYER	GOALS	PLAYER	GAME-WINNING GOALS		
Dave Lowry	10	Stu Barnes	2		
Ray Sheppard	10	Tom Fitzgerald	2		
Rob Niedermayer	8	Mike Hough	2		
Stu Barnes	6	Dave Lowry	2		
Bill Lindsay	5	Rob Niedermayer	2		
PLAYER	ASSISTS	LEFT WINGS	G	A	PTS
Robert Svehla	11	Dave Lowry	10	7	17
Stu Barnes	10	Bill Lindsay	5	6	11
Scott Mellanby	9				
Gord Murphy	9	CENTERS	G	A	PTS
Ray Sheppard	8	Stu Barnes	6	10	16
Ed Jovanovski	8	Rob Niedermayer	8	4	12
PLAYER	POINTS	RIGHT WINGS	G	A	PTS
Ray Sheppard	18	Ray Sheppard	10	8	18
Dave Lowry	17	Scott Mellanby	3	9	12
Stu Barnes	16				
Scott Mellanby	12	DEFENSEMEN	G	A	PTS
Rob Niedermayer	12	Robert Svehla	1	11	12
Robert Svehla	12	Paul Laus	2	7	9
PLAYER	GAMES	Ed Jovanovski	1	8	9
Scott Mellanby	31	Jason Woolley	2	6	8
Robert Svehla	31	GOALTENDER GAMES			
Paul Laus	30	John Vanbiesbrouck	27		
8 Players w/	27	Mike Vernon	4		
		Mark Fitzpatrick	2		
PLAYER	PIM	WINS			
Paul Laus	74	John Vanbiesbrouck	13		
Ed Jovanovski	56				
Scott Mellanby	43	SHUTOUTS			
Robert Svehla	40	John Vanbiesbrouck	2		
Tom Fitzgerald	34				
PLAYER	POWER-PLAY GOALS	GOALS-AGAINST AVERAGE			
Dave Lowry	4	John Vanbiesbrouck	2.31		
Ray Sheppard	4	Mike Vernon	3.04		
Rob Niedermayer	3	Mark Fitzpatrick	6.00		
PLAYER	SHORT-HANDED GOALS				
Bill Lindsay	1				

PLAYOFF GOALTENDING VS. PANTHERS

NAME	TEAM	GP	W	L	T	SO	GA	MIN	AAA
Barrasso, Tom	PIT	6	3	3	0	1	15	358	2.51
Billington, Craig	BOS	1	0	1	0	0	6	60	6.00
Brodeur, Martin	NJ	4	4	0	0	0	6	240	1.50
Hextall, Ron	PHI	6	2	4	0	0	14	389	2.16
Ranford, Bill	BOS	4	1	3	0	0	16	239	4.02
Richter, Mike	NYR	5	4	1	0	1	10	328	1.83
Roy, Patrick	COL	4	4	0	0	1	4	284	0.85
Snow, Garth	PHI	1	0	0	0	0	0	1	0.00
Wregget, Ken	PIT	1	0	1	0	0	5	60	5.00

TEAM PLAYOFF RECORDS: PERIOD

Most...

GOALS – 3 – Several times. MR: (2nd per.) vs. NY Rangers (4/17/97)

GOALS AGAINST – 4 – (1st per.) at Colorado (6/6/96)

GOALS BOTH TEAMS – 5 – Twice (2nd per.) vs. Boston (4/22/96) and (1st per.) at Colorado (6/6/96)

PENALTY MINUTES – 39 – (1st per.) vs. Boston (4/22/96)

PENALTY MINUTES BY OPPONENT – 35 – (1st per.) vs. Boston (4/22/96)

PENALTY MINUTES BY BOTH TEAMS – 74 – (1st per.) vs. Boston (4/22/96)

SHOTS ON GOAL AT HOME – 23 – (3rd per.) vs. Pittsburgh (5/24/96)

SHOTS ON GOAL ON ROAD – 15 – (2nd per.) at Colorado (6/6/96)

SHOTS AGAINST AT HOME – 24 – (2nd per.) vs. Philadelphia (5/9/96)

SHOTS AGAINST ON ROAD – 17 – Twice (1st per.) at Philadelphia (5/4/96) and (1st per.) at Pittsburgh (5/28/96)

POWER-PLAY GOALS – 2 – 3 times (2nd per.) vs. Boston (4/17/96), (2nd per.) vs. NY Rangers (4/17/97) and (2nd per.) at NY Rangers (4/22/97)

POWER-PLAY GOALS AGAINST – 3 – (1st per.) at Colorado (6/6/96)

SHORT-HANDED GOALS – 1 – (1st per.) vs. Philadelphia (5/14/96)

SHORT-HANDED GOALS AGAINST – 1 – 3 times (2nd per.) at New Jersey (4/16/00), (1st per.) at Boston (4/25/96) and (2nd per.) vs. Boston (4/22/96)

Fewest...

SHOTS ON GOAL – 1 – (2nd per.) vs. New Jersey (4/18/00)

SHOTS ON GOAL AGAINST – 2 – (3rd per.) vs. Pittsburgh (5/24/96)

Fastest...

OPENING GOAL – :30 – Jody Hull at Boston (4/24/96)

OVERTIME GOAL – 4:06 (OF 1ST OT) – Dave Lowry vs. Philadelphia (5/9/96)

OPENING GOAL AGAINST – :39 – Mark Messier vs. NY Rangers (4/25/97)

OVERTIME GOAL AGAINST – 12:02 (OF 1ST OT) – Esa Tikkanen vs. NY Rangers (4/25/97)

OPENING GOAL, HOME – 1:02 – Rob Niedermayer vs. Philadelphia (5/9/96)

TWO GOALS SCORED BY ONE PLAYER – 3:09 – Dave Lowry (2nd per.) vs. Boston (4/22/96)

OPENING GOAL, ROAD – :30 – Jody Hull at Boston (4/24/96)

TWO GOALS AGAINST BY ONE PLAYER – 1:19 – Peter Forsberg (1st per.) at Colorado (6/6/96)

OPENING GOAL AGAINST, HOME – :39 – Mark Messier vs. NY Rangers (4/25/97)

TWO GOALS – :25 – Ray Sheppard/Mike Hough (1st per.) vs. Boston (4/17/96)

OPENING GOAL AGAINST, ROAD – 1:38 – Scott Stevens at New Jersey (4/13/00)

TWO GOALS AGAINST – :31 – Rene Corbet/Valeri Kamensky (2nd per.) at Colorado (6/6/96)

GOAL FROM START OF PERIOD – :29 – Ray Sheppard (3rd per.) at Pittsburgh (5/20/96)

THREE GOALS – 1:17 – Sheppard 7:37, Hough 8:02, Hull 8:54, (1st per.) vs. Boston (4/17/96)

GOAL FROM START OF PERIOD AGAINST – :27 – Petr Nedved (2nd per.) vs. Pittsburgh (5/24/96)

THREE GOALS AGAINST – 3:49 – Young 10:32, Ricci 12:21, Krupp 14:21, (2nd per.) at Colorado (6/4/96)

TEAM PLAYOFF RECORDS: GAME

Most...

- DECISIVE WIN** – 6-2 – vs. Boston (4/22/96) and 5-1 at Pittsburgh (5/18/96)
- DECISIVE WIN AT HOME** – 6-2 – vs. Boston (4/22/96)
- DECISIVE WIN ON ROAD** – 5-1 – at Pittsburgh (5/18/96)
- DECISIVE SHUTOUT** – 3-0 – vs. NY Rangers (4/17/97)
- DECISIVE SHUTOUT WIN AT HOME** – 3-0 – vs. NY Rangers (4/17/97)
- DECISIVE SHUTOUT WIN ON ROAD** – 2-0 – at Philadelphia (5/2/96)
- DECISIVE LOSS** – 8-1 – at Colorado (6/6/96)
- DECISIVE LOSS AT HOME** – Twice 4-1 – vs. New Jersey (4/20/00) and 3-0 vs. NY Rangers (4/20/97)
- DECISIVE LOSS ON ROAD** – 8-1 – at Colorado (6/6/96)
- DECISIVE SHUTOUT LOSS** – Twice 3-0 – at Pittsburgh (5/28/96) and 3-0 vs. NY Rangers (4/20/97)
- DECISIVE SHUTOUT LOSS AT HOME** – 3-0 – vs. NY Rangers (4/20/97)
- DECISIVE SHUTOUT LOSS ON ROAD** – 3-0 – at Pittsburgh (5/28/96)
- GOALS** – 6 – Twice - vs. Boston (4/17/96 and 4/22/96)
- GOALS AT HOME** – 6 – Twice - vs. Boston (4/17/96 and 4/22/96)
- GOALS ON ROAD** – 5 – at Pittsburgh (5/18/96)
- GOALS BOTH TEAMS** – 9 – vs. Boston (4/17/96), 6-3 (W) and at Colorado (6/6/96), 8-1 (L)
- GOALS AGAINST** – 8 – at Colorado (6/6/96), 8-1 (L)
- GOALS AGAINST AT HOME** – 4 – vs. New Jersey (4/20/00), 4-1 (L)
- GOALS AGAINST ON ROAD** – 8 – at Colorado (6/6/96), 8-1 (L)
- ASSISTS** – 11 – vs. Boston (4/17/96)
- SCORING POINTS** – 17 – vs. Boston (4/17/96)
- PENALTY MINUTES** – 57 – vs. Boston (4/22/96)
- PENALTY MINUTES BY OPPONENT** – 64 – vs. Boston (4/22/96)
- PENALTY MINUTES BY BOTH TEAMS** – 121 – vs. Boston (4/22/96)
- PENALTIES** – 19 – (57 PIM) vs. Boston (4/22/96)
- PENALTIES BY OPPONENT** – 21 – (64 PIM) vs. Boston (4/22/96)
- POWER-PLAY GOALS** – 2 - 4 times – at NY Rangers (4/22/97), vs. NY Rangers (4/17/97), at Pittsburgh (5/18/96) and vs. Boston (4/17/96)
- POWER-PLAY GOALS AGAINST** – 4 – at Colorado (6/6/96)
- SHORT-HANDED GOALS** – 1 – vs. Philadelphia (5/14/96)
- SHORT-HANDED GOALS AGAINST** – 1 – 3 times - at New Jersey (4/16/00), at Boston (4/25/96) and vs. Boston (4/22/96)
- SHOTS ON GOAL** – 63 – vs. Colorado (6/10/96)
- SHOTS ON GOAL AT HOME** – 63 – vs. Colorado (6/10/96)
- SHOTS ON GOAL ON ROAD** – 42 – vs. Philadelphia (5/12/96)
- SHOTS ON GOAL BOTH TEAMS** – 119 – vs. Colorado (6/10/96)
- SHOTS AGAINST** – 56 – vs. Colorado (6/10/96)
- SHOTS AGAINST AT HOME** – 56 – vs. Colorado (6/10/96)
- SHOTS AGAINST ON ROAD** – 47 – at Philadelphia (5/4/96)

Fewest...

- PENALTY MINUTES** – 2 – vs. Colorado (6/8/96)
- PENALTY MINUTES BY OPPONENT** – 4 – vs. Colorado (6/8/96)
- PENALTY MINUTES BY BOTH TEAMS** – 6 – vs. Colorado (6/8/96)
- SHOTS ON GOAL** – 15 – at Philadelphia (5/2/96)
- SHOTS ON GOAL AT HOME** – 22 – vs. New Jersey (4/18/00)
- SHOTS ON GOAL ON ROAD** – 15 – at Philadelphia (5/2/96)
- SHOTS ON GOAL BOTH TEAMS** – 33 – at Philadelphia (5/2/96)
- SHOTS AGAINST** – 18 – at Philadelphia (5/2/96)
- SHOTS AGAINST AT HOME** – 22 – vs. Colorado (6/8/97)
- SHOTS AGAINST ON ROAD** – 18 – at Philadelphia (5/2/96)

TEAM PLAYOFF RECORDS: SEASON

Most...

GOALS – 61 – (1996)

ASSISTS – 95 – (1996)

POINTS (GOALS/ASSISTS) – 156 – (1996)

PENALTY MINUTES – 395 – (1996)

GOALS AT HOME – 37 – (1996)

GOALS ON ROAD – 24 – (1996)

GOALS AGAINST – 57 – (1996)

POWER-PLAY GOALS – 14 – (1996)

POWER-PLAY GOALS AGAINST – 20 – (1996)

SHORT-HANDED GOALS – 1 – (1996)

SHORT-HANDED GOALS AGAINST – 2 – (1996)

SHUTOUTS – 1 – (1996 and 1997)

SHUTOUTS AT HOME – 1 – (1997)

SHUTOUTS ON ROAD – 1 – (1996)

SHUTOUTS AGAINST – 2 – (1996)

SHUTOUTS AGAINST AT HOME – 1 – (1996 and 1997)

SHUTOUTS AGAINST ON ROAD – 1 – (1996)

GAMES – 22 – (1996)

WINS – 12 – (1996)

WINS AT HOME – 7 – (1996)

WINS ON ROAD – 5 – (1996)

LOSSES – 10 – (1996)

LOSSES AT HOME – 4 – (1996)

LOSSES ON ROAD – 6 – (1996)

TEAM PLAYOFF RECORDS: STREAKS

Longest...

WIN STREAK – 4 GAMES – 5/9 - 5/18/96

WIN STREAK AT HOME – 3 GAMES – 4/17 - 4/27/96 and 5/9 - 5/24/96

WIN STREAK ON ROAD – 2 GAMES – 5/12 - 5/18/96

WIN STREAK VS. A SINGLE TEAM – 3 GAMES – vs. Boston 4/17 - 4/24/96 and vs. Philadelphia 5/9 - 5/14/96

WIN STREAK AT HOME VS. A SINGLE TEAM – 3 GAMES – vs. Boston 4/17 - 4/27/96

WIN STREAK ON ROAD VS. A SINGLE TEAM – 1 GAME – many times

LOSING STREAK – 4 GAMES – 4 times - 4/13 - 4/20/00, 4/20 - 4/25/97 and 6/4 - 6/10/96

LOSING STREAK AT HOME – 2 GAMES – 4/18 - 4/20/00, 4/20 - 4/25/97 and 6/8 - 6/10/96

LOSING STREAK ON ROAD – 2 GAMES – 4/13 - 4/16/00, 4/22-4/23/97, 5/20-5/28/96 and 6/4-6/6/96

LOSING STREAK VS. A SINGLE TEAM – 4 GAMES – vs. New Jersey (4/13 - 4/20/00), vs. NY Rangers (4/20 - 4/25/97) and vs. Colorado (6/4 - 6/10/96)

LOSING STREAK AT HOME VS. A SINGLE TEAM – 2 GAMES – vs. New Jersey (4/18 - 4/20/00), vs. NY Rangers (4/20 - 4/25/97) and vs. Colorado (6/8 - 6/10/96)

LOSING STREAK ON ROAD VS. A SINGLE TEAM – 2 GAMES – vs. New Jersey (4/13 - 4/15/00), vs. NY Rangers (4/22 - 4/23/97), vs. Colorado (6/4 - 6/6/96) and vs. Pittsburgh (5/20 - 5/28/96)

CONSECUTIVE SHUTOUT STREAK – 1 GAME – 5/2/96 at Philadelphia 2-0 (Vanbiesbrouck) and 4/17/97 vs. NY Rangers 3-0 (Vanbiesbrouck)

CONSECUTIVE SHUTOUT STREAK AGAINST – 1 GAME – 5/28/96 at Pittsburgh 3-0 (Barrasso), 6/10/96 vs. Colorado 1-0 (Roy) and 4/20/97 vs. NY Rangers 3-0 (Richter)

CONSECUTIVE GAMES WITHOUT BEING SHUT OUT – 15 GAMES – 4/17 - 5/26/96

CONSECUTIVE GAMES WITHOUT SHUTTING OUT OPPONENT – 16 GAMES – 5/4 - 6/10/96

CONSECUTIVE SHUTOUT MINUTES – 1:41:31 – John Vanbiesbrouck 6/8 - 6/10/96

INDIVIDUAL PLAYOFF RECORDS: PERIOD

Most...

GOALS – 2 – Dave Lowry (2nd per.) vs. Boston (4/22/96), Rob Niedermayer (1st per.) vs. Philadelphia (5/9/96) and Stu Barnes (3rd per.) vs. Pittsburgh (5/24/96)

GOALS AGAINST – 3 – Peter Forsberg (1st per.) at Colorado (6/6/96) and Wayne Gretzky (2nd per.) at NY Rangers (4/23/97)

ASSISTS – 3 – Stu Barnes (2nd per.) vs. Boston (4/22/96) and Robert Svehla (2nd per.) vs. NY Rangers (4/17/97)

ASSISTS AGAINST – 3 – Joe Sakic (1st per.) at Colorado (6/6/96)

POINTS – 3 – Stu Barnes (2nd per.) vs. Boston (4/22/96), Ray Sheppard (2nd per.) vs. Boston (4/22/96) and Robert Svehla (2nd per.) vs. NY Rangers (4/17/97)

POINTS AGAINST – 3 – Peter Forsberg (1st per.) at

Colorado (6/6/96), Joe Sakic (1st per.) at Colorado (6/6/96) and Wayne Gretzky (2nd per.) at NY Rangers (4/23/97)

POWER-PLAY GOALS – 1 – Several times. MR: Pavel Bure (1st per.) vs. New Jersey (4/20/00)

POWER-PLAY GOALS AGAINST – 2 – Peter Forsberg (1st per.) at Colorado (6/6/96)

SHORT-HANDED GOALS – 1 – Bill Lindsay (1st per.) vs. Philadelphia (5/14/96)

SHORT-HANDED GOALS AGAINST – 1 – Scott Niedermayer (2nd per.) at New Jersey (4/16/00), Adam Oates (3rd per.) at Boston (4/25/96) and Steven Heinze (2nd per.) vs. Boston (4/22/96)

PENALTY MINUTES – 15 – Paul Laus (1st per.) vs. Boston (4/22/96)

PENALTY MINUTES AGAINST – 17 – Shjon Podein (3rd per.) vs. Philadelphia (5/7/96)

INDIVIDUAL PLAYOFF RECORDS: GAME

Most...

GOALS – 2 – Several times. MR: Stu Barnes vs. Pittsburgh (5/24/96)

GOALS AGAINST – 3 – Peter Forsberg at Colorado (6/6/96) and Wayne Gretzky at NY Rangers (4/23/97)

ASSISTS – 3 – Stu Barnes vs. Boston (4/17/96), Ray Sheppard vs. Boston (4/22/96), Dave Lowry vs. Pittsburgh (5/24/96) and Robert Svehla vs. NY Rangers (4/17/97)

ASSISTS AGAINST – 4 – Joe Sakic at Colorado (6/6/96)

POINTS – 4 – Ray Sheppard (1-3-4) vs. Boston (4/22/96)

POINTS AGAINST – 4 – Adam Oates (2-2-4) at Boston (4/25/96) and Joe Sakic (0-4-4) at Colorado (6/6/96)

POWER-PLAY GOALS – 1 – Several times. MR: Pavel Bure vs. New Jersey (4/20/00)

POWER-PLAY GOALS AGAINST – 2 – Rick Tocchet vs. Boston (4/17/96) and Peter Forsberg at Colorado (6/6/96)

SHORT-HANDED GOALS – 1 – Bill Lindsay vs. Philadelphia (5/14/96)

SHORT-HANDED GOALS AGAINST – 1 – Scott Niedermayer vs. New Jersey (4/16/00), Adam Oates at Boston (4/25/96) and Steve Heinze vs. Boston (4/22/96)

PENALTY MINUTES – 21 – Paul Laus vs. Boston (4/22/96)

PENALTY MINUTES AGAINST – 17 – Dean Chynoweth vs. Boston (4/22/96) and Shjon Podein vs. Philadelphia (5/7/96)

By Defensemen...

GOALS – 1 – Several times. MR: Robert Svehla at NY Rangers (4/22/97)

ASSISTS – 3 – Robert Svehla vs. NY Rangers (4/17/97)

POINTS – 3 – Robert Svehla vs. NY Rangers (4/17/97)

INDIVIDUAL PLAYOFF RECORDS: SEASON

Most...

GAMES PLAYED – 22 – 11 Players (1996)

GOALS – 10 – Dave Lowry (1996)

ASSISTS – 10 – Stu Barnes (1996)

POINTS – 17 – Dave Lowry (1996)

PENALTY MINUTES – 62 – Paul Laus (1996)

POWER-PLAY GOALS – 4 – Dave Lowry (1996)

SHORT-HANDED GOALS – 1 – Bill Lindsay (1996)

GAME-WINNING GOALS – 2 – Dave Lowry, Stu Barnes, Rob Niedermayer, Tom Fitzgerald and Mike Hough (1996)

SHOTS ON GOAL – 57 – Stu Barnes and Scott Mellanby (1996)

HAT TRICKS – None

GOALS BY DEFENSEMAN – 2 – Jason Woolley and Paul Laus (1996)

ASSISTS BY DEFENSEMAN – 8 – Ed Jovanovski (1996)

POINTS BY DEFENSEMAN – 9 – Ed Jovanovski (1996)

PENALTY MINUTES BY DEFENSEMAN – 62 – Paul Laus (1996)

POWER-PLAY GOALS BY DEFENSEMAN – 1 – Jason Woolley (1996) and Robert Svehla (1997)

SHORT-HANDED GOALS BY DEFENSEMAN – None

GAME-WINNING GOALS BY DEFENSEMAN – 1 – Jason Woolley (1996)

SHOTS BY DEFENSEMAN – 53 – Gord Murphy (1996)

GAMES BY ROOKIE – 22 – Ed Jovanovski (1996)

GOALS BY ROOKIE – 1 – Radek Dvorak and Ed Jovanovski (1996) and Dave Nemirovsky (1997)

ASSISTS BY ROOKIE – 8 – Ed Jovanovski (1996)

POINTS BY ROOKIE – 9 – Ed Jovanovski (1996)

PENALTY MINUTES BY ROOKIE – 52 – Ed Jovanovski (1996)

POWER-PLAY GOALS BY ROOKIE – None

SHORT-HANDED GOALS BY ROOKIE – None

GAME-WINNING GOALS BY ROOKIE – None

SHOTS BY ROOKIE – 51 – Ed Jovanovski (1996)

WINS BY GOALTENDER – 12 – John Vanbiesbrouck (1996)

SHUTOUTS – 1 – John Vanbiesbrouck (1996 and 1997)

PENALTY MINUTES BY GOALTENDER – 20 – John Vanbiesbrouck (1996)

ASSISTS/POINTS BY GOALTENDER – 1 – John Vanbiesbrouck (1996)

INDIVIDUAL PLAYOFF RECORDS: STREAKS

Longest...

GAMES PLAYED – 22 – 11 Players (1996)

GOAL STREAK – 3 GAMES – Dave Lowry (4/27 - 5/4/96)

ASSIST STREAK – 5 GAMES – Jason Woolley (4/17 - 4/27/96)

POINT STREAK – 7 GAMES – Dave Lowry (5/9 - 5/26/96)

GOALTENDING PLAYOFF RECORDS

Period...

MOST GOALS ALLOWED – 4 – John Vanbiesbrouck (1st per.) at Colorado (6/6/96)

MOST SHOTS FACED – 24 – John Vanbiesbrouck (2nd per.) vs. Philadelphia (5/9/96)

MOST SHOTS, OPPONENT – 23 – Tom Barrasso (3rd per.) vs. Pittsburgh (5/24/96)

MOST SAVES – 22 – John Vanbiesbrouck (2nd per.) vs. Philadelphia (5/9/96)

MOST SAVES, OPPONENT – 20 – Tom Barrasso (3rd per.) vs. Pittsburgh (5/24/96)

Game...

FEWEST GOALS AGAINST – 0 – John Vanbiesbrouck at Philadelphia (5/2/96) and vs. NY Rangers (4/17/97)

MOST GOALS AGAINST – 4 – Mike Vernon vs. New Jersey (4/20/00), John Vanbiesbrouck at NY Rangers (4/22/97), at Colorado (6/6/96) and at Boston (4/25/96) and Mark Fitzpatrick at Colorado (6/6/96)

MOST SHOTS AGAINST – 56 – John Vanbiesbrouck vs. Colorado (6/10/96)

MOST SAVES – 55 – John Vanbiesbrouck vs. Colorado (6/10/96)

MOST PENALTIES – 2 – John Vanbiesbrouck vs. Boston (4/22/96) and vs. Philadelphia (5/7/96)

MOST PENALTY MINUTES – 10 – Mike Vernon at New Jersey (4/13/00)

MOST POINTS – 1 – John Vanbiesbrouck at Boston (4/25/96)

Season...

MOST CONSECUTIVE STARTS – 22 – John Vanbiesbrouck (1996)

MOST CONSECUTIVE GAMES PLAYED – 22 – John Vanbiesbrouck (1996)

LONGEST WIN STREAK – 4 GAMES – John Vanbiesbrouck (5/9 - 5/18/96)

LONGEST LOSING STREAK – 4 GAMES – Mike Vernon (4/13 - 4/20/00) and John Vanbiesbrouck (4/20 - 4/25/97 and 6/4 - 6/10/96)

CONSECUTIVE SCORELESS MINUTES – 141:31 – John Vanbiesbrouck vs. Colorado (6/8 - 6/10/96)

ROOKIE PLAYOFF RECORDS

Period...

GOALS – 1 – Ed Jovanovski (1st per.) vs. Boston (4/22/96), Radek Dvorak (2nd per.) vs. Pittsburgh (5/24/96) and Dave Nemirovsky (3rd per.) at NY Rangers (4/23/97)

ASSISTS – 1 – Several times. MR: Ed Jovanovski (1st per.) vs. Colorado (6/8/96)

POINTS – 1 – Several times. MR: Dave Nemirovsky (3rd per.) at NY Rangers (4/23/97)

PENALTY MINUTES – 12 – Ed Jovanovski (3rd per.) vs. Philadelphia (5/7/96)

Game...

GOALS – 1 – Ed Jovanovski vs. Boston (4/22/96), Radek Dvorak vs. Pittsburgh (5/24/96) and Dave Nemirovsky at NY Rangers (4/23/97)

ASSISTS – 2 – Ed Jovanovski vs. Philadelphia (5/9/96)

POINTS – 2 – Ed Jovanovski vs. Philadelphia (5/9/96) and Radek Dvorak vs. Pittsburgh (5/24/96)

PENALTY MINUTES – 14 – Ed Jovanovski vs. Philadelphia (5/7/96)

POWER-PLAY GOALS – None

SHORT-HANDED GOALS – None

2010-2011 GENERAL INFORMATION





BankAtlantic Center

The image shows the exterior of the BankAtlantic Center at night. The building is a modern structure with large glass windows and a light-colored facade. The name "BankAtlantic Center" is illuminated in white letters along the top edge of the building. In the foreground, there are several large, green, umbrella-shaped structures supported by tall poles. The ground is paved with a striped pattern, and there are people walking around. The sky is dark, and the overall atmosphere is illuminated by the building's lights and the green umbrellas.

BankAtlantic Center

FLORIDA PANTHERS MEDIA INFORMATION

Media Credentials

Media Credentials will be issued for working members of the media only. Non-working media members, children and friends will not be allowed into the press box or press lounge.

There will be two types of game credentials – one type will allow press box access (working press, radio/TV and visiting team official) and one that will not have press box access (photo/tech and cameramen). Cameramen and technicians are asked to remain in the Press Lounge when not filming. Contact Justin Copertino at (954) 835-7712 for credential information.

Press Entrance

The press entrance is located at the northwest corner of the BankAtlantic Center, just to the left of the arena's loading docks. It will open an hour and a half before the start of each game and close half an hour after the game begins. Please use the press entrance or the security entrance when attending Panthers practices at the BankAtlantic Center.

Press Box Access

To access the Press Box, please exit the Press Lounge at the same door you entered and proceed approximately 40 yards to the press express elevator, which will be on the right. Take the press express elevator to the Sky View Level, which will open directly into the Press Box.

Dressing Room Access

From the Press Lounge: Proceed out the back door of the Press Room and take an immediate left. Follow the corridor until you reach the marked locker room doors or the post-game interview room – approximately 30 yards on the right.

From the Press Box: Upon departing the press express elevator on the event level, proceed to the right and follow the corridor until you reach the locker rooms – approximately 15 yards past the security booth.

Working Press Pass Holders

Working press members will be assigned a seat in the Press Box, which you can access at the Sky View Level off of the press express elevators. Seating charts are posted throughout the Press Box on game nights.

Local media outlets are asked to have telephone lines installed at the BankAtlantic Center. The organization has installed phone lines in the first row of seating for use by the visiting team's media only. Please contact the Panthers' communications staff for more information.

Photo/Tech Pass Holders

Still photographers will be assigned locations, which will be posted on a nightly basis in the Press Lounge. Locations in different areas of the BankAtlantic Center will be identified during the preseason and relayed to the media before the start of the regular season.

Media Parking

The Panthers can offer a limited number of parking spaces available to the media on a seasonal basis that will be located in a fenced-in lot at the northwest corner of the BankAtlantic Center, near the press entrance. Please submit any requests for parking 24 hours prior to game to Justin Copertino at (954) 835-7712. The club will have a very limited number of game-by-game parking passes available and they will be issued on a first-come, first-served basis.

Press Meals

Upon receiving your credential from a Panthers communications representative at the press walk-call, each member of the media may proceed to the Press Lounge. Meals may be purchased after signing in with Press Room food service individuals.



Head Coach Peter DeBoer

Saveology.com Iceplex

The Saveology.com Iceplex is a 125,000 square foot, state-of-the-art recreational skating and entertainment complex that houses three ice rinks and is the first designed multi-sheet facility in Florida. This facility, which opened its doors in Nov. 1996, is also the primary practice facility for the NHL's Florida Panthers.


The Saveology.com Iceplex embarked on an additional expansion project during 2009 that saw an additional 50,000 square feet including a third NHL regulation size ice surface and a state-of-the-art training facility for the Florida Panthers. The expansion of the Saveology.com Iceplex to three rinks makes it the only triple-ice facility south of Washington, D.C. Along with the third sheet of ice, the Saveology.com Iceplex added a 15,000 sq.-foot training facility for the Panthers. The training facility includes staff offices, a player's lounge, locker room, meeting room, media work room, video facility and a gym.

The Saveology.com Iceplex has hosted a variety of prestigious events including the Sunshine State Figure Skating Championships, the Florida State High School Hockey Championships, the State Amateur Hockey of Florida Championships, Special Olympics Florida and the USA Hockey National Championships. The facility also hosts the

Florida Panthers developmental camp, summer hockey schools, the Panthers Cup, as well as adult league hockey tournaments. The Saveology.com Iceplex was also named by USA Hockey Magazine as one of the 10 coolest rinks in the United States and continues to be one of the busiest facilities in the country.

The expansion of Saveology.com Iceplex continues the building's commitment to being one of the premier ice facilities in the country. The third sheet of ice is used primarily for the Panthers but is also used by Saveology.com Iceplex's figure skating programs, as well as the highly regarded Florida Jr. Panthers travel hockey club. The Saveology.com Iceplex

In addition to daily public skating sessions, the Saveology.com Iceplex also hosts youth and adult hockey, figure skating, curling and learn to skate programs.



BANKATLANTIC CENTER



The BankAtlantic Center is the preeminent sports and entertainment venue in Florida, and among the best in the world, with more than two million customers entering its doors each year. Host to more than 200 events annually including Florida Panthers hockey, the BankAtlantic Center annually ranks among the top 10 venues in the United States.

BankAtlantic, Florida's Most Convenient Bank, partnered with 'The Center of It All' on Sept. 6, 2005 as part of 10-year agreement for the venue's naming rights.

Spectators have enjoyed Florida Panthers hockey, concert headliners like Jonas Brothers, Jay-Z, Bon Jovi, Aerosmith, Van Halen, Taylor Swift, Michael Buble, Bruce Springsteen, Jimmy Buffett, Metallica and Shakira as well as family shows like Walking with Dinosaurs, Disney on Ice, the Harlem Globetrotters and Monster Jam. In addition, the venue has played host to the 2001 NHL Entry Draft and the 2003 NHL All-Star Game, as well as acting as the annual home for the MetroPCS Orange Bowl Basketball Classic.

The BankAtlantic Center offers versatile programming reflective of the rich diversity of the South Florida community. Annual events at the BankAtlantic Center include college and high school commencement ceremonies, corporate functions, charity events, youth hockey games, motivational seminars and much more.

The ADT Club located on the club level offers five-star food and beverage for every event, VIP club parking, executive concierge services, private business services, lounge area and much more. The Coach's Club encompasses approximately 8,000 square feet and caters to approximately 500 guests with a Panthers themed interior design, full-service bar, outdoor patio, specialty buffet and tremendous sidelines. The Patron Tequila Platinum Club offers fans another luxury seating and dining option inside the BankAtlantic Center.

The BankAtlantic Center is also the home for private loge box seating. These state of the art boxes include the upscale amenities of a luxury suite with the excitement of sitting in the arena bowl. Amenities include comfortable, swivel contoured chair with seating for four or eight people, countertop dining and viewing opportunities with access to the BankAtlantic Chairman's Club, waiter/waitress service, concierge service and more.

Other destinations at the BankAtlantic Center:

- ADT Club
- BankAtlantic's Chairman's Club
- Black Velvet Lounge
- Bud Select District
- Budweiser Terrace
- Carls Patios
- Coach's Corner
- Coca-Cola Food Courts
- Comcast Entertainment Zone
- JetBlue Tarmac
- Lexus VIP Lot
- Patron Tequila Platinum Club
- Svedka Center Ice Bar
- The Learning Experience Club House For Kids

PANTHERS IN THE COMMUNITY



FLORIDA PANTHERS FOUNDATION

Florida Panthers Foundation

The mission of the Florida Panthers Foundation is to build a better future for the children of South Florida. Through philanthropic partnerships, grants, donations and community outreach programs, the Foundation maintains a focus on children's health, fitness, education and cultural needs. The Florida Panthers Foundation is a non-profit organization that has donated significant resources to charitable initiatives since its inception in 2003. This season the Florida Panthers Foundation announced a new focus on individuals and families affected by pediatric cancer. For more information, please contact the Florida Panthers Community Foundation at 954-835-7715.

Fourth Annual Face-Off Luncheon

The Florida Panthers Foundation host the Fourth Annual Face-Off Luncheon on October 4, 2010. More than 400 guests will fill the banquet hall at the Coral Springs Marriott Hotel, Golf Club & Convention Center to hear new GM Dale Tallon and Head Coach Peter DeBoer outline their plans for the 2010-11 season. Guests will enjoy a delectable lunch as a Florida Panthers player or

personality joined each table. A group of children and families affected by pediatric cancer will be treated to a special meet and greet with Panthers players during the luncheon.

Children's Holiday Brunch

On December 6, underprivileged children and children affected by pediatric cancer will be invited to the BankAtlantic Center for a delicious brunch, face painting, coloring, interactive games, and a special visit by a certain jolly individual from the North Pole who will have a personalized gift for each child.

Third Annual Golf Classic

The Florida Panthers Foundation will bring back its popular Golf Classic this year. The Golf Classic, scheduled for December 13, 2010, will allow attendees the chance to golf alongside their favorite Florida Panthers player, participate in a one-of-a-kind putting contest with hockey sticks, and attend an exciting awards reception and auction to wrap up the day!

Center Stephen Weiss



PANTHERS IN THE COMMUNITY

Cory Stillman & David Booth



First Annual Bowling Tournament

A new event this for the 2010-11 season, the Bowling Tournament gives fans an opportunity to throw strikes with some of their favorite Panthers players and personalities. An awards ceremony and raffle will follow. Children and families affected by pediatric cancer are also invited to join in on the festivities and out-bowl the likes of Stanley C. Panther, forward David Booth and GM Dale Tallon.

Food & Toy Drives

The Florida Panthers players' wives demonstrate their generosity during the holiday season by partnering with the Florida Panthers to host food and toy drives. During the month of November, the wives host food drives outside of the BankAtlantic Center to benefit the Cooperative Feeding Program, a food/clothing shelter in Fort Lauderdale. Fans are encouraged to donate any nonperishable food items before select Florida Panthers home games. The entire staff of Sunrise Sports & Entertainment as well as Florida Panthers players and their families spend one day volunteering at the Cooperative Feeding Program stocking pantry shelves and distributing Thanksgiving meals to families in need.

Last year, the Florida Panthers were able to feed nearly 400 families a Thanksgiving meal, complete with a turkey.

In December, the Florida Panthers and the Florida Panthers players' wives partner with the U.S. Marine Corps Reserves to collect toys for the popular Toys for Tots program. The Florida Panthers host toy drives before select home games and all donated toys are then distributed to children in need in South Florida.

Children's Hospital Visits

Each season, Florida Panthers players, broadcasters, coaches, Ice Dancers and Stanley C. Panther make their annual hospital visits to spread holiday cheer to the patients. Players sign autographs, take pictures and distribute gift bags filled with Panthers memorabilia to all patients.

"Shirts Off Our Backs" Auction

The final home game of the regular season allows the Foundation to host one of the most popular auctions of the season, the "Shirts Off Our Backs" auction, where the Foundation auctions off the game-used jerseys of each member of the Florida Panthers. This action packed auction is held through the second intermission where fans bid on their favorite jerseys at the auction tables. At the conclusion of the game, all winning bidders are escorted to center ice for a special post game ceremony where each player skates over to the fan that won their jersey, takes off their jersey and signs it while fans in the crowd look on.

FAN DEVELOPMENT & GRASSROOTS MARKETING

PANTHERS ASSIST PROGRAM

The Florida Panthers ASSIST program encompasses the company's enhanced commitment to the South Florida community through a complete redevelopment of the grassroots marketing and fan development departments.

The Panthers will deploy significant resources to engage South Florida youth, families, current and potential fans and hockey players, to extend its reach through community-driven programs and fan outreach initiatives.

The Party Patrol will visit numerous locations throughout South Florida including parks, beaches, malls, bars, concert venues, hockey rinks and more. It will feature inflatable activities such as the Panthers slide, slap shot, bounce house and obstacle course, the new Panthers Party Mobiles equipped with video games, music and sound systems, as well as appearances from Panthers personalities, the Ice Dancers and more.

The JetBlue Tarmac Party will take place prior to every weekend Panthers home game and feature the above activities and potential live music performances, autograph or meet-and-greet opportunities, and more.

Also as part of ASSIST, the Panthers will announce specific school/education programs and youth hockey initiatives throughout the 2010-11 season. For more information about ASSIST or upcoming Panthers community appearances, please contact Fan Development & Grassroots Marketing Director Lysie Estes at EstesL@sslive.com or log on to FloridaPanthers.com.



YOUTH & AMATEUR HOCKEY PROGRAMS

Panthers Fundamental Hockey Schools

Each summer the Florida Panthers host the Florida Panthers Hockey Schools at Saveology.com Iceplex in Coral Springs. Each consists of a Fundamental Goalie School, Elite Goalie School, Future Stars School for atoms and the Fundamental Hockey School for skaters ages 7-17. Each year, Panthers players and alumni help Saveology.com Iceplex instructors during each week with drills and scrimmages. Past volunteers include alumni Ray Sheppard, Peter Worrell, Craig Anderson, Mike Van Ryn and Roberto Luongo. For more information, call Saveology.com Iceplex at (954) 341-9956 or log on to floridapanthers.com at the beginning of each summer.

Panthers Cup

Beginning in 2009, the Panthers Cup goes to the winner of the one-day SFIHL tournament on the concrete floor of the BankAtlantic Center. Middle school teams from Broward County come together to battle for the honor as being crowned the best inline team in South Florida. Photos, memorabilia and the cup itself can be seen in the Den of Honor located in the BankAtlantic Center during any home game or event.

Panthers Cubs On Ice/Two Minute Shootout

At select Panthers home games, local youth teams are invited to play a mini-game or participate in a shoot-out during first period intermission. To learn more about this once in a lifetime experience.



FLORIDA PANTHERS ALUMNI ASSOCIATION

The Florida Panthers and the NHL have formed an official Florida Panthers Alumni Association headed by former NHL defenseman and current Panthers broadcaster Randy Moller. The Alumni Association has a mission to encourage retired players and their families to remain involved with the Panthers organization and smooth the transition from player to businessman in the South Florida community.

The Alumni Association also raises money for South Florida youth hockey and other charitable causes. It serves to benefit sponsors and supporters through speaking engagements, hospital visits, promotional tours and player appearances. The alumni association has distributed more than \$290,000.00 to the youth of South Florida.

Twelve seasons after taking South Florida on a memorable and wild ride to the Stanley Cup finals, the

'96 Panthers came together at BankAtlantic Center on July 28, 2007 for a reunion game against former Panther alumni.

Before a crowd of over 11,000 – a crowd that lined up several hours before the game to get autographs from players and coaches – the '96 Panthers defeated the Florida Alumni 9-5.

The players that attended the reunion game from the '96 Panthers included Mark Fitzpatrick, Mike Hough, Ed Jovanovski, Paul Laus, Bill Lindsay, Scott Mellanby, Gord Murphy, Ray Sheppard, Brian Skrudland, Geoff Smith, John Vanbiesbrouck and head coach Doug MacLean.

The Panthers will host Alumni appreciation weekends during the 2010-11 season. Stay tuned to floridapanthers.com for more details as they become available.

HOCKEY INFORMATION

Order of Selection for 2011 Entry Draft

The NHL's annual Draft Drawing is a weighted lottery system to determine the order of selection for the first 14 picks of the 2011 Entry Draft.

The 14 teams that did not qualify for the Stanley Cup Playoffs, or clubs that acquired those clubs' 2011 first-round draft picks, participate in the Drawing.

The Club selected in the drawing may not move up more than four positions in the draft order, thus only the five Clubs with the fewest regular-season points have the opportunity to receive the first overall selection.

No Club can move down more than one position as a result of the Draft Drawing.

In the first round of the 2010 Entry Draft, the order of selection is as follows:

- The first 14 selections, as determined by the Draft Drawing (see above);
- Clubs eliminated in the first two rounds of the 2011 Stanley Cup Playoffs, regular-season division winners excluded, in inverse order of points;
- Regular-season division winning clubs eliminated in the first two rounds of the 2011 Stanley Cup Playoffs, in inverse order of points;
- Clubs eliminated in the 2011 Conference Finals, in inverse order of points;
- Stanley Cup finalist
- Stanley Cup champion

In the second and subsequent rounds the order of selection is as follows:

- Non-playoff clubs in inverse order of points;
- Clubs eliminated in the first two rounds of the 2011 Stanley Cup Playoffs, regular-season division winners excluded, in inverse order of points;
- Regular-season division winning clubs eliminated in the first two rounds of the 2011 Stanley Cup Playoffs, in inverse order of points;
- Clubs eliminated in the 2011 Conference Finals, in inverse order of points;
- Stanley Cup finalist
- Stanley Cup champion

Eligibility for Claim

- All Players age 18 or older are eligible for claim in the Entry Draft, except:
 - A Player on the Reserve List of a Club, other than as a try-out;
 - A Player who has been claimed in two prior Entry Drafts;
 - A Player who previously played in the League and became a Free Agent pursuant to this Agreement;
 - A Player age 21 or older who: (A) has not been selected in a previous Entry Draft and (B) played hockey for at least one season in North America when he was age 18, 19, or 20 and shall be eligible to enter the League as an Unrestricted Free Agent pursuant to Article 10.1(d); and 18
 - A Player age 22 or older who has not been selected in a previous Entry Draft and shall be eligible to enter the League as an Unrestricted Free Agent pursuant to Article 10.1(d).

Unsigned Draft Choices

- A player aged 18 or 19 who was selected in the first three rounds of the Entry Draft and who was not signed by his NHL Club may not be retained by the Club and must be returned to his junior Club no later than the day prior to the opening of the NHL regular season.
- A player aged 18 or 19 who was selected in the fourth or subsequent rounds who has not been signed by his NHL Club may not be retained by his Club and must be returned to his junior Club no later than the fourth day prior to the opening of the NHL regular season.

Entry Level Players

- Players 18 through 21 years of age when signing their first contract must remain in the entry-level system for a period of three years; players age 22 and 23 when signing their first contract are in the entry level system for two years; while those age 24 when signing their first contract are in the entry level system for one year. Age is defined as the player's age on September 15 of the calendar year in which he signs the contract, regardless of his actual age on the date he signs such contract.
- In the event that a signed 18 or 19-year-old player does not play a minimum of 10 NHL games (regular season and/or playoffs) in his first season under contract, the term of his player contract and his number of years in the entry level system will be extended for a period of one year. The exception to this is a 19-year-old player who turns 20 years of age between September 16 and December 31 in his first contract year.
- In the event that a player signs his first contract at age 18 and has had his Player Contract extended for one season already, and such player does not play at least 10 NHL games (regular season and/or playoffs) in the second season under that player's Player Contract, then the term of his Player Contract and his number of years in the Entry Level System shall be extended for one additional year.

23-Man Roster

There may be a maximum of 23 players on each Club's playing roster at any one time from the commencement of the NHL regular season through the trade deadline. Prior to the start of the season, each Club must submit to the NHL its "Opening Day Playing Roster" which shall be comprised of not more than 23 players. Each Club must have a roster of at least 20 players, composed of 18 skaters and two goaltenders. Players on Injured Reserve do not count in the 23-Man Roster limit.

Injured Reserve List

In the event that a player is injured and a Club wishes to place him on the Injured Reserve List, the Club must follow these procedures.

- A Club may place a player on the injured reserve list if such player is injured, disabled or ill and unable to perform his duties as a hockey player after having passed the Club's initial physical examination in that season.
- A player who has an injury that renders him physically unable to play for a minimum of seven days after that date of the injury can be placed on the Club's Injured Reserve List. Once a player is placed on the injured reserve, the Club may replace said player on its NHL roster with another player. All determinations that a player has suffered an injury warranting injured reserve status must be made by the Club's medical staff and in accordance with the Club's medical standards.
- A player placed on Injured Reserve is ineligible to compete in NHL games for a period of not less than seven days from the date of injury.
- Players on Injured Reserve may attend Club meetings and meals, travel with the Club and participate in practice sessions.
- Players on Injured Reserve are prohibited from appearing in games, participating in pre-game warm-ups with their Clubs, or dressing in game uniforms on game days.

Regular Season Waivers

For purposes of Regular Waivers and Re-Entry Waivers, the five (5) year exemption for an 18 year old skater and the four (4) year exemption for a 19 year old skater shall both be reduced to three (3) years commencing the first season that the 18 or 19 year old skater plays in eleven (11) NHL Games or more. The next two (2) seasons, regardless of whether the skater plays any NHL Games in either season, shall count as the second and third years toward satisfying the exemption. For purposes of Regular Waivers and Re-Entry Waivers, the six (6) year exemption for an 18 year old goalie and the five (5) year exemption for a 19 year old goalie shall both

HOCKEY INFORMATION (CONTINUED)

be reduced to four (4) years commencing the first season that the 18 or 19 year old goalie plays in eleven (11) NHL Games or more. The next three (3) seasons, regardless of whether the goalie plays any NHL Games in any of those three (3) seasons, shall count as the next three (3) years toward satisfying the exemption.

The first season in which a Player who is age 20 or older plays in one (1) or more Professional Games shall constitute the first year for calculating the number of years he is exempt from Regular Waivers and Re-Entry Waivers.

A Player 25 years old or older who plays in one (1) or more Professional Games in any season shall be exempt from Regular Waivers and Re-Entry Waivers for the remainder of that season.

Tie-Breaking Procedures

At the conclusion of the regular season, the standing of the teams in each Conference shall be determined in accordance with the following priorities in the order listed:

- First place in each of the three (3) divisions seeded 1, 2, and 3.
- The higher number of points earned by the Club.
- The greater number of games won by the Club.
- The higher number of points earned in games against each other among two (2) or more Clubs having equal standing under priority (b) and (c) **
- The greater differential between goals scored for and against by Clubs having equal standing under priority (d).

** NOTE: For the purpose of determining standing under priority (d) for two or more tied Clubs that have not played an even number of games with one or more of the other tied Clubs, the first game played in the city that has the extra game (the "odd game") shall not be included. When more than two Clubs are tied, the percentage of available points earned in games among each other (and not including any "odd games") shall be used to determine standing.

NHL INFORMATION

2010-11 National Hockey League Directory

Executive

Commissioner	Gary B. Bettman
Deputy Commissioner	William Daly
Chief Operating Officer	John Collins
Senior Executive Vice President of Hockey Operations	Colin Campbell

Communications

Senior Vice President, Public Relations & Media (Toronto)	Gary Meagher
Senior Vice President, Public Affairs & Executive Director, NHL Foundation	Bernadette Mansur
Group Vice President, Public Relations	Frank Brown
Vice President, Player Development & Event Communications	Jamey Horan
Statistician and Information Officer (Toronto)	Benny Ercolani
Senior Director, News Services	Greg Inglis
Director, Media Relations	John Dellapina
Director, Public Relations (Toronto)	Julie Young
Senior Publicist, Corporate Communications	Kerry McGovern
Senior Manager, Public Relations (Toronto)	David Keon
Manager, Player Development & Event Communications	Schuyler Baehman
Manager, Public Relations (Toronto)	Jennifer Raimondi
Assistant, Player Development & Event Communications	Kirstin Mende

NHL New York, NHL Enterprises, L.P. & NHL Productions/NHL Images

1185 Avenue of the Americas
New York, NY 10036
Phone: 212-789-2000
Main Fax: 212-789-2020
PR Fax: 212-789-2070

Toronto Office (NHL & NHL) (NHL)

50 Bay Street, 11th Floor
Toronto, Ont. M5J 2X8
Phone: 416-359-7900
PR Fax: 416-981-2769

Montreal Office

1800 McGill College Avenue
Suite 2600
Montréal, Que. H3A 3J6
Phone: 514-841-9220
Fax: 514-841-1070

2010-11 NHL On-Ice Officials

Referees

NAME	SWEATER #
Auger, Stephane	15
Banfield, David (MLR)	44
Charron, Frances (MLR)	46
Ciannaga, Chris (MLR)	41
Devorski, Paul	10
Dwyer, Gord	19
Furlatt, Eric	27
Hasenfratz, Mike	30
Hebert, Ghislain (MLR)	49
Herbert, Jean (MLR)	43
Jackson, Dave	8
Joannette, Marc	25
Kimmerly, Greg	18
Kowal, Tom	32
Kozari, Steve	40
L'Ecuyer, Frederick	17
LaRue, Dennis	14
Lee, Chris	28
Leggo, Mike	3
Martell, Rob	26
McCauley, Wes	4
McCreary, Bill	7
Meier, Brad	34
Morton, Dean	36
O'Halloran, Dan	13
O'Rourke, Dan	9
Peel, Tim	20
Pochmara, Brian	16
Pollock, Kevin	33
Rehman, Kyle	37
Rooney, Chris	5
St-Laurent, Francois	38
St. Pierre, Justin	12
Sutherland, Kelly	11
Van Massenhoven, Don	21
Vinnerborg, Marcus (MLR)	45
Walkom, Stephen	24
Walsh, Ian	29
Watson, Brad	23

Linesmen

NAME	SWEATER #
Amell, Derek	75
Barton, Steve	59
Brisebois, David	96
Cameron, Lonnie	74
Champoux, Pierre	67
Cherrey, Scott	50
Cormier, Michel	76
Cvik, Mike	88
Devorski, Greg	54
Driscoll, Scott	68
Galloway, Ryan	82
Gibbs, Darren	66
Henderson, Don	91
Heyer, Shane	55
Kovachik, Brad	71
Lazarowich, Brad	86
Mach, Brian	78
McElman, Andy	90
Miller, Steve	89
Morin, Jean	97
Murphy, Brian	93
Murray, Jonny	95
Nansen, Derek	70
Nelson, Thor	80
Nowak, Tim	77
Pancich, Bryan	94
Racicot, Pierre	65
Rody, Vaughan	73
Schachte, Dan	52
Sericolo, Anthony	84
Sharrers, Jay	57
Shewchuk, Mark	92
Wheler, Mark	56

NHL INFORMATION

2010-11 Critical Dates Calendar

September

- 10 Opening Day of Rookie Camp
- 14 NHL Board of Governors Meeting (New York, NY)
- 17 Opening Day of NHL Training Camps
- 21 Pre-season schedule begins
- 28 Kraft Hockeyville - Buffalo vs Ottawa

October

- 1 Hockey Fights Cancer Awareness Month
- 6 Opening Day Playing Rosters set (3:00 p.m. ET)
- 7 Opening Night - 93rd NHL Regular Season begins
- 7 NHL Face-Off (Toronto)
- 7 2010 Compuware NHL Premiere - Carolina at Minnesota (Helsinki, FIN)
- 7 Official Opening of CONSOL Energy Center - Philadelphia at Pittsburgh
- 8 2010 Compuware NHL Premiere - Minnesota at Carolina (Helsinki, FIN)
- 8 2010 Compuware NHL Premiere - Columbus at San Jose (Stockholm, SWE)
- 9 2010 Compuware NHL Premiere - San Jose at Columbus (Stockholm, SWE)
- 9 2010 Compuware NHL Premiere - Phoenix at Boston (Prague, CZE)
- 9 Stanley Cup Banner Raised - Detroit at Chicago
- 10 2010 Compuware NHL Premiere - Boston at Phoenix (Prague, CZE)
- 21 US Hockey Hall of Fame Induction Ceremony (Buffalo, NY)
- 30 Busiest Day in NHL season - 28 teams play

November

- 6 Hockey Hall of Fame Game (Buffalo Sabres at Toronto Maple Leafs)
- 7 Hockey Hall of Fame Legends Classic
- 8 Hockey Hall of Fame Induction Ceremony (Toronto, ON)
- 8-18 2010 Subway Super Series (CHL)
- 9 NHL General Managers Meeting (Toronto)
- 11-13 U20 4 Nations Cup
- 26 NHL Founder's Day (1917) - 13 games on schedule

December

- 1 Signing deadline for Group 2 free agents
- 6-7 NHL Board of Governors Meeting (Palm Beach, FL)
- 19-27 Holiday Roster Freeze in effect. For all players on an NHL active roster, injured reserve, or players with non-roster and injured non-roster status as of midnight, local time, December 19, a roster freeze shall apply through midnight local time December 27, with respect to waivers, trades and loans, subject to the exceptions provided for in CBA Article 16.10.
- 24-25 No scheduled practices - dressing rooms closed
- 26 - Jan.5 IIHF World U20 Championship (Buffalo, NY)

January

- 1 2011 Bridgestone NHL Winter Classic - Washington at Pittsburgh (Heinz Field, Pittsburgh)
- 17-19 Home Hardware CHL/NHL Top Prospects Game (Toronto, ON)
- 27-31 NHL All-Star Break (no games played)
- 28 NHL Board of Governors Meeting (Raleigh, NC)
- 29 Honda SuperSkills, 8 p.m. ET, Raleigh, NC (RBC Center)
- 30 58th NHL All-Star Game, 4pm ET, Raleigh, NC (RBC Center)

February

- 1 Hockey is for Everyone Month Celebration
- 1 NHL Regular Season schedule resumes
- 12 CBC's Hockey Day in Canada (Host: Whitehorse, YT)
- 18-20 Hockey Weekend Across America (USA Hockey)
- 20 Hockey Day in America
- 20 2011 NHL Heritage Classic - Montreal at Calgary (McMahon Stadium, Calgary)
- 28 Trade deadline (3:00pm ET)

March

- 14-16 NHL General Managers Meeting (Boca Raton, FL)

April

- 7-9 NCAA Frozen Four (Excel Energy Center, St. Paul, MN)
- 10 Last day of 2010-11 regular season
- 13 Stanley Cup Playoffs begin
- 14-24 IIHF U18 World Championship (Germany)
- 29-May 15 IIHF World Championship (Slovakia)
- 30 2011 RBC Royal Bank Cup (Edgeworth Centre, Camrose, AB)

May

- 20-29 2010 MasterCard Memorial Cup (Mississauga, ON)
- 29-June 4 NHL Combine (Location: TBA)

June

- 17/18 Last possible day for 2011 Stanley Cup Final
- TBA Deadline for first club-elected salary arbitration (later of June 15 or 48 hours after conclusion of Stanley Cup Final, 5:00 pm ET)
- 22 2010 NHL Awards (Las Vegas, Nevada)
- 24-25 NHL Entry Draft (St. Paul, MN)

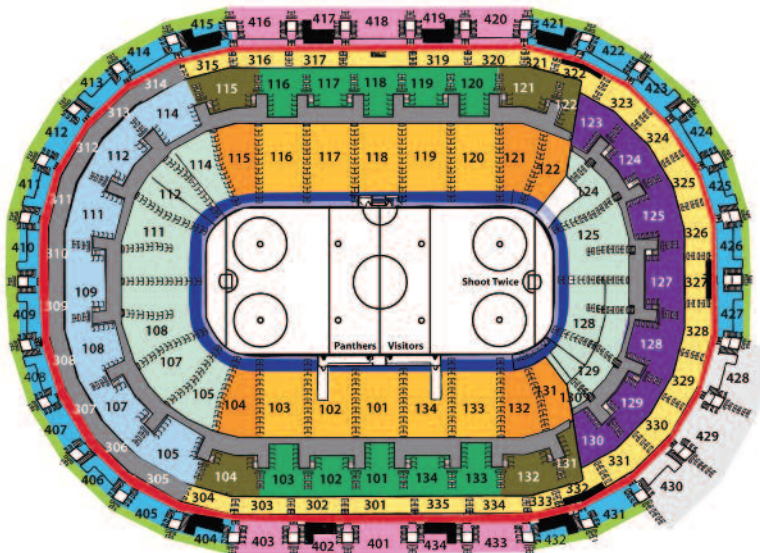
July

- 1 Free Agency begins
- 5 Deadline for player-elected salary arbitration notification (5:00 pm ET)
- 6 Deadline for club-elected salary arbitration notification (5:00 pm ET)
- 20 - Aug 4 Salary arbitration hearings held

August

- 6 Deadline for salary arbitration decisions to be rendered.

TICKET INFORMATION



CATEGORY	DESCRIPTION	FULL SEASON*	HALF SEASON*	MINI PACK*
ADT Club	Sec. 305-314	\$9000	N/A	N/A
Front Row	Row 1 in sec. 101-134	\$8954.75	\$4801.50	\$2967.25
Panthers Club	Rows 2-4 in sec. 101-134	\$4998.75	\$2777.50	\$1771.25
Premium Lower Bowl, Sides	Rows 5-17 in sec. 101-103, 116-120, 133-134	\$3579.75	\$1941.50	\$1212.25
Premium Plaza Middle	Rows 5-17 in sec. 121-122, 131-132, 104, 115	\$3149.75	\$1699.50	\$1056.25
Premium Lower Bowl, End Zones	Rows 5-17 in sec 105-114, 123-130	\$3063.75	\$1655.50	\$1030.25
Lexus Club	All Rows Sec. 301-304, 315-335	\$2418.75	\$1347.50	\$861.25
Lower Bowl, Sidelines	Rows 18-28 in sec. 101-103, 116-120, 133-134	\$2848.75	\$1567.50	\$991.25
Plaza Middle	Rows 18-28 in sec. 121-122, 131-132, 104, 115	\$2418.75	\$1413.50	\$874.25
Lower Bowl, End Zones	Rows 16-26 in sec. 123-130	\$2203.75	\$1303.50	\$796.25
Panthers Locker Room	Rows 18-28 in sec. 105-114	\$1558.75	\$907.50	\$562.25
Coach's Club	Rows 1 in sec. 428-430	\$1773.75	\$1017.50	\$666.25
Mezzanine	Row 1 in sec 401-434	\$1300.75	\$797.50	\$536.25
Sideline Balcony	Rows 2-16 in sec. 401-403, 416-420, 433-434	\$913.75	\$555.50	\$393.25
Goal Zone	Rows 2-9 in sec. 404-415, 421-427, 431-432	\$526.75	\$313.50	\$211.25
Terrace Level	Rows 10-16 in sec. 404-413, 423-427, 431-432	\$354.75	\$203.50	\$133.25

*Prices Include Parking

TICKET INFORMATION

How To Get Tickets:

Tickets for all Panthers home games are available at the BankAtlantic Center North Box Office, area Ticketmaster outlets, by calling Ticketmaster at (954) 835-TEAM or online at www.floridapanthers.com

Entertaining on a Group Basis

It's the best way to share the Panthers hockey experience with friends, co-workers and civic or religious groups. Watch in luxury from a fully catered suite or in the more traditional atmosphere of group seating. With as few as 10 people, you can score discounted tickets up to 50% and exclusive Group benefits:

- Special reserved seat locations
- Group name recognition on the BankAtlantic Center Jumbotron
- Option to pre-purchase food & beverage and parking vouchers
- Charity/Fundraising opportunities - earn money for your organization
- Group Leader receives great bonuses, from free game tickets to autographed merchandise
- Call Panthers Group Sales Dept. at (954) 835-SHOW.

Florida Panthers Ticket Information:

Season Tickets: (954) 835-PUCK
Group Tickets: (954) 835-SHOW
Adm. Office: (954) 835-7000
One Panther Parkway, Sunrise, FL 33323

www.FloridaPanthers.com

www.ticketmaster.com

1-800-745-3000

ticketmaster



2010-11 SEASON SCHEDULE

SCHEDULE KEY

Anaheim	ANA	Detroit	DET	Philadelphia	PHI
Atlanta	ATL	Edmonton	EDM	Phoenix	PHX
Boston	BOS	Los Angeles	L.A.	Pittsburgh	PIT
Buffalo	BUF	Minnesota	MIN	San Jose	S.J.
Calgary	CGY	Montreal	MTL	St. Louis	STL
Carolina	CAR	Nashville	NSH	Tampa Bay	T.B.
Chicago	CHI	New Jersey	N.J.	Toronto	TOR
Colorado	COL	NY Islanders	NYI	Vancouver	VAN
Columbus	CBJ	NY Rangers	NYR	Washington	WSH
Dallas	DAL	Ottawa	OTT		

Home
Away
Pre-Season
All Games Eastern Standard Time

OCTOBER 2010

S	M	T	W	T	F	S
					1 T.B. 7:30PM	2
3	4	5	6	7	8	9
10 EDM 8:00PM	11 VAN 10:00PM	12	13	14 CGY 9:00PM	15	16 T.B. 7:00PM
17	18	19	20	21 DAL 7:30PM	22	23 NYI 7:00PM
24	25	26 TOR 7:00PM	27	28 OTT 7:30PM	29	30 MTL 7:00PM

NOVEMBER 2010

S	M	T	W	T	F	S
	1	2	3 ATL 7:30PM	4	5 CAR 7:30PM	6 CAR 7:00PM
7	8	9	10 TOR 7:30PM	11	12 MIN 7:30PM	13 PHI 7:00PM
14	15	16	17 ATL 7:00PM	18 BOS 7:00PM	19	20 NYI 7:00PM
21	22 PIT 7:30PM	23	24 BOS 7:30PM	25	26 NYR 7:30PM	27 T.B. 7:30PM
28	29	30				

DECEMBER 2010

S	M	T	W	T	F	S
			1 ANA 10:00PM	2 L.A. 10:30PM	3	4 PHX 8:00PM
5	6	7 COL 7:30PM	8	9 WSH 7:00PM	10	11 NSH 7:00PM
12	13	14	15 CAR 7:30PM	16	17 BUF 7:30PM	18
19	20 PHI 7:00PM	21	22 PIT 7:30PM	23 BUF 7:00PM	24	25
26	27 BOS 7:30PM	28	29	30	31 MTL 5:00PM	

JANUARY 2011

S	M	T	W	T	F	S
						1
2 NYR 5:00PM	3 CAR 7:00PM	4	5 ATL 7:30PM	6	7 CAR 7:30PM	8 WSH 7:00PM
9	10	11 WSH 7:30PM	12	13 NSH 7:30PM	14	15 N.J. 7:00PM
16	17 ATL 7:30PM	18	19 CBJ	20	21 T.B. 7:30PM	22
23 N.J. 5:00PM	24	25 NYR 7:00PM	26 BOS 7:00PM	27	28	29 ALL STAR

FEBRUARY 2011

S	M	T	W	T	F	S
		1 TOR 7:00PM	2 MTL 7:30PM	3	4 N.J. 7:00PM	5
6	7	8 STL 7:30PM	9	10 BUF 7:30PM	11	12
13 S.J. 5:00PM	14	15	16 PHI 7:30PM	17	18 DET 7:30PM	19 T.B. 7:30PM
20	21 NYI 1:00PM	22	23 OTT 7:30PM	24	25 ATL 7:30PM	26
27 N.J. 5:00PM	28					

MARCH 2011

S	M	T	W	T	F	S
		1 CAR 7:00PM	2	3 MTL 7:30PM	4	5 ATL 7:00PM
6 WSH 5:00PM	7	8 CHI 7:30PM	9	10 OTT 7:30PM	11	12 T.B. 7:00PM
13	14	15 PHI 7:30PM	16	17 TOR 7:30PM	18	19 NYI 7:00PM
20	21	22 NYR 7:00PM	23 CHI 8:30PM	24	25 BUF 7:00PM	26
27 PIT 1:00PM	28	29 CBJ 7:00PM	30	31 OTT 7:30PM		

APRIL 2011

S	M	T	W	T	F	S
					1	2 PIT 7:00PM
3	4	5	6 WSH 7:00PM	7	8 T.B. 7:30PM	9 WSH 7:00PM
10	11	12	13	14	15	16
17	18	19	20	21	22	23
24	25	26	27	28	29	30

Dates/Times subject to change
* Blackout dates

2010-2011 SEASON

FSFLORIDA

PartyCity

NOBODY HAS MORE PARTY FOR LESS

560WQAM
PORTS RADIO



FS FLORIDA
FOXSPORTS FLORIDA.COM

greater FORT LAUDERDALE
800-22-SUNNY

sunny.org

Pack your bags, we're staying home:
Book your hotel stay at www.sunny.org and receive a
Beach Chic starter kit with beach towel, flip flops and beachball.